



BMCRC-MRO Championships 2019

**Round 3
Cadwell Park**

27th / 28th April 2019



Results Provided by Timing Solutions Ltd
www.tsl-timing.com

BMCRC-MRO Championships 2019



CHILTON MOTORS LTD
MZ CHAMPIONSHIP



CHILTON MOTORS 250 MZ & BMCRC BLUE HAZE 2-STROKE GP

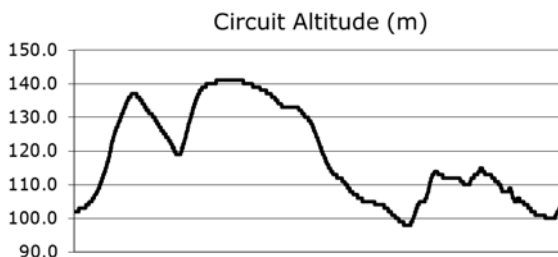
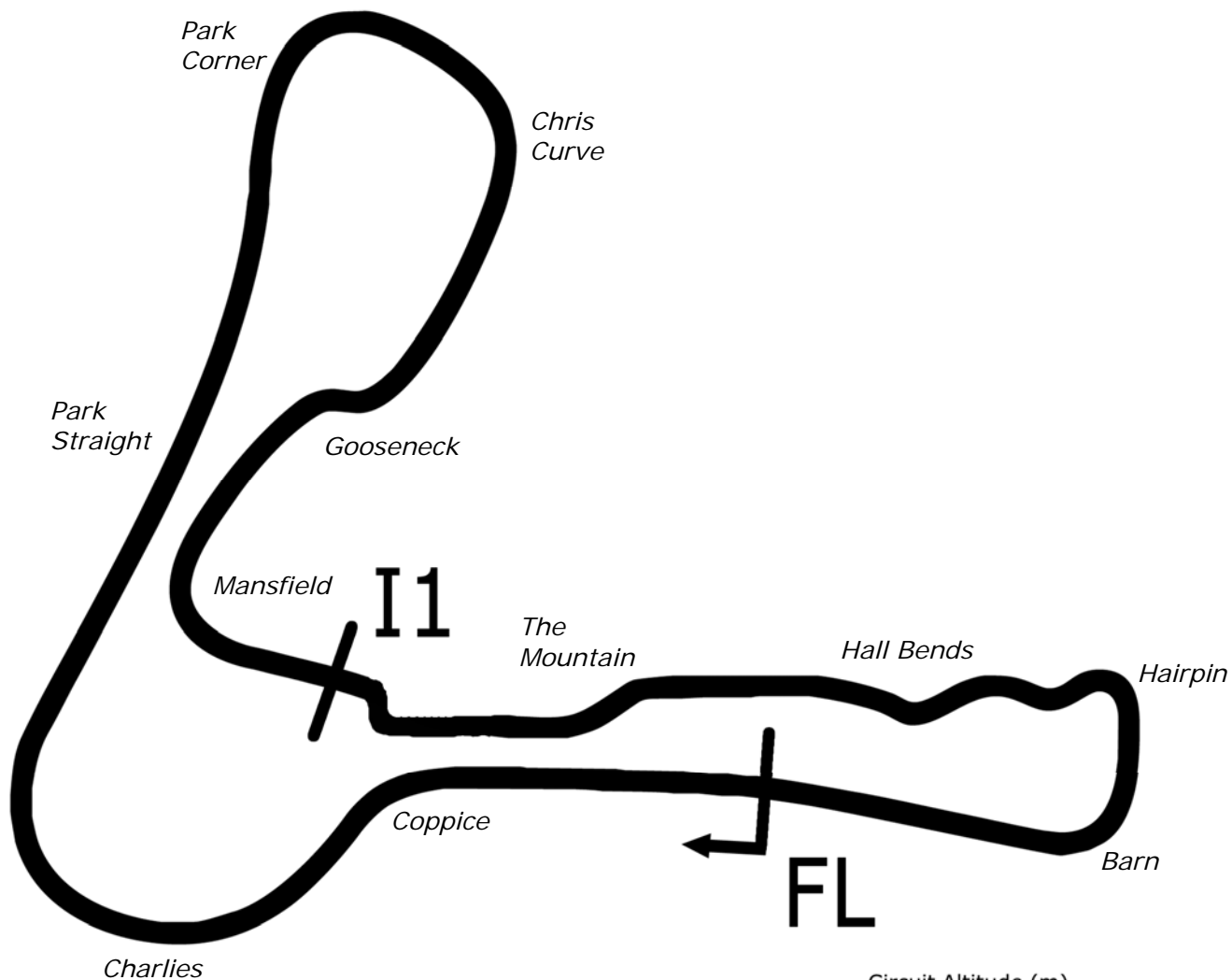
Cadwell Park Circuit

27th / 28th April 2019



Results Provided by Timing Solutions Ltd
www.tsl-timing.com

Cadwell Park



Length	2.1800 miles	3508.4 m	
FL		53.31024 N	0.05940 W
I1	2330m	53.30708 N	0.06270 W
Pit Entry	3472m	53.31103 N	0.05889 W
Pit Exit	0m after FL	53.31030 N	0.05940 W
Pit Entry-Pit Exit 92m, 5.5s @60kph, 4.1s @80kph			

All results available at www.tsl-timing.com

BMCRC - MRO Championships 2019 - Rnd 3 @ Cadwell Park

Chilton Motors 250 MZs & BMCRC Blue Haze 2-Stroke GP

QUALIFYING - CLASSIFICATION

POS	NO	CL	PIC NAME	ENTRY	TIME	ON	LAPS	GAP	DIFF	MPH
1	355	GP	1 Mark ESS	Yamaha - Hi-Lite Signs Ltd	2:00.454	5	6			65.15
2	55	GPF	1 Paul TOLAND	Yamaha -	2:02.973	6	6	2.519	2.519	63.81
3	40	GPF	2 Douglas BEACOCK	Yamaha -	2:05.454	2	3	5.000	2.481	62.55
4	44		1 Robert DESSOY	MZ - Eastern Garage Racing	2:06.364	5	5	5.910	0.910	62.10
5	95		2 Christopher ROGERS	MZ - CB Racing	2:06.380	6	6	5.926	0.016	62.09
6	85		3 Andrew WALES	MZ - Illuminated Design LTD	2:06.991	6	6	6.537	0.611	61.80
7	113		4 Liam NEWMAN	MZ - Team newman racing	2:07.733	5	5	7.279	0.742	61.44
8	9		5 Gary HOWLETT	MZ - HS Racing	2:09.016	6	6	8.562	1.283	60.83
9	89	GPF	3 Andrew TEMPEST	Yamaha - TEMPEST REVIVALS/mar-ti titanium	2:09.373	2	2	8.919	0.357	60.66
10	153	GP	2 Chris DOWLING	Yamaha -	2:09.445	2	6	8.991	0.072	60.62
11	3	GP	3 Tom BARRETT	Honda - Aspire Classic Restoration	2:10.296	6	6	9.842	0.851	60.23
12	611	GPF	4 Paul WELCH	Yamaha -	2:10.649	5	6	10.195	0.353	60.06
13	83	GPF	5 Paul GODBOLD	Yamaha - Hill farm tree services	2:12.214	6	6	11.760	1.565	59.35
14	69		6 Alexander MANN	MZ - HS RACING	2:12.986	5	6	12.532	0.772	59.01
15	96		7 Chris KENT	MZ - Buxton Powder Coating / Anglesey Motorbike Club	2:14.095	6	6	13.641	1.109	58.52
16	30	GPF	6 Neil HEWSON	Suzuki - The Sun Inn, Pickering	2:15.229	5	5	14.775	1.134	58.03
17	32		8 John ASHMEAD	MZ -	2:18.070	5	5	17.616	2.841	56.84
18	121	GPF	7 Ben HUNTER	Yamaha -	2:18.173	5	5	17.719	0.103	56.79
19	160	GPF	8 Daniel GOUGH	Yamaha - G Force Motorcycles	2:18.392	5	5	17.938	0.219	56.70
20	21	GP	4 Stuart THURTL	Honda -	2:20.846	5	5	20.392	2.454	55.72
21	56		9 Russell TURNER	MZ -	2:21.852	3	5	21.398	1.006	55.32
22	5		10 Garry SAMETT	MZ - smallmouse	2:22.640	5	5	22.186	0.788	55.02
23	127	GPF	9 Richard HAYWARD	Yamaha - Gforce Motorcycles	2:22.969	3	5	22.515	0.329	54.89
24	66		11 Mark VINCENT	MZ - Putoline	2:24.632	3	5	24.178	1.663	54.26
25	41		12 Gary WILLIAMS	MZ -	2:25.752	4	5	25.298	1.120	53.84
26	99	GPF	10 Stewart GRICE	Aprilia -	2:26.116	3	5	25.662	0.364	53.71
27	94		13 Dan SUTHERLAND	MZ -	2:26.173	5	5	25.719	0.057	53.69
28	93		14 Mike WILBY	MZ - Chilton Motors	2:28.889	5	5	28.435	2.716	52.71
29	26		15 Andy HOWLETT	MZ -	2:31.998	5	5	31.544	3.109	51.63
30	38		16 Chris PETTET	MZ -	2:34.563	4	4	34.109	2.565	50.77
31	11	GPF	11 Gael MACHARD	Aprilia -	2:38.759	1	1	38.305	4.196	49.43
32	61	GP	5 Russell COOK	Yamaha -	3:05.350	4	4	1:04.896	26.591	42.34
33	67	GPF	12 Mark BAILEY	Yamaha - Gforce motorcycles	3:05.738	3	3	1:05.284	0.388	42.25

Cadwell Park
 Circuit Length = 2.1800 miles
 Start: 09:20 Flag 09:33 End: 09:36

Weather / Track : Drizzle / Wet

These results are provisional until the conclusion of any judicial and technical matters.

Clerk Of Course :	Timekeeper :
-------------------	--------------

Results can be found at www.tsl-timing.com

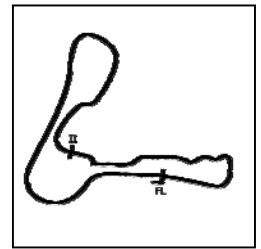
Printed - 09:38 Saturday, 27 April 2019



BMCRC - MRO Championships 2019 - Rnd 3 @ Cadwell Park

Chilton Motors 250 MZs & BMCRC Blue Haze 2-Stroke GP

QUALIFYING - SECTOR ANALYSIS



SECTOR 1 = FL to I1, SECTOR 2 = I1 to FL, DIFF = Difference To Personal Best Lap, P = Crossed Finish Line in Pit Lane, D = Time Disallowed

P1 355 GP		Mark ESS		Yamaha - Hi-Lite Signs Ltd			
IDEAL LAP TIME : 2:00.454		BEST LAP TIME : 2:00.454		DIFFERENCE : 0.000			
LAP	SECTOR 1	SECTOR 2	LAP TIME	MPH	DIFF	TIME OF DAY	
1 -	1:21.523	58.077	2:19.600	56.21	19.146	09:23:26.917	
2 -	1:15.226	54.821	2:10.047	60.34	9.593	09:25:36.964	
3 -	1:12.811	52.574	2:05.385	62.59	4.931	09:27:42.349	
4 -	1:09.862	53.698	2:03.560 (3)	63.51	3.106	09:29:45.909	
5 -	1:09.842	50.612	2:00.454 (1)	65.15		09:31:46.363	
6 -	1:11.384	51.461	2:02.845 (2)	63.88	2.391	09:33:49.208	

P2 55 GPF		Paul TOLAND		Yamaha -			
IDEAL LAP TIME : 2:02.973		BEST LAP TIME : 2:02.973		DIFFERENCE : 0.000			
LAP	SECTOR 1	SECTOR 2	LAP TIME	MPH	DIFF	TIME OF DAY	
1 -	1:23.461	1:01.455	2:24.916	54.15	21.943	09:24:03.394	
2 -	1:17.183	54.812	2:11.995	59.45	9.022	09:26:15.389	
3 -	1:14.605	54.479	2:09.084 (3)	60.79	6.111	09:28:24.473	
4 -	1:12.900	52.306	2:05.206 (2)	62.68	2.233	09:30:29.679	
5 -	1:14.740	54.569	2:09.309	60.69	6.336	09:32:38.988	
6 -	1:11.573	51.400	2:02.973 (1)	63.81		09:34:41.961	

P3 40 GPF		Douglas BEACOCK		Yamaha -			
IDEAL LAP TIME : 2:04.336		BEST LAP TIME : 2:05.454		DIFFERENCE : 1.118			
LAP	SECTOR 1	SECTOR 2	LAP TIME	MPH	DIFF	TIME OF DAY	
1 -	1:19.604	55.837	2:15.441 (3)	57.94	9.987	09:23:26.172	
2 -	1:13.194	52.260	2:05.454 (1)	62.55		09:25:31.626	
3 -	1:14.147	52.870	2:07.017 (2)	61.78	1.563	09:27:38.643	

P4 44		Robert DESSOY		MZ - Eastern Garage Racing			
IDEAL LAP TIME : 2:06.364		BEST LAP TIME : 2:06.364		DIFFERENCE : 0.000			
LAP	SECTOR 1	SECTOR 2	LAP TIME	MPH	DIFF	TIME OF DAY	
1 -	1:28.098	57.810	2:25.908	53.78	19.544	09:25:38.327	
2 -	1:19.190	54.323	2:13.513	58.78	7.149	09:27:51.840	
3 -	1:16.744	54.936	2:11.680 (2)	59.59	5.316	09:30:03.520	
4 -	1:16.353	55.593	2:11.946 (3)	59.47	5.582	09:32:15.466	
5 -	1:13.835	52.529	2:06.364 (1)	62.10		09:34:21.830	

P5 95		Christopher ROGERS		MZ - CB Racing			
IDEAL LAP TIME : 2:06.380		BEST LAP TIME : 2:06.380		DIFFERENCE : 0.000			
LAP	SECTOR 1	SECTOR 2	LAP TIME	MPH	DIFF	TIME OF DAY	
1 -	1:22.644	58.814	2:21.458	55.47	15.078	09:23:28.379	
2 -	1:16.760	54.061	2:10.821 (3)	59.99	4.441	09:25:39.200	
3 -	1:16.108	54.624	2:10.732 (2)	60.03	4.352	09:27:49.932	
4 -	1:14.474	58.470	2:12.944	59.03	6.564	09:30:02.876	
5 -	1:15.412	56.655	2:12.067	59.42	5.687	09:32:14.943	
6 -	1:13.991	52.389	2:06.380 (1)	62.09		09:34:21.323	

P6 85		Andrew WALES		MZ - Illuminated Design LTD			
IDEAL LAP TIME : 2:06.991		BEST LAP TIME : 2:06.991		DIFFERENCE : 0.000			
LAP	SECTOR 1	SECTOR 2	LAP TIME	MPH	DIFF	TIME OF DAY	
1 -	1:21.843	58.623	2:20.466	55.87	13.475	09:23:28.672	
2 -	1:15.667	54.656	2:10.323 (3)	60.22	3.332	09:25:38.995	
3 -	1:14.962	55.638	2:10.600	60.09	3.609	09:27:49.595	
4 -	1:14.505	1:00.186	2:14.691	58.26	7.700	09:30:04.286	
5 -	1:14.545	55.401	2:09.946 (2)	60.39	2.955	09:32:14.232	
6 -	1:14.044	52.947	2:06.991 (1)	61.80		09:34:21.223	

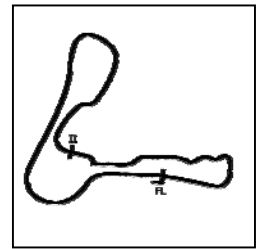
Weather / Track : Drizzle / Wet

Cadwell Park
Circuit Length = 2.1800 miles
Start: 09:20 Flag 09:33 End: 09:36

BMCRC - MRO Championships 2019 - Rnd 3 @ Cadwell Park

Chilton Motors 250 MZs & BMCRC Blue Haze 2-Stroke GP

QUALIFYING - SECTOR ANALYSIS



SECTOR 1 = FL to I1, SECTOR 2 = I1 to FL, DIFF = Difference To Personal Best Lap, P = Crossed Finish Line in Pit Lane, D = Time Disallowed

P7 113		Liam NEWMAN		MZ - Team newman racing			
IDEAL LAP TIME : 2:07.183		BEST LAP TIME : 2:07.733		DIFFERENCE : 0.550			
LAP	SECTOR 1	SECTOR 2	LAP TIME	MPH	DIFF	TIME OF DAY	
1 -	1:19.079	54.710	2:13.789	58.66	6.056	09:23:15.084	
2 -	1:15.549	54.358	2:09.907 (3)	60.41	2.174	09:25:24.991	
3 -	1:15.497	52.532	2:08.029 (2)	61.29	0.296	09:27:33.020	
4 -	1:16.556	54.017	2:10.573	60.10	2.840	09:29:43.593	
5 -	1:14.651	53.082	2:07.733 (1)	61.44		09:31:51.326	

P8 9		Gary HOWLETT		MZ - HS Racing			
IDEAL LAP TIME : 2:09.016		BEST LAP TIME : 2:09.016		DIFFERENCE : 0.000			
LAP	SECTOR 1	SECTOR 2	LAP TIME	MPH	DIFF	TIME OF DAY	
1 -	1:24.425	1:02.910	2:27.335	53.26	18.319	09:23:38.181	
2 -	1:16.136	55.446	2:11.582	59.64	2.566	09:25:49.763	
3 -	1:15.684	54.907	2:10.591 (2)	60.09	1.575	09:28:00.354	
4 -	1:15.616	55.930	2:11.546	59.66	2.530	09:30:11.900	
5 -	1:15.726	54.903	2:10.629 (3)	60.07	1.613	09:32:22.529	
6 -	1:15.416	53.600	2:09.016 (1)	60.83		09:34:31.545	

P9 89 GPF		Andrew TEMPEST		Yamaha - TEMPEST REVIVALS/mar-ti titanium			
IDEAL LAP TIME : 2:09.373		BEST LAP TIME : 2:09.373		DIFFERENCE : 0.000			
LAP	SECTOR 1	SECTOR 2	LAP TIME	MPH	DIFF	TIME OF DAY	
1 -	1:22.063	57.165	2:19.228 (2)	56.36	9.855	09:23:33.695	
2 -	1:15.726	53.647	2:09.373 (1)	60.66		09:25:43.068	

P10 153 GP		Chris DOWLING		Yamaha -			
IDEAL LAP TIME : 2:09.281		BEST LAP TIME : 2:09.445		DIFFERENCE : 0.164			
LAP	SECTOR 1	SECTOR 2	LAP TIME	MPH	DIFF	TIME OF DAY	
1 -	1:21.197	57.273	2:18.470	56.67	9.025	09:23:28.529	
2 -	1:14.524	54.921	2:09.445 (1)	60.62		09:25:37.974	
3 -	1:15.506	55.104	2:10.610 (2)	60.08	1.165	09:27:48.584	
4 -	1:15.210	57.894	2:13.104	58.96	3.659	09:30:01.688	
5 -	1:16.278	54.757	2:11.035 (3)	59.89	1.590	09:32:12.723	
6 -	1:16.067	55.016	2:11.083	59.87	1.638	09:34:23.806	

P11 3 GP		Tom BARRETT		Honda - Aspire Classic Restoration			
IDEAL LAP TIME : 2:10.296		BEST LAP TIME : 2:10.296		DIFFERENCE : 0.000			
LAP	SECTOR 1	SECTOR 2	LAP TIME	MPH	DIFF	TIME OF DAY	
1 -	1:31.426	1:02.503	2:33.929	50.98	23.633	09:23:47.876	
2 -	1:23.800	59.253	2:23.053	54.86	12.757	09:26:10.929	
3 -	1:22.727	1:00.685	2:23.412	54.72	13.116	09:28:34.341	
4 -	1:23.673	58.466	2:22.139 (3)	55.21	11.843	09:30:56.480	
5 -	1:16.833	55.538	2:12.371 (2)	59.28	2.075	09:33:08.851	
6 -	1:15.487	54.809	2:10.296 (1)	60.23		09:35:19.147	

P12 611 GPF		Paul WELCH		Yamaha -			
IDEAL LAP TIME : 2:10.600		BEST LAP TIME : 2:10.649		DIFFERENCE : 0.049			
LAP	SECTOR 1	SECTOR 2	LAP TIME	MPH	DIFF	TIME OF DAY	
1 -	1:28.226	1:00.785	2:29.011	52.66	18.362	09:24:08.302	
2 -	1:25.281	1:00.352	2:25.633	53.88	14.984	09:26:33.935	
3 -	1:19.616	56.942	2:16.558	57.47	5.909	09:28:50.493	
4 -	1:18.998	57.452	2:16.450 (3)	57.51	5.801	09:31:06.943	
5 -	1:16.335	54.314	2:10.649 (1)	60.06		09:33:17.592	
6 -	1:16.572	54.265	2:10.837 (2)	59.98	0.188	09:35:28.429	

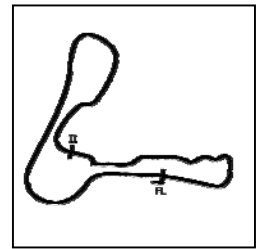
Weather / Track : Drizzle / Wet

Cadwell Park
Circuit Length = 2.1800 miles
Start: 09:20 Flag 09:33 End: 09:36

BMCRC - MRO Championships 2019 - Rnd 3 @ Cadwell Park

Chilton Motors 250 MZs & BMCRC Blue Haze 2-Stroke GP

QUALIFYING - SECTOR ANALYSIS



SECTOR 1 = FL to I1, SECTOR 2 = I1 to FL, DIFF = Difference To Personal Best Lap, P = Crossed Finish Line in Pit Lane, D = Time Disallowed

P13 83 GPF Paul GODBOLD			Yamaha - Hill farm tree services			
IDEAL LAP TIME : 2:12.214		BEST LAP TIME : 2:12.214		DIFFERENCE : 0.000		
LAP	SECTOR 1	SECTOR 2	LAP TIME	MPH	DIFF	TIME OF DAY
1 -	1:25.522	1:00.205	2:25.727	53.85	13.513	09:24:11.590
2 -	1:21.205	56.828	2:18.033	56.85	5.819	09:26:29.623
3 -	1:19.851	56.227	2:16.078 (3)	57.67	3.864	09:28:45.701
4 -	1:20.644	56.292	2:16.936	57.31	4.722	09:31:02.637
5 -	1:18.660	55.332	2:13.992 (2)	58.57	1.778	09:33:16.629
6 -	1:17.507	54.707	2:12.214 (1)	59.35		09:35:28.843

P14 69 Alexander MANN			MZ - HS RACING			
IDEAL LAP TIME : 2:12.219		BEST LAP TIME : 2:12.986		DIFFERENCE : 0.767		
LAP	SECTOR 1	SECTOR 2	LAP TIME	MPH	DIFF	TIME OF DAY
1 -	1:27.193	1:02.395	2:29.588	52.46	16.602	09:23:38.316
2 -	1:21.490	56.679	2:18.169	56.80	5.183	09:25:56.485
3 -	1:19.854	55.864	2:15.718	57.82	2.732	09:28:12.203
4 -	1:18.193	55.889	2:14.082 (2)	58.53	1.096	09:30:26.285
5 -	1:18.004	54.982	2:12.986 (1)	59.01		09:32:39.271
6 -	1:17.237	56.890	2:14.127 (3)	58.51	1.141	09:34:53.398

P15 96 Chris KENT			MZ - Buxton Powder Coating / Anglesey Motorbike Club			
IDEAL LAP TIME : 2:14.095		BEST LAP TIME : 2:14.095		DIFFERENCE : 0.000		
LAP	SECTOR 1	SECTOR 2	LAP TIME	MPH	DIFF	TIME OF DAY
1 -	1:27.959	1:03.005	2:30.964	51.98	16.869	09:23:38.022
2 -	1:24.119	1:02.677	2:26.796	53.46	12.701	09:26:04.818
3 -	1:22.525	1:00.346	2:22.871	54.93	8.776	09:28:27.689
4 -	1:20.383	59.692	2:20.075 (3)	56.02	5.980	09:30:47.764
5 -	1:19.551	57.069	2:16.620 (2)	57.44	2.525	09:33:04.384
6 -	1:17.851	56.244	2:14.095 (1)	58.52		09:35:18.479

P16 30 GPF Neil HEWSON			Suzuki - The Sun Inn, Pickering			
IDEAL LAP TIME : 2:14.537		BEST LAP TIME : 2:15.229		DIFFERENCE : 0.692		
LAP	SECTOR 1	SECTOR 2	LAP TIME	MPH	DIFF	TIME OF DAY
1 -	1:32.838	1:01.896	2:34.734	50.71	19.505	09:23:59.088
2 -	1:23.912	59.882	2:23.794 (3)	54.57	8.565	09:26:22.882
3 -	1:21.256	58.041	2:19.297 (2)	56.34	4.068	09:28:42.179
4 -	1:25.974	59.981	2:25.955	53.77	10.726	09:31:08.134
5 -	1:19.439	55.790	2:15.229 (1)	58.03		09:33:23.363

P17 32 John ASHMEAD			MZ -			
IDEAL LAP TIME : 2:18.070		BEST LAP TIME : 2:18.070		DIFFERENCE : 0.000		
LAP	SECTOR 1	SECTOR 2	LAP TIME	MPH	DIFF	TIME OF DAY
1 -	1:31.059	1:05.200	2:36.259	50.22	18.189	09:24:07.733
2 -	1:27.482	1:01.415	2:28.897	52.70	10.827	09:26:36.630
3 -	1:22.889	59.927	2:22.816 (2)	54.95	4.746	09:28:59.446
4 -	1:24.362	58.569	2:22.931 (3)	54.90	4.861	09:31:22.377
5 -	1:20.338	57.732	2:18.070 (1)	56.84		09:33:40.447

P18 121 GPF Ben HUNTER			Yamaha -			
IDEAL LAP TIME : 2:18.173		BEST LAP TIME : 2:18.173		DIFFERENCE : 0.000		
LAP	SECTOR 1	SECTOR 2	LAP TIME	MPH	DIFF	TIME OF DAY
1 -	1:26.555	1:00.237	2:26.792	53.46	8.619	09:23:52.749
2 -	1:23.141	59.852	2:22.993	54.88	4.820	09:26:15.742
3 -	1:21.635	59.178	2:20.813 (2)	55.73	2.640	09:28:36.555
4 -	1:22.277	59.245	2:21.522 (3)	55.45	3.349	09:30:58.077
5 -	1:20.204	57.969	2:18.173 (1)	56.79		09:33:16.250

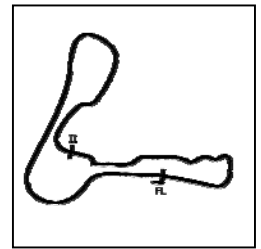
Weather / Track : Drizzle / Wet

Cadwell Park
Circuit Length = 2.1800 miles
Start: 09:20 Flag 09:33 End: 09:36

BMCRC - MRO Championships 2019 - Rnd 3 @ Cadwell Park

Chilton Motors 250 MZs & BMCRC Blue Haze 2-Stroke GP

QUALIFYING - SECTOR ANALYSIS



SECTOR 1 = FL to I1, SECTOR 2 = I1 to FL, DIFF = Difference To Personal Best Lap, P = Crossed Finish Line in Pit Lane, D = Time Disallowed

P19 160 GPF Daniel GOUGH			Yamaha - G Force Motorcycles			
IDEAL LAP TIME : 2:18.392		BEST LAP TIME : 2:18.392		DIFFERENCE : 0.000		
LAP	SECTOR 1	SECTOR 2	LAP TIME	MPH	DIFF	TIME OF DAY
1 -	1:36.356	1:04.876	2:41.232	48.67	22.840	09:24:04.652
2 -	1:28.266	1:01.351	2:29.617	52.45	11.225	09:26:34.269
3 -	1:23.797	1:00.496	2:24.293 (3)	54.38	5.901	09:28:58.562
4 -	1:21.323	58.170	2:19.493 (2)	56.26	1.101	09:31:18.055
5 -	1:21.027	57.365	2:18.392 (1)	56.70		09:33:36.447

P20 21 GP Stuart THURTLÉ			Honda -			
IDEAL LAP TIME : 2:20.846		BEST LAP TIME : 2:20.846		DIFFERENCE : 0.000		
LAP	SECTOR 1	SECTOR 2	LAP TIME	MPH	DIFF	TIME OF DAY
1 -	1:32.820	1:04.780	2:37.600	49.79	16.754	09:24:05.524
2 -	1:25.137	1:02.537	2:27.674	53.14	6.828	09:26:33.198
3 -	1:22.902	1:00.589	2:23.491 (3)	54.69	2.645	09:28:56.689
4 -	1:22.039	59.825	2:21.864 (2)	55.32	1.018	09:31:18.553
5 -	1:21.866	58.980	2:20.846 (1)	55.72		09:33:39.399

P21 56 Russell TURNER			MZ -			
IDEAL LAP TIME : 2:20.899		BEST LAP TIME : 2:21.852		DIFFERENCE : 0.953		
LAP	SECTOR 1	SECTOR 2	LAP TIME	MPH	DIFF	TIME OF DAY
1 -	1:34.432	1:04.471	2:38.903	49.38	17.051	09:24:31.892
2 -	1:27.012	58.665	2:25.677 (3)	53.87	3.825	09:26:57.569
3 -	1:23.011	58.841	2:21.852 (1)	55.32		09:29:19.421
4 -	1:22.234	59.674	2:21.908 (2)	55.30	0.056	09:31:41.329
5 -	1:23.015	1:03.224	2:26.239	53.66	4.387	09:34:07.568

P22 5 Garry SAMETT			MZ - smallmouse			
IDEAL LAP TIME : 2:22.640		BEST LAP TIME : 2:22.640		DIFFERENCE : 0.000		
LAP	SECTOR 1	SECTOR 2	LAP TIME	MPH	DIFF	TIME OF DAY
1 -	1:41.238	1:04.391	2:45.629	47.38	22.989	09:24:25.572
2 -	1:25.792	1:01.421	2:27.213	53.31	4.573	09:26:52.785
3 -	1:24.371	1:01.452	2:25.823 (3)	53.81	3.183	09:29:18.608
4 -	1:23.109	1:01.371	2:24.480 (2)	54.31	1.840	09:31:43.088
5 -	1:22.272	1:00.368	2:22.640 (1)	55.02		09:34:05.728

P23 127 GPF Richard HAYWARD			Yamaha - Gforce Motorcycles			
IDEAL LAP TIME : 2:22.176		BEST LAP TIME : 2:22.969		DIFFERENCE : 0.793		
LAP	SECTOR 1	SECTOR 2	LAP TIME	MPH	DIFF	TIME OF DAY
1 -	1:35.983	1:05.036	2:41.019	48.74	18.050	09:24:06.585
2 -	1:26.928	1:01.176	2:28.104	52.99	5.135	09:26:34.689
3 -	1:24.198	58.771	2:22.969 (1)	54.89		09:28:57.658
4 -	1:25.654	57.978	2:23.632 (2)	54.64	0.663	09:31:21.290
5 -	1:25.793	58.182	2:23.975 (3)	54.50	1.006	09:33:45.265

P24 66 Mark VINCENT			MZ - Putoline			
IDEAL LAP TIME : 2:24.632		BEST LAP TIME : 2:24.632		DIFFERENCE : 0.000		
LAP	SECTOR 1	SECTOR 2	LAP TIME	MPH	DIFF	TIME OF DAY
1 -	1:35.721	1:04.303	2:40.024	49.04	15.392	09:24:11.933
2 -	1:26.214	1:00.567	2:26.781	53.46	2.149	09:26:38.714
3 -	1:25.222	59.410	2:24.632 (1)	54.26		09:29:03.346
4 -	1:26.516	59.513	2:26.029 (3)	53.74	1.397	09:31:29.375
5 -	1:26.112	59.751	2:25.863 (2)	53.80	1.231	09:33:55.238

P25 41 Gary WILLIAMS			MZ -			
IDEAL LAP TIME : 2:25.712		BEST LAP TIME : 2:25.752		DIFFERENCE : 0.040		
LAP	SECTOR 1	SECTOR 2	LAP TIME	MPH	DIFF	TIME OF DAY

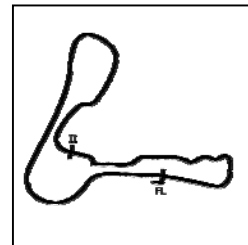
Weather / Track : Drizzle / Wet

Cadwell Park
Circuit Length = 2.1800 miles
Start: 09:20 Flag 09:33 End: 09:36

BMCRC - MRO Championships 2019 - Rnd 3 @ Cadwell Park

Chilton Motors 250 MZs & BMCRC Blue Haze 2-Stroke GP

QUALIFYING - SECTOR ANALYSIS



SECTOR 1 = FL to I1, SECTOR 2 = I1 to FL, DIFF = Difference To Personal Best Lap, P = Crossed Finish Line in Pit Lane, D = Time Disallowed

1 -	1:36.598	1:06.217	2:42.815	48.20	17.063	09:24:20.329
2 -	1:25.903	1:03.390	2:29.293 (3)	52.56	3.541	09:26:49.622
3 -	1:26.799	1:01.929	2:28.728 (2)	52.76	2.976	09:29:18.350
4 -	1:25.286	1:00.466	2:25.752 (1)	53.84		09:31:44.102
5 -	1:25.246	1:05.209	2:30.455	52.16	4.703	09:34:14.557

P26 99 GPF		Stewart GRICE		Aprilia -			
IDEAL LAP TIME : 2:24.695		BEST LAP TIME : 2:26.116		DIFFERENCE : 1.421			
LAP	SECTOR 1	SECTOR 2	LAP TIME	MPH	DIFF	TIME OF DAY	
1 -	1:37.886	1:05.434	2:43.320	48.05	17.204	09:24:12.665	
2 -	1:28.895	1:00.182	2:29.077 (2)	52.64	2.961	09:26:41.742	
3 -	1:25.670	1:00.446	2:26.116 (1)	53.71		09:29:07.858	
4 -	1:25.424	1:07.745	2:33.169	51.23	7.053	09:31:41.027	
5 -	1:24.513	1:05.318	2:29.831 (3)	52.37	3.715	09:34:10.858	

P27 94		Dan SUTHERLAND		MZ -			
IDEAL LAP TIME : 2:26.173		BEST LAP TIME : 2:26.173		DIFFERENCE : 0.000			
LAP	SECTOR 1	SECTOR 2	LAP TIME	MPH	DIFF	TIME OF DAY	
1 -	1:36.455	1:05.163	2:41.618	48.55	15.445	09:24:14.631	
2 -	1:29.105	1:02.295	2:31.400	51.83	5.227	09:26:46.031	
3 -	1:26.898	1:02.445	2:29.343 (3)	52.55	3.170	09:29:15.374	
4 -	1:25.794	1:01.272	2:27.066 (2)	53.36	0.893	09:31:42.440	
5 -	1:24.972	1:01.201	2:26.173 (1)	53.69		09:34:08.613	

P28 93		Mike WILBY		MZ - Chilton Motors			
IDEAL LAP TIME : 2:28.889		BEST LAP TIME : 2:28.889		DIFFERENCE : 0.000			
LAP	SECTOR 1	SECTOR 2	LAP TIME	MPH	DIFF	TIME OF DAY	
1 -	1:42.296	1:05.246	2:47.542	46.84	18.653	09:24:28.168	
2 -	1:35.994	1:03.583	2:39.577	49.18	10.688	09:27:07.745	
3 -	1:36.072	1:02.880	2:38.952 (3)	49.37	10.063	09:29:46.697	
4 -	1:33.373	1:01.483	2:34.856 (2)	50.67	5.967	09:32:21.553	
5 -	1:29.272	59.617	2:28.889 (1)	52.71		09:34:50.442	

P29 26		Andy HOWLETT		MZ -			
IDEAL LAP TIME : 2:31.835		BEST LAP TIME : 2:31.998		DIFFERENCE : 0.163			
LAP	SECTOR 1	SECTOR 2	LAP TIME	MPH	DIFF	TIME OF DAY	
1 -	1:30.656	1:03.537	2:34.193 (3)	50.89	2.195	09:23:50.420	
2 -	1:32.089	1:01.179	2:33.268 (2)	51.20	1.270	09:26:23.688	
3 -	1:31.739	1:03.278	2:35.017	50.62	3.019	09:28:58.705	
4 -	1:31.050	1:03.770	2:34.820	50.69	2.822	09:31:33.525	
5 -	1:30.664	1:01.334	2:31.998 (1)	51.63		09:34:05.523	

P30 38		Chris PETTET		MZ -			
IDEAL LAP TIME : 2:31.299		BEST LAP TIME : 2:34.563		DIFFERENCE : 3.264			
LAP	SECTOR 1	SECTOR 2	LAP TIME	MPH	DIFF	TIME OF DAY	
1 -	1:42.621	1:06.660	2:49.281	46.36	14.718	09:24:30.461	
2 -	1:34.351	1:03.849	2:38.200 (2)	49.60	3.637	09:27:08.661	
3 -	1:36.073	1:04.755	2:40.828 (3)	48.79	6.265	09:29:49.489	
4 -	1:32.472	1:02.091	2:34.563 (1)	50.77		09:32:24.052	

P31 11 GPF		Gael MACHARD		Aprilia -			
IDEAL LAP TIME : 2:29.161		BEST LAP TIME : 2:38.759		DIFFERENCE : 9.598			
LAP	SECTOR 1	SECTOR 2	LAP TIME	MPH	DIFF	TIME OF DAY	
1 -	1:34.483	1:04.276	2:38.759 (1)	49.43		09:24:05.900	

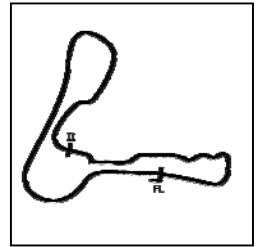
Weather / Track : Drizzle / Wet

Cadwell Park
Circuit Length = 2.1800 miles
Start: 09:20 Flag 09:33 End: 09:36

BMCRC - MRO Championships 2019 - Rnd 3 @ Cadwell Park

Chilton Motors 250 MZs & BMCRC Blue Haze 2-Stroke GP

QUALIFYING - SECTOR ANALYSIS



SECTOR 1 = FL to I1, SECTOR 2 = I1 to FL, DIFF = Difference To Personal Best Lap, P = Crossed Finish Line in Pit Lane, D = Time Disallowed

P32 61 GP Russell COOK			Yamaha -			
IDEAL LAP TIME : 3:04.442		BEST LAP TIME : 3:05.350		DIFFERENCE : 0.908		
LAP	SECTOR 1	SECTOR 2	LAP TIME	MPH	DIFF	TIME OF DAY
1 -	2:01.199	1:19.658	3:20.857	39.07	15.507	09:24:51.299
2 -	1:55.108	1:22.408	3:17.516 (3)	39.73	12.166	09:28:08.815
3 -	1:50.435	1:15.824	3:06.259 (2)	42.13	0.909	09:31:15.074
4 -	1:48.618	1:16.732	3:05.350 (1)	42.34		09:34:20.424

P33 67 GPF Mark BAILEY			Yamaha - Gforce motorcycles			
IDEAL LAP TIME : 3:04.884		BEST LAP TIME : 3:05.738		DIFFERENCE : 0.854		
LAP	SECTOR 1	SECTOR 2	LAP TIME	MPH	DIFF	TIME OF DAY
1 -	1:57.923	1:15.929	3:13.852 (3)	40.48	8.114	09:25:28.709
2 -	1:54.235	1:13.247	3:07.482 (2)	41.86	1.744	09:28:36.191
3 -	1:51.637	1:14.101	3:05.738 (1)	42.25		09:31:41.929

BMCRC - MRO Championships 2019 - Rnd 3 @ Cadwell Park

Chilton Motors 250 MZs & BMCRC Blue Haze 2-Stroke GP

QUALIFYING - BEST SECTORS

SECTOR 1			SECTOR 2			IDEAL / BEST COMPARISON						
POS	NO	NAME	TIME	NO	NAME	TIME	POS	NO	NAME	IDEAL	BEST	DIFF
									PERFECT LAP	2:00.454		
1	355	ESS	1:09.842	355	ESS	50.612	1	355	ESS	2:00.454	2:00.454	0.000
2	55	TOLAND	1:11.573	55	TOLAND	51.400	2	55	TOLAND	2:02.973	2:02.973	0.000
3	40	BEACOCK	1:12.076	40	BEACOCK	52.260	3	40	BEACOCK	2:04.336	2:05.454	1.118
4	44	DESSOY	1:13.835	95	ROGERS	52.389	4	44	DESSOY	2:06.364	2:06.364	0.000
5	95	ROGERS	1:13.991	44	DESSOY	52.529	5	95	ROGERS	2:06.380	2:06.380	0.000
6	85	WALES	1:14.044	113	NEWMAN	52.532	6	85	WALES	2:06.991	2:06.991	0.000
7	153	DOWLING	1:14.524	85	WALES	52.947	7	113	NEWMAN	2:07.183	2:07.733	0.550
8	113	NEWMAN	1:14.651	9	HOWLETT	53.600	8	9	HOWLETT	2:09.016	2:09.016	0.000
9	9	HOWLETT	1:15.416	89	TEMPEST	53.647	9	153	DOWLING	2:09.281	2:09.445	0.164
10	3	BARRETT	1:15.487	611	WELCH	54.265	10	89	TEMPEST	2:09.373	2:09.373	0.000
11	89	TEMPEST	1:15.726	83	GODBOLD	54.707	11	3	BARRETT	2:10.296	2:10.296	0.000
12	611	WELCH	1:16.335	153	DOWLING	54.757	12	611	WELCH	2:10.600	2:10.649	0.049
13	69	MANN	1:17.237	3	BARRETT	54.809	13	83	GODBOLD	2:12.214	2:12.214	0.000
14	83	GODBOLD	1:17.507	69	MANN	54.982	14	69	MANN	2:12.219	2:12.986	0.767
15	96	KENT	1:17.851	30	HEWSON	55.790	15	96	KENT	2:14.095	2:14.095	0.000
16	30	HEWSON	1:18.747	96	KENT	56.244	16	30	HEWSON	2:14.537	2:15.229	0.692
17	121	HUNTER	1:20.204	160	GOUGH	57.365	17	32	ASHMEAD	2:18.070	2:18.070	0.000
18	32	ASHMEAD	1:20.338	32	ASHMEAD	57.732	18	121	HUNTER	2:18.173	2:18.173	0.000
19	160	GOUGH	1:21.027	121	HUNTER	57.969	19	160	GOUGH	2:18.392	2:18.392	0.000
20	21	THURTL	1:21.866	127	HAYWARD	57.978	20	21	THURTL	2:20.846	2:20.846	0.000
21	56	TURNER	1:22.234	56	TURNER	58.665	21	56	TURNER	2:20.899	2:21.852	0.953
22	5	SAMETT	1:22.272	21	THURTL	58.980	22	127	HAYWARD	2:22.176	2:22.969	0.793
23	127	HAYWARD	1:24.198	66	VINCENT	59.410	23	5	SAMETT	2:22.640	2:22.640	0.000
24	99	GRICE	1:24.513	93	WILBY	59.617	24	66	VINCENT	2:24.632	2:24.632	0.000
25	11	MACHARD	1:24.885	99	GRICE	1:00.182	25	99	GRICE	2:24.695	2:26.116	1.421
26	94	SUTHERLAND	1:24.972	5	SAMETT	1:00.368	26	41	WILLIAMS	2:25.712	2:25.752	0.040
27	66	VINCENT	1:25.222	41	WILLIAMS	1:00.466	27	94	SUTHERLAND	2:26.173	2:26.173	0.000
28	41	WILLIAMS	1:25.246	26	HOWLETT	1:01.179	28	93	WILBY	2:28.889	2:28.889	0.000
29	38	PETTET	1:29.208	94	SUTHERLAND	1:01.201	29	11	MACHARD	2:29.161	2:38.759	9.598
30	93	WILBY	1:29.272	38	PETTET	1:02.091	30	38	PETTET	2:31.299	2:34.563	3.264
31	26	HOWLETT	1:30.656	11	MACHARD	1:04.276	31	26	HOWLETT	2:31.835	2:31.998	0.163
32	61	COOK	1:48.618	67	BAILEY	1:13.247	32	61	COOK	3:04.442	3:05.350	0.908
33	67	BAILEY	1:51.637	61	COOK	1:15.824	33	67	BAILEY	3:04.884	3:05.738	0.854

Weather / Track : Drizzle / Wet

Results can be found at www.tsl-timing.com

Cadwell Park

Circuit Length = 2.1800 miles

Start: 09:20 Flag 09:33 End: 09:36

Printed - 09:39 Saturday, 27 April 2019


BMCRC - MRO Championships 2019 - Rnd 3 @ Cadwell Park

Chilton Motors 250 MZs & BMCRC Blue Haze 2-Stroke GP

RACE 2 - GRID (7 Laps)

ROW 15	43	60	Ian READ	1		1				
ROW 14		40	88	Mark EDGE	41	169	John HOGG	42	208	Adam NELSON
ROW 13	37	61	3:05.350 Russell COOK	38	67	3:05.738 Mark BAILEY	39	132	Paul WHITING	
ROW 12		34	127	2:22.969 Richard HAYWARD	35	99	2:26.116 Stewart GRICE	36	11	2:38.759 Gael MACHARD
ROW 11	31	121	2:18.173 Ben HUNTER	32	160	2:18.392 Daniel GOUGH	33	21	2:20.846 Stuart THURTLÉ	
ROW 10		28	611	2:10.649 Paul WELCH	29	83	2:12.214 Paul GODBOLD	30	30	2:15.229 Neil HEWSON
ROW 9	25	89	2:09.373 Andrew TEMPEST	26	153	2:09.445 Chris DOWLING	27	3	2:10.296 Tom BARRETT	
ROW 8		22	355	2:00.454 Mark ESS	23	55	2:02.973 Paul TOLAND	24	40	2:05.454 Douglas BEACOCK
ROW 7	19			20		21				
ROW 6		16	38	2:34.563 Chris PETTET	17	75	Peter WOODALL	18		
ROW 5	13	94	2:26.173 Dan SUTHERLAND	14	93	2:28.889 Mike WILBY	15	26	2:31.998 Andy HOWLETT	
ROW 4		10	5	2:22.640 Garry SAMETT	11	66	2:24.632 Mark VINCENT	12	41	2:25.752 Gary WILLIAMS
ROW 3	7	96	2:14.095 Chris KENT	8	32	2:18.070 John ASHMEAD	9	56	2:21.852 Russell TURNER	
ROW 2		4	113	2:07.733 Liam NEWMAN	5	9	2:09.016 Gary HOWLETT	6	69	2:12.986 Alexander MANN
ROW 1	1	44	2:06.364 Robert DESSOY	2	95	2:06.380 Christopher ROGERS	3	85	2:06.991 Andrew WALES	

Pole



Cadwell Park
 Circuit Length = 2.1800 miles

These results are provisional until the conclusion of any judicial and technical matters.

Clerk Of Course :		Timekeeper :
-------------------	--	--------------

Results can be found at www.tsl-timing.com

Printed - 09:53 Saturday, 27 April 2019



BMCRC - MRO Championships 2019 - Rnd 3 @ Cadwell Park

Chilton Motors 250 MZs & BMCRC Blue Haze 2-Stroke GP

RACE 2 - CLASSIFICATION

POS	NO	CL	PIC NAME	ENTRY	LAPS	TIME	GAP	DIFF	MPH	BEST	ON
1	95		1 Christopher ROGERS	MZ - CB Racing	7	14:20.105			63.87	2:00.375	5
2	85		2 Andrew WALES	MZ - Illuminated Design LTD	7	14:21.635	1.530	1.530	63.75	2:00.893	5
3	355	GP	1 Mark ESS	Yamaha - Hi-Lite Signs Ltd	7	14:52.766	32.661	31.131	61.53	1:56.411	5
4	113		3 Liam NEWMAN	MZ - Team newman racing	7	14:56.303	36.198	3.537	61.29	2:03.687	2
5	9		4 Gary HOWLETT	MZ - HS Racing	7	15:15.190	55.085	18.887	60.02	2:07.618	6
6	89	GPF	1 Andrew TEMPEST	Yamaha - TEMPEST REVIVALS/mar-ti titanium	7	15:17.728	57.623	2.538	59.86	2:00.195	6
7	611	GPF	2 Paul WELCH	Yamaha -	7	15:18.256	58.151	0.528	59.82	2:01.154	6
8	83	GPF	3 Paul GODBOLD	Yamaha - Hill farm tree services	7	15:18.580	58.475	0.324	59.80	2:00.232	6
9	153	GP	2 Chris DOWLING	Yamaha -	7	15:22.729	1:02.624	4.149	59.53	2:01.384	6
10	5		5 Garry SAMETT	MZ - smallmouse	7	15:36.871	1:16.766	14.142	58.63	2:08.648	7
11	32		6 John ASHMEAD	MZ -	7	15:37.340	1:17.235	0.469	58.60	2:09.427	7
12	3	GP	3 Tom BARRETT	Honda - Aspire Classic Restoration	7	15:39.725	1:19.620	2.385	58.46	2:03.282	6
13	160	GPF	4 Daniel GOUGH	Yamaha - G Force Motorcycles	7	16:00.714	1:40.609	20.989	57.18	2:03.848	7
14	127	GPF	5 Richard HAYWARD	Yamaha - Gforce Motorcycles	7	16:05.388	1:45.283	4.674	56.90	2:06.061	5
15	56		7 Russell TURNER	MZ -	7	16:07.397	1:47.292	2.009	56.78	2:15.580	6
16	41		8 Gary WILLIAMS	MZ -	7	16:10.205	1:50.100	2.808	56.62	2:14.180	7
17	94		9 Dan SUTHERLAND	MZ -	7	16:10.388	1:50.283	0.183	56.61	2:13.317	7
18	66		10 Mark VINCENT	MZ - Putoline	7	16:13.154	1:53.049	2.766	56.45	2:14.377	7
19	121	GPF	6 Ben HUNTER	Yamaha -	7	16:23.360	2:03.255	10.206	55.86	2:11.567	2
20	21	GP	4 Stuart THURTL	Honda -	6	14:32.605	1 Lap	1 Lap	53.96	2:12.576	6
21	38		11 Chris PETTET	MZ -	6	14:46.070	1 Lap	13.465	53.14	2:24.828	5
22	26		12 Andy HOWLETT	MZ -	6	14:47.225	1 Lap	1.155	53.07	2:25.247	3
23	93		13 Mike WILBY	MZ - Chilton Motors	6	14:50.005	1 Lap	2.780	52.90	2:23.633	6
24	61	GP	5 Russell COOK	Yamaha -	5	15:50.386	2 Laps	1 Lap	41.28	2:56.123	4

NOT CLASSIFIED

DNF	44		Robert DESSOY	MZ - Eastern Garage Racing	6	12:20.629	1 Lap	0.000	63.57	2:00.936	5
DNF	67	GPF	Mark BAILEY	Yamaha - Gforce motorcycles	4	11:48.596	3 Laps	2 Laps	44.30	2:41.043	2
DNF	99	GPF	Stewart GRICE	Aprilia -	3	8:05.515	4 Laps	1 Lap	48.49	2:20.967	2
DNF	96		Chris KENT	MZ - Buxton Powder Coating / Anglesey Motorbike (2	4:19.512	5 Laps	1 Lap	60.48	2:04.774	2
DNF	69		Alexander MANN	MZ - HS RACING	0						
DNF	11	GPF	Gael MACHARD	Aprilia -	0						

FASTEST LAP

355	GP	Mark ESS	Yamaha - Hi-Lite Signs Ltd	5	1:56.411	67.41 mph	108.49 kph
89	GPF	Andrew TEMPEST	Yamaha - TEMPEST REVIVALS/mar-ti titanium	6	2:00.195	65.29 mph	105.08 kph
95		Christopher ROGERS	MZ - CB Racing	5	2:00.375	65.19 mph	104.92 kph

Class - 92.5% of Race Speed = 59.07 mph
 Class GP - 92.5% of Race Speed = 56.91 mph
 Class GPF - 92.5% of Race Speed = 55.37 mph

Cadwell Park
 Circuit Length = 2.1800 miles
 Start: 12:30 Flag 12:44 End: 12:47

Weather / Track : Drizzle / Wet
 These results are provisional until the conclusion of any judicial and technical matters.

Clerk Of Course :	Timekeeper :
-------------------	--------------

Results can be found at www.tsl-timing.com

Printed - 12:48 Saturday, 27 April 2019



BMCRC - MRO Championships 2019 - Rnd 3 @ Cadwell Park

Chilton Motors 250 MZs & BMCRC Blue Haze 2-Stroke GP

RACE 2 - LAP CHART

LAP 1 @ 12:32:25.284

NO	BEHIND	LAP TIME
95		2:10.538
85	0.318	2:10.856
44	1.233	2:11.771
113	1.711	2:12.249
96	4.200	2:14.738
9	8.290	2:18.828
32	11.340	2:21.878
5	12.891	2:23.429
56	13.381	2:23.919
41	16.560	2:27.098
94	18.967	2:29.505
66	19.919	2:30.457
38	22.748	2:33.286
26	24.333	2:34.871
93	25.162	2:35.700
355	48.714	2:59.252
153	50.167	3:00.705
611	51.032	3:01.570
83	51.617	3:02.155
89	52.525	3:03.063
121	55.815	3:06.353
3	57.343	3:07.881
127	1:00.466	3:11.004
160	1:00.564	3:11.102
21	1:06.030	3:16.568
99	1:11.579	3:22.117
67	1:29.279	3:39.817
61	1:50.079	4:00.617

LAP 2 @ 12:34:28.071

NO	BEHIND	LAP TIME
95		2:02.787
85	0.505	2:02.974
44	1.298	2:02.852
113	2.611	2:03.687
96	6.187	2:04.774
9	15.598	2:10.095
32	24.009	2:15.456
5	25.724	2:15.620
56	27.435	2:16.841
41	32.826	2:19.053
94	35.412	2:19.232
66	36.165	2:19.033
38	45.355	2:25.394
355	45.671	1:59.744
26	48.486	2:26.940
153	50.397	2:03.017
93	51.333	2:28.958
611	51.442	2:03.197
89	52.070	2:02.332
83	52.705	2:03.875
3	59.001	2:04.445
121	1:04.595	2:11.567
160	1:08.195	2:10.418
127	1:08.307	2:10.628
21	1:20.253	2:17.010
99	1:29.759	2:20.967

LAP 3 @ 12:36:30.117

NO	BEHIND	LAP TIME
95		2:02.046

85	0.899	2:02.440
44	1.480	2:02.228
113	5.044	2:04.479
67	1 Lap	2:41.043
9	24.455	2:10.903
32	37.560	2:15.597
5	37.994	2:14.316
355	43.715	2:00.090
61	1 Lap	2:58.657
56	43.950	2:18.561
41	48.763	2:17.983
94	51.116	2:17.750
66	51.978	2:17.859
153	53.226	2:04.875
611	53.681	2:04.285
83	54.024	2:03.365
89	54.902	2:04.878
3	1:03.875	2:06.920
38	1:11.369	2:28.060
26	1:11.687	2:25.247
121	1:15.645	2:13.096
160	1:16.709	2:10.560
127	1:16.927	2:10.666
93	1:19.371	2:30.084
21	1:34.149	2:15.942
99	1:50.144	2:22.431

LAP 4 @ 12:38:31.678

NO	BEHIND	LAP TIME
95		2:01.561
85	0.327	2:00.989
44	1.018	2:01.099
113	8.282	2:04.799
9	32.957	2:10.063
355	43.028	2:00.874
67	1 Lap	2:41.914
32	48.681	2:12.682
5	49.657	2:13.224
153	55.006	2:03.341
83	55.592	2:03.129
611	55.920	2:03.800
89	58.571	2:05.230
56	59.781	2:17.392
94	1:06.718	2:17.163
3	1:07.087	2:04.773
41	1:07.257	2:20.055
66	1:07.751	2:17.334
160	1:23.564	2:08.416
127	1:23.649	2:08.283
121	1:26.194	2:12.110
26	1:38.219	2:28.093
38	1:38.397	2:28.589
61	1 Lap	2:58.083
93	1:43.198	2:25.388
21	1:47.653	2:15.065

LAP 5 @ 12:40:32.053

NO	BEHIND	LAP TIME
95		2:00.375
85	0.845	2:00.893
44	1.579	2:00.936
113	26.384	2:18.477
355	39.064	1:56.411
9	41.105	2:08.523

153	57.536	2:02.905
611	58.466	2:02.921
83	59.544	2:04.327
89	59.928	2:01.732
32	1:00.293	2:11.987
5	1:01.781	2:12.499
3	1:12.170	2:05.458
56	1:17.298	2:17.892
94	1:23.647	2:17.304
41	1:24.022	2:17.140
66	1:25.592	2:18.216
127	1:29.335	2:06.061
160	1:30.044	2:06.855
67	1 Lap	2:45.822
121	1:37.727	2:11.908

LAP 6 @ 12:42:34.351

NO	BEHIND	LAP TIME
95		2:02.298
21	1 Lap	2:15.444
38	1 Lap	2:24.828
26	1 Lap	2:25.347
44	1.024	2:01.743
85	1.064	2:02.517
93	1 Lap	2:26.242
113	30.670	2:06.584
61	2 Laps	2:56.123
355	34.386	1:57.620
9	46.425	2:07.618
153	56.622	2:01.384
611	57.322	2:01.154
83	57.478	2:00.232
89	57.825	2:00.195
32	1:08.308	2:10.313
5	1:08.618	2:09.135
3	1:13.154	2:03.282
56	1:30.580	2:15.580
41	1:36.420	2:14.696
160	1:37.261	2:09.515
127	1:37.345	2:10.308
94	1:37.466	2:16.117
66	1:39.172	2:15.878
121	1:50.109	2:14.680

LAP 7 @ 12:44:34.851

NO	BEHIND	LAP TIME
95		2:00.500
85	1.530	2:00.966
21	1 Lap	2:12.576
38	1 Lap	2:25.913
26	1 Lap	2:26.727
93	1 Lap	2:23.633
355	32.661	1:58.775
113	36.198	2:06.028
9	55.085	2:09.160
89	57.623	2:00.298
611	58.151	2:01.329
83	58.475	2:01.497
153	1:02.624	2:06.502
5	1:16.766	2:08.648
32	1:17.235	2:09.427
3	1:19.620	2:06.966
61	2 Laps	2:56.906
160	1:40.609	2:03.848

Cadwell Park

Circuit Length = 2.1800 miles

Start: 12:30 Flag 12:44 End: 12:47

Weather / Track : Drizzle / Wet

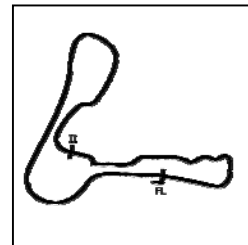
Results can be found at www.tsl-timing.com

Printed - 12:51 Saturday, 27 April 2019

BMCRC - MRO Championships 2019 - Rnd 3 @ Cadwell Park

Chilton Motors 250 MZs & BMCRC Blue Haze 2-Stroke GP

RACE 2 - SECTOR ANALYSIS



SECTOR 1 = FL to I1, SECTOR 2 = I1 to FL, DIFF = Difference To Personal Best Lap, P = Crossed Finish Line in Pit Lane, D = Time Disallowed

P1 95 Christopher ROGERS		MZ - CB Racing				
IDEAL LAP TIME : 2:00.375		BEST LAP TIME : 2:00.375		DIFFERENCE : 0.000		
LAP	SECTOR 1	SECTOR 2	LAP TIME	MPH	DIFF	TIME OF DAY
1 -		51.762	2:10.538	60.12	10.163	12:32:25.284
2 -	1:11.651	51.136	2:02.787	63.91	2.412	12:34:28.071
3 -	1:10.766	51.280	2:02.046	64.30	1.671	12:36:30.117
4 -	1:10.932	50.629	2:01.561 (3)	64.56	1.186	12:38:31.678
5 -	1:10.365	50.010	2:00.375 (1)	65.19		12:40:32.053
6 -	1:11.004	51.294	2:02.298	64.17	1.923	12:42:34.351
7 -	1:10.477	50.023	2:00.500 (2)	65.12	0.125	12:44:34.851

P2 85 Andrew WALES		MZ - Illuminated Design LTD				
IDEAL LAP TIME : 1:59.906		BEST LAP TIME : 2:00.893		DIFFERENCE : 0.987		
LAP	SECTOR 1	SECTOR 2	LAP TIME	MPH	DIFF	TIME OF DAY
1 -		51.558	2:10.856	59.97	9.963	12:32:25.602
2 -	1:11.943	51.031	2:02.974	63.81	2.081	12:34:28.576
3 -	1:10.839	51.601	2:02.440	64.09	1.547	12:36:31.016
4 -	1:10.446	50.543	2:00.989 (3)	64.86	0.096	12:38:32.005
5 -	1:10.809	50.084	2:00.893 (1)	64.91		12:40:32.898
6 -	1:11.003	51.514	2:02.517	64.05	1.624	12:42:35.415
7 -	1:09.822	51.144	2:00.966 (2)	64.87	0.073	12:44:36.381

P3 355 GP Mark ESS		Yamaha - Hi-Lite Signs Ltd				
IDEAL LAP TIME : 1:56.411		BEST LAP TIME : 1:56.411		DIFFERENCE : 0.000		
LAP	SECTOR 1	SECTOR 2	LAP TIME	MPH	DIFF	TIME OF DAY
1 -		51.527	2:59.252	43.78	1:02.841	12:33:13.998
2 -	1:09.521	50.223	1:59.744	65.54	3.333	12:35:13.742
3 -	1:09.063	51.027	2:00.090	65.35	3.679	12:37:13.832
4 -	1:10.108	50.766	2:00.874	64.92	4.463	12:39:14.706
5 -	1:07.245	49.166	1:56.411 (1)	67.41		12:41:11.117
6 -	1:07.626	49.994	1:57.620 (2)	66.72	1.209	12:43:08.737
7 -	1:08.139	50.636	1:58.775 (3)	66.07	2.364	12:45:07.512

P4 113 Liam NEWMAN		MZ - Team newman racing				
IDEAL LAP TIME : 2:03.622		BEST LAP TIME : 2:03.687		DIFFERENCE : 0.065		
LAP	SECTOR 1	SECTOR 2	LAP TIME	MPH	DIFF	TIME OF DAY
1 -		52.482	2:12.249	59.34	8.562	12:32:26.995
2 -	1:12.367	51.320	2:03.687 (1)	63.45		12:34:30.682
3 -	1:13.224	51.255	2:04.479 (2)	63.04	0.792	12:36:35.161
4 -	1:12.927	51.872	2:04.799 (3)	62.88	1.112	12:38:39.960
5 -	1:23.737	54.740	2:18.477	56.67	14.790	12:40:58.437
6 -	1:14.156	52.428	2:06.584	61.99	2.897	12:43:05.021
7 -	1:13.137	52.891	2:06.028	62.27	2.341	12:45:11.049

P5 9 Gary HOWLETT		MZ - HS Racing				
IDEAL LAP TIME : 2:07.618		BEST LAP TIME : 2:07.618		DIFFERENCE : 0.000		
LAP	SECTOR 1	SECTOR 2	LAP TIME	MPH	DIFF	TIME OF DAY
1 -		54.826	2:18.828	56.53	11.210	12:32:33.574
2 -	1:14.443	55.652	2:10.095	60.32	2.477	12:34:43.669
3 -	1:16.251	54.652	2:10.903	59.95	3.285	12:36:54.572
4 -	1:15.794	54.269	2:10.063	60.34	2.445	12:39:04.635
5 -	1:13.945	54.578	2:08.523 (2)	61.06	0.905	12:41:13.158
6 -	1:13.898	53.720	2:07.618 (1)	61.49		12:43:20.776
7 -	1:15.094	54.066	2:09.160 (3)	60.76	1.542	12:45:29.936

P6 89 GPF Andrew TEMPEST		Yamaha - TEMPEST REVIVALS/mar-ti titanium				
IDEAL LAP TIME : 2:00.052		BEST LAP TIME : 2:00.195		DIFFERENCE : 0.143		
LAP	SECTOR 1	SECTOR 2	LAP TIME	MPH	DIFF	TIME OF DAY
1 -						
2 -						
3 -						
4 -						
5 -						
6 -						
7 -						

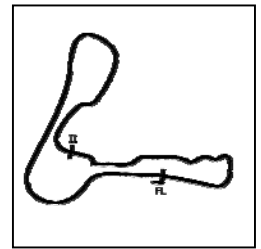
Weather / Track : Drizzle / Wet

Cadwell Park
Circuit Length = 2.1800 miles
Start: 12:30 Flag 12:44 End: 12:47

BMCRC - MRO Championships 2019 - Rnd 3 @ Cadwell Park

Chilton Motors 250 MZs & BMCRC Blue Haze 2-Stroke GP

RACE 2 - SECTOR ANALYSIS



SECTOR 1 = FL to I1, SECTOR 2 = I1 to FL, DIFF = Difference To Personal Best Lap, P = Crossed Finish Line in Pit Lane, D = Time Disallowed

1 -		51.275	3:03.063	42.87	1:02.868	12:33:17.809
2 -	1:11.193	51.139	2:02.332	64.15	2.137	12:35:20.141
3 -	1:13.034	51.844	2:04.878	62.84	4.683	12:37:25.019
4 -	1:13.684	51.546	2:05.230	62.66	5.035	12:39:30.249
5 -	1:11.340	50.392	2:01.732 (3)	64.47	1.537	12:41:31.981
6 -	1:09.660	50.535	2:00.195 (1)	65.29		12:43:32.176
7 -	1:09.819	50.479	2:00.298 (2)	65.23	0.103	12:45:32.474

P7 611 GPF Paul WELCH			Yamaha -			
IDEAL LAP TIME : 2:00.785		BEST LAP TIME : 2:01.154		DIFFERENCE : 0.369		
LAP	SECTOR 1	SECTOR 2	LAP TIME	MPH	DIFF	TIME OF DAY
1 -		51.774	3:01.570	43.22	1:00.416	12:33:16.316
2 -	1:11.574	51.623	2:03.197	63.70	2.043	12:35:19.513
3 -	1:12.709	51.576	2:04.285	63.14	3.131	12:37:23.798
4 -	1:12.639	51.161	2:03.800	63.39	2.646	12:39:27.598
5 -	1:10.698	52.223	2:02.921 (3)	63.84	1.767	12:41:30.519
6 -	1:09.624	51.530	2:01.154 (1)	64.77		12:43:31.673
7 -	1:10.157	51.172	2:01.329 (2)	64.68	0.175	12:45:33.002

P8 83 GPF Paul GODBOLD			Yamaha - Hill farm tree services			
IDEAL LAP TIME : 2:00.232		BEST LAP TIME : 2:00.232		DIFFERENCE : 0.000		
LAP	SECTOR 1	SECTOR 2	LAP TIME	MPH	DIFF	TIME OF DAY
1 -		51.456	3:02.155	43.08	1:01.923	12:33:16.901
2 -	1:12.095	51.780	2:03.875	63.35	3.643	12:35:20.776
3 -	1:12.124	51.241	2:03.365	63.61	3.133	12:37:24.141
4 -	1:11.868	51.261	2:03.129 (3)	63.73	2.897	12:39:27.270
5 -	1:11.307	53.020	2:04.327	63.12	4.095	12:41:31.597
6 -	1:09.920	50.312	2:00.232 (1)	65.27		12:43:31.829
7 -	1:10.127	51.370	2:01.497 (2)	64.59	1.265	12:45:33.326

P9 153 GP Chris DOWLING			Yamaha -			
IDEAL LAP TIME : 2:01.384		BEST LAP TIME : 2:01.384		DIFFERENCE : 0.000		
LAP	SECTOR 1	SECTOR 2	LAP TIME	MPH	DIFF	TIME OF DAY
1 -		51.445	3:00.705	43.43	59.321	12:33:15.451
2 -	1:11.212	51.805	2:03.017 (3)	63.79	1.633	12:35:18.468
3 -	1:13.320	51.555	2:04.875	62.84	3.491	12:37:23.343
4 -	1:11.221	52.120	2:03.341	63.62	1.957	12:39:26.684
5 -	1:11.358	51.547	2:02.905 (2)	63.85	1.521	12:41:29.589
6 -	1:10.193	51.191	2:01.384 (1)	64.65		12:43:30.973
7 -	1:10.642	55.860	2:06.502	62.03	5.118	12:45:37.475

P10 5 Garry SAMETT			MZ - smallmouse			
IDEAL LAP TIME : 2:08.267		BEST LAP TIME : 2:08.648		DIFFERENCE : 0.381		
LAP	SECTOR 1	SECTOR 2	LAP TIME	MPH	DIFF	TIME OF DAY
1 -		57.050	2:23.429	54.71	14.781	12:32:38.175
2 -	1:18.613	57.007	2:15.620	57.86	6.972	12:34:53.795
3 -	1:17.888	56.428	2:14.316	58.42	5.668	12:37:08.111
4 -	1:17.568	55.656	2:13.224	58.90	4.576	12:39:21.335
5 -	1:16.515	55.984	2:12.499 (3)	59.23	3.851	12:41:33.834
6 -	1:14.888	54.247	2:09.135 (2)	60.77	0.487	12:43:42.969
7 -	1:14.020	54.628	2:08.648 (1)	61.00		12:45:51.617

P11 32 John ASHMEAD			MZ -			
IDEAL LAP TIME : 2:09.427		BEST LAP TIME : 2:09.427		DIFFERENCE : 0.000		
LAP	SECTOR 1	SECTOR 2	LAP TIME	MPH	DIFF	TIME OF DAY
1 -		56.954	2:21.878	55.31	12.451	12:32:36.624
2 -	1:19.808	55.648	2:15.456	57.93	6.029	12:34:52.080
3 -	1:18.890	56.707	2:15.597	57.87	6.170	12:37:07.677
4 -	1:17.351	55.331	2:12.682	59.14	3.255	12:39:20.359

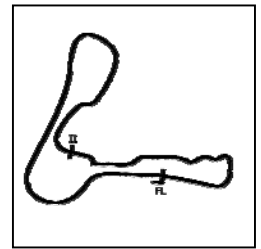
Weather / Track : Drizzle / Wet

Cadwell Park
Circuit Length = 2.1800 miles
Start: 12:30 Flag 12:44 End: 12:47

BMCRC - MRO Championships 2019 - Rnd 3 @ Cadwell Park

Chilton Motors 250 MZs & BMCRC Blue Haze 2-Stroke GP

RACE 2 - SECTOR ANALYSIS



SECTOR 1 = FL to I1, SECTOR 2 = I1 to FL, DIFF = Difference To Personal Best Lap, P = Crossed Finish Line in Pit Lane, D = Time Disallowed

5 -	1:16.971	55.016	2:11.987 (3)	59.46	2.560	12:41:32.346
6 -	1:15.842	54.471	2:10.313 (2)	60.22	0.886	12:43:42.659
7 -	1:15.003	54.424	2:09.427 (1)	60.63		12:45:52.086

P12	3 GP	Tom BARRETT	Honda - Aspire Classic Restoration			
IDEAL LAP TIME : 2:02.976		BEST LAP TIME : 2:03.282	DIFFERENCE : 0.306			
LAP	SECTOR 1	SECTOR 2	LAP TIME	MPH	DIFF	TIME OF DAY
1 -		53.114	3:07.881	41.77	1:04.599	12:33:22.627
2 -	1:12.468	51.977	2:04.445 (2)	63.06	1.163	12:35:27.072
3 -	1:14.408	52.512	2:06.920	61.83	3.638	12:37:33.992
4 -	1:11.868	52.905	2:04.773 (3)	62.89	1.491	12:39:38.765
5 -	1:13.278	52.180	2:05.458	62.55	2.176	12:41:44.223
6 -	1:10.999	52.283	2:03.282 (1)	63.65		12:43:47.505
7 -	1:11.316	55.650	2:06.966	61.81	3.684	12:45:54.471

P13	160 GPF	Daniel GOUGH	Yamaha - G Force Motorcycles			
IDEAL LAP TIME : 2:03.848		BEST LAP TIME : 2:03.848	DIFFERENCE : 0.000			
LAP	SECTOR 1	SECTOR 2	LAP TIME	MPH	DIFF	TIME OF DAY
1 -		55.313	3:11.102	41.06	1:07.254	12:33:25.848
2 -	1:16.832	53.586	2:10.418	60.17	6.570	12:35:36.266
3 -	1:14.411	56.149	2:10.560	60.11	6.712	12:37:46.826
4 -	1:15.099	53.317	2:08.416 (3)	61.11	4.568	12:39:55.242
5 -	1:14.321	52.534	2:06.855 (2)	61.86	3.007	12:42:02.097
6 -	1:13.774	55.741	2:09.515	60.59	5.667	12:44:11.612
7 -	1:12.346	51.502	2:03.848 (1)	63.36		12:46:15.460

P14	127 GPF	Richard HAYWARD	Yamaha - Gforce Motorcycles			
IDEAL LAP TIME : 2:06.061		BEST LAP TIME : 2:06.061	DIFFERENCE : 0.000			
LAP	SECTOR 1	SECTOR 2	LAP TIME	MPH	DIFF	TIME OF DAY
1 -		54.699	3:11.004	41.08	1:04.943	12:33:25.750
2 -	1:18.159	52.469	2:10.628	60.07	4.567	12:35:36.378
3 -	1:15.652	55.014	2:10.666	60.06	4.605	12:37:47.044
4 -	1:15.423	52.860	2:08.283 (2)	61.17	2.222	12:39:55.327
5 -	1:13.678	52.383	2:06.061 (1)	62.25		12:42:01.388
6 -	1:14.778	55.530	2:10.308	60.22	4.247	12:44:11.696
7 -	1:14.476	53.962	2:08.438 (3)	61.10	2.377	12:46:20.134

P15	56	Russell TURNER	MZ -			
IDEAL LAP TIME : 2:15.491		BEST LAP TIME : 2:15.580	DIFFERENCE : 0.089			
LAP	SECTOR 1	SECTOR 2	LAP TIME	MPH	DIFF	TIME OF DAY
1 -		56.466	2:23.919	54.53	8.339	12:32:38.665
2 -	1:19.420	57.421	2:16.841 (2)	57.35	1.261	12:34:55.506
3 -	1:20.998	57.563	2:18.561	56.63	2.981	12:37:14.067
4 -	1:20.090	57.302	2:17.392	57.12	1.812	12:39:31.459
5 -	1:20.942	56.950	2:17.892	56.91	2.312	12:41:49.351
6 -	1:19.326	56.254	2:15.580 (1)	57.88		12:44:04.931
7 -	1:19.237	57.975	2:17.212 (3)	57.19	1.632	12:46:22.143

P16	41	Gary WILLIAMS	MZ -			
IDEAL LAP TIME : 2:14.134		BEST LAP TIME : 2:14.180	DIFFERENCE : 0.046			
LAP	SECTOR 1	SECTOR 2	LAP TIME	MPH	DIFF	TIME OF DAY
1 -		57.891	2:27.098	53.35	12.918	12:32:41.844
2 -	1:21.004	58.049	2:19.053	56.43	4.873	12:35:00.897
3 -	1:21.349	56.634	2:17.983	56.87	3.803	12:37:18.880
4 -	1:20.730	59.325	2:20.055	56.03	5.875	12:39:38.935
5 -	1:19.322	57.818	2:17.140 (3)	57.22	2.960	12:41:56.075
6 -	1:18.748	55.948	2:14.696 (2)	58.26	0.516	12:44:10.771
7 -	1:18.794	55.386	2:14.180 (1)	58.48		12:46:24.951

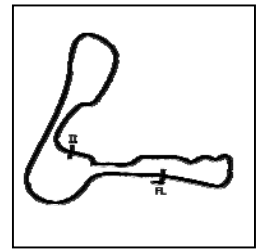
Weather / Track : Drizzle / Wet

Cadwell Park
Circuit Length = 2.1800 miles
Start: 12:30 Flag 12:44 End: 12:47

BMCRC - MRO Championships 2019 - Rnd 3 @ Cadwell Park

Chilton Motors 250 MZs & BMCRC Blue Haze 2-Stroke GP

RACE 2 - SECTOR ANALYSIS



SECTOR 1 = FL to I1, SECTOR 2 = I1 to FL, DIFF = Difference To Personal Best Lap, P = Crossed Finish Line in Pit Lane, D = Time Disallowed

P17 94		Dan SUTHERLAND		MZ -		
IDEAL LAP TIME : 2:13.317		BEST LAP TIME : 2:13.317		DIFFERENCE : 0.000		
LAP	SECTOR 1	SECTOR 2	LAP TIME	MPH	DIFF	TIME OF DAY
1 -		58.835	2:29.505	52.49	16.188	12:32:44.251
2 -	1:21.266	57.966	2:19.232	56.36	5.915	12:35:03.483
3 -	1:20.573	57.177	2:17.750	56.97	4.433	12:37:21.233
4 -	1:19.643	57.520	2:17.163 (3)	57.21	3.846	12:39:38.396
5 -	1:20.185	57.119	2:17.304	57.15	3.987	12:41:55.700
6 -	1:19.310	56.807	2:16.117 (2)	57.65	2.800	12:44:11.817
7 -	1:18.331	54.986	2:13.317 (1)	58.86		12:46:25.134

P18 66		Mark VINCENT		MZ - Putoline		
IDEAL LAP TIME : 2:13.158		BEST LAP TIME : 2:14.377		DIFFERENCE : 1.219		
LAP	SECTOR 1	SECTOR 2	LAP TIME	MPH	DIFF	TIME OF DAY
1 -		59.069	2:30.457	52.16	16.080	12:32:45.203
2 -	1:22.050	56.983	2:19.033	56.44	4.656	12:35:04.236
3 -	1:21.146	56.713	2:17.859	56.92	3.482	12:37:22.095
4 -	1:21.118	56.216	2:17.334 (3)	57.14	2.957	12:39:39.429
5 -	1:19.647	58.569	2:18.216	56.78	3.839	12:41:57.645
6 -	1:18.026	57.852	2:15.878 (2)	57.75	1.501	12:44:13.523
7 -	1:19.245	55.132	2:14.377 (1)	58.40		12:46:27.900

P19 121 GPF		Ben HUNTER		Yamaha -		
IDEAL LAP TIME : 2:09.545		BEST LAP TIME : 2:11.567		DIFFERENCE : 2.022		
LAP	SECTOR 1	SECTOR 2	LAP TIME	MPH	DIFF	TIME OF DAY
1 -		53.396	3:06.353	42.11	54.786	12:33:21.099
2 -	1:16.488	55.079	2:11.567 (1)	59.65		12:35:32.666
3 -	1:17.076	56.020	2:13.096	58.96	1.529	12:37:45.762
4 -	1:16.998	55.112	2:12.110 (3)	59.40	0.543	12:39:57.872
5 -	1:16.149	55.759	2:11.908 (2)	59.49	0.341	12:42:09.780
6 -	1:19.256	55.424	2:14.680	58.27	3.113	12:44:24.460
7 -	1:17.815	55.831	2:13.646	58.72	2.079	12:46:38.106

P20 21 GP		Stuart THURTLE		Honda -		
IDEAL LAP TIME : 2:12.576		BEST LAP TIME : 2:12.576		DIFFERENCE : 0.000		
LAP	SECTOR 1	SECTOR 2	LAP TIME	MPH	DIFF	TIME OF DAY
1 -		57.821	3:16.568	39.92	1:03.992	12:33:31.314
2 -	1:19.760	57.250	2:17.010	57.28	4.434	12:35:48.324
3 -	1:19.400	56.542	2:15.942	57.73	3.366	12:38:04.266
4 -	1:18.748	56.317	2:15.065 (2)	58.10	2.489	12:40:19.331
5 -	1:19.118	56.326	2:15.444 (3)	57.94	2.868	12:42:34.775
6 -	1:16.620	55.956	2:12.576 (1)	59.19		12:44:47.351

P21 38		Chris PETTET		MZ -		
IDEAL LAP TIME : 2:24.193		BEST LAP TIME : 2:24.828		DIFFERENCE : 0.635		
LAP	SECTOR 1	SECTOR 2	LAP TIME	MPH	DIFF	TIME OF DAY
1 -		59.147	2:33.286	51.19	8.458	12:32:48.032
2 -	1:25.935	59.459	2:25.394 (2)	53.97	0.566	12:35:13.426
3 -	1:28.162	59.898	2:28.060	53.00	3.232	12:37:41.486
4 -	1:25.826	1:02.763	2:28.589	52.81	3.761	12:40:10.075
5 -	1:25.046	59.782	2:24.828 (1)	54.18		12:42:34.903
6 -	1:25.632	1:00.281	2:25.913 (3)	53.78	1.085	12:45:00.816

P22 26		Andy HOWLETT		MZ -		
IDEAL LAP TIME : 2:24.646		BEST LAP TIME : 2:25.247		DIFFERENCE : 0.601		
LAP	SECTOR 1	SECTOR 2	LAP TIME	MPH	DIFF	TIME OF DAY
1 -		59.494	2:34.871	50.67	9.624	12:32:49.617
2 -	1:28.228	58.712	2:26.940	53.41	1.693	12:35:16.557

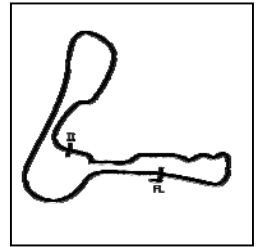
Weather / Track : Drizzle / Wet

Cadwell Park
Circuit Length = 2.1800 miles
Start: 12:30 Flag 12:44 End: 12:47

BMCRC - MRO Championships 2019 - Rnd 3 @ Cadwell Park

Chilton Motors 250 MZs & BMCRC Blue Haze 2-Stroke GP

RACE 2 - SECTOR ANALYSIS



SECTOR 1 = FL to I1, SECTOR 2 = I1 to FL, DIFF = Difference To Personal Best Lap, P = Crossed Finish Line in Pit Lane, D = Time Disallowed

3 -	1:26.511	58.736	2:25.247 (1)	54.03		12:37:41.804
4 -	1:26.331	1:01.762	2:28.093	52.99	2.846	12:40:09.897
5 -	1:26.518	58.829	2:25.347 (2)	53.99	0.100	12:42:35.244
6 -	1:25.934	1:00.793	2:26.727 (3)	53.48	1.480	12:45:01.971

P23	93	Mike WILBY	MZ - Chilton Motors			
IDEAL LAP TIME : 2:23.164		BEST LAP TIME : 2:23.633		DIFFERENCE : 0.469		
LAP	SECTOR 1	SECTOR 2	LAP TIME	MPH	DIFF	TIME OF DAY
1 -		59.535	2:35.700	50.40	12.067	12:32:50.446
2 -	1:26.064	1:02.894	2:28.958	52.68	5.325	12:35:19.404
3 -	1:29.712	1:00.372	2:30.084	52.29	6.451	12:37:49.488
4 -	1:26.942	58.446	2:25.388 (2)	53.98	1.755	12:40:14.876
5 -	1:29.142	57.100	2:26.242 (3)	53.66	2.609	12:42:41.118
6 -	1:26.427	57.206	2:23.633 (1)	54.63		12:45:04.751

P24	61 GP	Russell COOK	Yamaha -			
IDEAL LAP TIME : 2:55.332		BEST LAP TIME : 2:56.123		DIFFERENCE : 0.791		
LAP	SECTOR 1	SECTOR 2	LAP TIME	MPH	DIFF	TIME OF DAY
1 -		1:13.608	4:00.617	32.61	1:04.494	12:34:15.363
2 -	1:46.481	1:12.176	2:58.657	43.92	2.534	12:37:14.020
3 -	1:44.793	1:13.290	2:58.083 (3)	44.06	1.960	12:40:12.103
4 -	1:43.945	1:12.178	2:56.123 (1)	44.56		12:43:08.226
5 -	1:43.156	1:13.750	2:56.906 (2)	44.36	0.783	12:46:05.132

P25	44	Robert DESOY	MZ - Eastern Garage Racing			
IDEAL LAP TIME : 2:00.154		BEST LAP TIME : 2:00.936		DIFFERENCE : 0.782		
LAP	SECTOR 1	SECTOR 2	LAP TIME	MPH	DIFF	TIME OF DAY
1 -		51.482	2:11.771	59.55	10.835	12:32:26.517
2 -	1:12.203	50.649	2:02.852	63.88	1.916	12:34:29.369
3 -	1:11.683	50.545	2:02.228	64.20	1.292	12:36:31.597
4 -	1:11.117	49.982	2:01.099 (2)	64.80	0.163	12:38:32.696
5 -	1:10.550	50.386	2:00.936 (1)	64.89		12:40:33.632
6 -	1:10.428	51.315	2:01.743 (3)	64.46	0.807	12:42:35.375

P26	67 GPF	Mark BAILEY	Yamaha - Gforce motorcycles			
IDEAL LAP TIME : 2:40.163		BEST LAP TIME : 2:41.043		DIFFERENCE : 0.880		
LAP	SECTOR 1	SECTOR 2	LAP TIME	MPH	DIFF	TIME OF DAY
1 -		1:05.226	3:39.817	35.70	58.774	12:33:54.563
2 -	1:34.937	1:06.106	2:41.043 (1)	48.73		12:36:35.606
3 -	1:35.662	1:06.252	2:41.914 (2)	48.47	0.871	12:39:17.520
4 -	1:36.861	1:08.961	2:45.822 (3)	47.32	4.779	12:42:03.342

P27	99 GPF	Stewart GRICE	Aprilia -			
IDEAL LAP TIME : 2:20.706		BEST LAP TIME : 2:20.967		DIFFERENCE : 0.261		
LAP	SECTOR 1	SECTOR 2	LAP TIME	MPH	DIFF	TIME OF DAY
1 -		58.337	3:22.117	38.82	1:01.150	12:33:36.863
2 -	1:23.101	57.866	2:20.967 (1)	55.67		12:35:57.830
3 -	1:22.840	59.591	2:22.431 (2)	55.10	1.464	12:38:20.261

P28	96	Chris KENT	MZ - Buxton Powder Coating / Anglesey Motorbike Club			
IDEAL LAP TIME : 2:04.774		BEST LAP TIME : 2:04.774		DIFFERENCE : 0.000		
LAP	SECTOR 1	SECTOR 2	LAP TIME	MPH	DIFF	TIME OF DAY
1 -		52.650	2:14.738	58.24	9.964	12:32:29.484
2 -	1:12.623	52.151	2:04.774 (1)	62.89		12:34:34.258

Weather / Track : Drizzle / Wet

Cadwell Park
Circuit Length = 2.1800 miles
Start: 12:30 Flag 12:44 End: 12:47

BMCRC - MRO Championships 2019 - Rnd 3 @ Cadwell Park

Chilton Motors 250 MZs & BMCRC Blue Haze 2-Stroke GP

RACE 2 - BEST SECTORS

SECTOR 1			SECTOR 2			IDEAL / BEST COMPARISON						
POS	NO	NAME	TIME	NO	NAME	TIME	POS	NO	NAME	IDEAL	BEST	DIFF
									PERFECT LAP	1:56.411		
1	355	ESS	1:07.245	355	ESS	49.166	1	355	ESS	1:56.411	1:56.411	0.000
2	611	WELCH	1:09.624	44	DESSOY	49.982	2	85	WALES	1:59.906	2:00.893	0.987
3	89	TEMPEST	1:09.660	95	ROGERS	50.010	3	89	TEMPEST	2:00.052	2:00.195	0.143
4	85	WALES	1:09.822	85	WALES	50.084	4	44	DESSOY	2:00.154	2:00.936	0.782
5	83	GODBOLD	1:09.920	83	GODBOLD	50.312	5	83	GODBOLD	2:00.232	2:00.232	0.000
6	44	DESSOY	1:10.172	89	TEMPEST	50.392	6	95	ROGERS	2:00.375	2:00.375	0.000
7	153	DOWLING	1:10.193	611	WELCH	51.161	7	611	WELCH	2:00.785	2:01.154	0.369
8	95	ROGERS	1:10.365	153	DOWLING	51.191	8	153	DOWLING	2:01.384	2:01.384	0.000
9	3	BARRETT	1:10.999	113	NEWMAN	51.255	9	3	BARRETT	2:02.976	2:03.282	0.306
10	160	GOUGH	1:12.346	160	GOUGH	51.502	10	113	NEWMAN	2:03.622	2:03.687	0.065
11	113	NEWMAN	1:12.367	3	BARRETT	51.977	11	160	GOUGH	2:03.848	2:03.848	0.000
12	96	KENT	1:12.623	96	KENT	52.151	12	96	KENT	2:04.774	2:04.774	0.000
13	127	HAYWARD	1:13.678	127	HAYWARD	52.383	13	127	HAYWARD	2:06.061	2:06.061	0.000
14	9	HOWLETT	1:13.898	121	HUNTER	53.396	14	9	HOWLETT	2:07.618	2:07.618	0.000
15	5	SAMETT	1:14.020	9	HOWLETT	53.720	15	5	SAMETT	2:08.267	2:08.648	0.381
16	32	ASHMEAD	1:15.003	5	SAMETT	54.247	16	32	ASHMEAD	2:09.427	2:09.427	0.000
17	121	HUNTER	1:16.149	32	ASHMEAD	54.424	17	121	HUNTER	2:09.545	2:11.567	2.022
18	21	THURTL	1:16.620	94	SUTHERLAND	54.986	18	21	THURTL	2:12.576	2:12.576	0.000
19	66	VINCENT	1:18.026	66	VINCENT	55.132	19	66	VINCENT	2:13.158	2:14.377	1.219
20	94	SUTHERLAND	1:18.331	41	WILLIAMS	55.386	20	94	SUTHERLAND	2:13.317	2:13.317	0.000
21	41	WILLIAMS	1:18.748	21	THURTL	55.956	21	41	WILLIAMS	2:14.134	2:14.180	0.046
22	56	TURNER	1:19.237	56	TURNER	56.254	22	56	TURNER	2:15.491	2:15.580	0.089
23	99	GRICE	1:22.840	93	WILBY	57.100	23	99	GRICE	2:20.706	2:20.967	0.261
24	38	PETTET	1:25.046	99	GRICE	57.866	24	93	WILBY	2:23.164	2:23.633	0.469
25	26	HOWLETT	1:25.934	26	HOWLETT	58.712	25	38	PETTET	2:24.193	2:24.828	0.635
26	93	WILBY	1:26.064	38	PETTET	59.147	26	26	HOWLETT	2:24.646	2:25.247	0.601
27	67	BAILEY	1:34.937	67	BAILEY	1:05.226	27	67	BAILEY	2:40.163	2:41.043	0.880
28	61	COOK	1:43.156	61	COOK	1:12.176	28	61	COOK	2:55.332	2:56.123	0.791
29												
30												


BMCRC - MRO Championships 2019 - Rnd 3 @ Cadwell Park

Chilton Motors 250 MZs & BMCRC Blue Haze 2-Stroke GP

RACE 11 - GRID (7 Laps)

ROW 15	43	60	Ian READ	1		1				
ROW 14		40	88	Mark EDGE	41	169	John HOGG	42	208	Adam NELSON
ROW 13	37	40	Douglas BEACOCK	38	30	Neil HEWSON	39	132	Paul WHITING	
ROW 12		34	61	2:56.123 Russell COOK	35	11	Gael MACHARD	36	55	Paul TOLAND
ROW 11	31	21	2:12.576 Stuart THURTLÉ	32	99	2:20.967 Stewart GRICE	33	67	2:41.043 Mark BAILEY	
ROW 10		28	160	2:03.848 Daniel GOUGH	29	127	2:06.061 Richard HAYWARD	30	121	2:11.567 Ben HUNTER
ROW 9	25	611	2:01.154 Paul WELCH	26	153	2:01.384 Chris DOWLING	27	3	2:03.282 Tom BARRETT	
ROW 8		22	355	1:56.411 Mark ESS	23	89	2:00.195 Andrew TEMPEST	24	83	2:00.232 Paul GODBOLD
ROW 7	19			20		21				
ROW 6		16	69	Alexander MANN	17	75	Peter WOODALL	18		
ROW 5	13	93	2:23.633 Mike WILBY	14	38	2:24.828 Chris PETTET	15	26	2:25.247 Andy HOWLETT	
ROW 4		10	41	2:14.180 Gary WILLIAMS	11	66	2:14.377 Mark VINCENT	12	56	2:15.580 Russell TURNER
ROW 3	7	5	2:08.648 Garry SAMETT	8	32	2:09.427 John ASHMEAD	9	94	2:13.317 Dan SUTHERLAND	
ROW 2		4	113	2:03.687 Liam NEWMAN	5	96	2:04.774 Chris KENT	6	9	2:07.618 Gary HOWLETT
ROW 1	1	95	2:00.375 Christopher ROGERS	2	85	2:00.893 Andrew WALES	3	44	2:00.936 Robert DESSOY	

Pole



Cadwell Park
 Circuit Length = 2.1800 miles

These results are provisional until the conclusion of any judicial and technical matters.

Clerk Of Course :	Timekeeper :
-------------------	--------------

Results can be found at www.tsl-timing.com

Printed - 12:58 Saturday, 27 April 2019



BMCRC - MRO Championships 2019 - Rnd 3 @ Cadwell Park

Chilton Motors 250 MZs & BMCRC Blue Haze 2-Stroke GP

RACE 11 - CLASSIFICATION

POS	NO	CL	PIC NAME	ENTRY	LAPS	TIME	GAP	DIFF	MPH	BEST	ON
1	95		1 Christopher ROGERS	MZ - CB Racing	5	10:08.099			64.52	1:57.915	5
2	85		2 Andrew WALES	MZ - Illuminated Design LTD	5	10:10.812	2.713	2.713	64.24	1:59.480	5
3	9		3 Gary HOWLETT	MZ - HS Racing	5	10:18.937	10.838	8.125	63.39	2:00.234	5
4	113		4 Liam NEWMAN	MZ - Team newman racing	5	10:24.354	16.255	5.417	62.84	2:02.122	5
5	32		5 John ASHMEAD	MZ -	5	10:25.328	17.229	0.974	62.75	2:01.313	3
6	153	GP	1 Chris DOWLING	Yamaha -	5	10:48.348	40.249	23.020	60.52	1:55.887	5
7	355*	GP	2 Mark ESS	Yamaha - Hi-Lite Signs Ltd	5	10:49.772	41.673	1.424	60.39	1:51.498	5
8	611	GPF	1 Paul WELCH	Yamaha -	5	10:54.339	46.240	4.567	59.96	1:57.825	2
9	5		6 Garry SAMETT	MZ - smallmouse	5	10:58.326	50.227	3.987	59.60	2:09.627	4
10	83	GPF	2 Paul GODBOLD	Yamaha - Hill farm tree services	5	11:02.877	54.778	4.551	59.19	1:58.533	5
11	89*	GPF	3 Andrew TEMPEST	Yamaha - TEMPEST REVIVALS/mar-ti titanium	5	11:04.838	56.739	1.961	59.02	1:57.411	2
12	55	GPF	4 Paul TOLAND	Yamaha -	5	11:05.820	57.721	0.982	58.93	1:55.131	5
13	41		7 Gary WILLIAMS	MZ -	5	11:19.768	1:11.669	13.948	57.72	2:11.928	5
14	121	GPF	5 Ben HUNTER	Yamaha -	5	11:22.206	1:14.107	2.438	57.51	2:02.540	2
15	66		8 Mark VINCENT	MZ - Putoline	5	11:24.310	1:16.211	2.104	57.34	2:11.918	5
16	127	GPF	6 Richard HAYWARD	Yamaha - Gforce Motorcycles	5	11:25.959	1:17.860	1.649	57.20	2:01.119	5
17	94		9 Dan SUTHERLAND	MZ -	5	11:27.812	1:19.713	1.853	57.05	2:15.570	4
18	11	GPF	7 Gael MACHARD	Aprilia -	5	11:28.920	1:20.821	1.108	56.95	2:03.121	5
19	160	GPF	8 Daniel GOUGH	Yamaha - G Force Motorcycles	5	11:29.147	1:21.048	0.227	56.94	2:03.030	4
20	38		10 Chris PETTET	MZ -	5	11:29.849	1:21.750	0.702	56.88	2:15.766	5
21	3	GP	3 Tom BARRETT	Honda - Aspire Classic Restoration	5	11:30.241	1:22.142	0.392	56.85	2:03.997	3
22	21	GP	4 Stuart THURTLIE	Honda -	5	11:58.752	1:50.653	28.511	54.59	2:09.477	5
23	99	GPF	9 Stewart GRICE	Aprilia -	5	12:07.978	1:59.879	9.226	53.90	2:08.810	2
24	26		11 Andy HOWLETT	MZ -	5	12:08.092	1:59.993	0.114	53.89	2:18.979	5
25	93		12 Mike WILBY	MZ - Chilton Motors	5	12:15.802	2:07.703	7.710	53.33	2:23.066	5
26	67	GPF	10 Mark BAILEY	Yamaha - Gforce motorcycles	4	11:21.690	1 Lap	1 Lap	46.05	2:34.114	3
27	61	GP	5 Russell COOK	Yamaha -	4	12:46.500	1 Lap	1:24.810	40.95	2:51.290	4

NOT CLASSIFIED

DNF	44		Robert DESSOY	MZ - Eastern Garage Racing	0						
DNF	96		Chris KENT	MZ - Buxton Powder Coating / Anglesey Motorbike (0						
DNF	69		Alexander MANN	MZ - HS RACING	0						
DNF	30	GPF	Neil HEWSON	Suzuki - The Sun Inn, Pickering	0						

FASTEST LAP

355	GP	Mark ESS	Yamaha - Hi-Lite Signs Ltd	5	1:51.498	70.38 mph	113.27 kph
55	GPF	Paul TOLAND	Yamaha -	5	1:55.131	68.16 mph	109.70 kph
95		Christopher ROGERS	MZ - CB Racing	5	1:57.915	66.55 mph	107.11 kph

No. 89 & 355 - 10 Second penalty, jump start
Class - 92.5% of Race Speed = 59.68 mph
Class GP - 92.5% of Race Speed = 55.98 mph
Class GPF - 92.5% of Race Speed = 55.46 mph

Cadwell Park
Circuit Length = 2.1800 miles
Start: 16:47 Flag 16:58 End: 17:01

Weather / Track : Cloudy / Drying

These results are provisional until the conclusion of any judicial and technical matters.

Clerk Of Course :	Timekeeper :
-------------------	--------------

Results can be found at www.tsl-timing.com

Printed - 17:02 Saturday, 27 April 2019



BMCRC - MRO Championships 2019 - Rnd 3 @ Cadwell Park

Chilton Motors 250 MZs & BMCRC Blue Haze 2-Stroke GP

RACE 11 - LAP CHART

LAP 1 @ 16:50:04.659

NO	BEHIND	LAP TIME
95		2:07.571
85	0.189	2:07.760
9	2.801	2:10.372
113	4.128	2:11.699
32	4.650	2:12.221
5	10.827	2:18.398
94	15.256	2:22.827
41	15.677	2:23.248
38	16.464	2:24.035
66	16.816	2:24.387
93	23.017	2:30.588
26	23.539	2:31.110
153	53.084	3:00.655
355	54.086	3:01.657
611	54.658	3:02.229
55	55.097	3:02.668
89	55.290	3:02.861
83	55.913	3:03.484
121	58.171	3:05.742
3	1:02.424	3:09.995
160	1:03.446	3:11.017
11	1:04.208	3:11.779
127	1:04.298	3:11.869
21	1:07.846	3:15.417
99	1:12.686	3:20.257
67	1:29.335	3:36.906
61	1:59.212	4:06.783

LAP 2 @ 16:52:06.925

NO	BEHIND	LAP TIME
85		2:02.077
95	0.110	2:02.376
9	3.262	2:02.727
113	5.065	2:03.203
32	5.828	2:03.444
5	18.873	2:10.312
41	29.097	2:15.686
94	29.729	2:16.739
66	30.247	2:15.697
38	31.100	2:16.902
355	49.256	1:57.436
153	49.418	1:58.600
93	50.071	2:29.320
611	50.217	1:57.825
89	50.435	1:57.411
26	50.742	2:29.469
83	54.164	2:00.517
121	58.445	2:02.540
3	1:05.916	2:05.758
11	1:07.321	2:05.379
55	1:07.381	2:14.550
127	1:07.387	2:05.355
160	1:08.752	2:07.572
21	1:17.675	2:12.095
99	1:19.230	2:08.810

LAP 3 @ 16:54:08.053

NO	BEHIND	LAP TIME
95		2:01.018
85	0.516	2:01.644
67	1 Lap	2:35.391

9	5.121	2:02.987
32	6.013	2:01.313
113	8.782	2:04.845
5	27.445	2:09.700
41	43.931	2:15.962
355	44.082	1:55.954
66	44.254	2:15.135
153	45.134	1:56.844
94	45.238	2:16.637
38	46.972	2:17.000
611	47.327	1:58.238
89	48.365	1:59.058
61	1 Lap	2:53.784
83	51.686	1:58.650
121	1:01.584	2:04.267
55	1:01.769	1:55.516
3	1:08.785	2:03.997
127	1:10.145	2:03.886
11	1:10.675	2:04.482
160	1:11.740	2:04.116
93	1:14.460	2:25.517
26	1:15.049	2:25.435
21	1:26.621	2:10.074
99	1:27.601	2:09.499

611	46.240	1:58.108
89	46.739	1:58.078
5	50.227	2:10.289
83	54.778	1:58.533
55	57.721	1:55.131
41	1:11.669	2:11.928
67	1 Lap	2:35.279
121	1:14.107	2:05.123
66	1:16.211	2:11.918
127	1:17.860	2:01.119
94	1:19.713	2:16.039
11	1:20.821	2:03.121
160	1:21.048	2:03.412
38	1:21.750	2:15.766
3	1:22.142	2:05.959
21	1:50.653	2:09.477
99	1:59.879	2:13.262
26	1:59.993	2:18.979
93	2:07.703	2:23.066
61	1 Lap	2:51.290

LAP 4 @ 16:56:07.272

NO	BEHIND	LAP TIME
95		1:59.219
85	1.148	1:59.851
9	8.519	2:02.617
32	10.627	2:03.833
113	12.048	2:02.485
67	1 Lap	2:34.114
5	37.853	2:09.627
355	38.090	1:53.227
153	42.277	1:56.362
611	46.047	1:57.939
89	46.576	1:57.430
83	54.160	2:01.693
41	57.656	2:12.944
55	1:00.505	1:57.955
94	1:01.589	2:15.570
66	1:02.208	2:17.173
38	1:03.899	2:16.146
121	1:06.899	2:04.534
3	1:14.098	2:04.532
127	1:14.656	2:03.730
160	1:15.551	2:03.030
11	1:15.615	2:04.159
26	1:38.929	2:23.099
21	1:39.091	2:11.689
93	1:42.552	2:27.311
99	1:44.532	2:16.150
61	1 Lap	2:54.643

LAP 5 @ 16:58:05.187

NO	BEHIND	LAP TIME
95		1:57.915
85	2.713	1:59.480
9	10.838	2:00.234
113	16.255	2:02.122
32	17.229	2:04.517
355	31.673	1:51.498
153	40.249	1:55.887

Weather / Track : Cloudy / Drying

Results can be found at www.tsl-timing.com

Cadwell Park

Circuit Length = 2.1800 miles

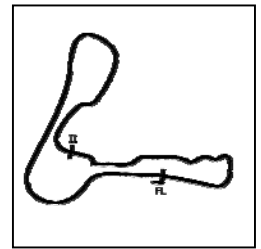
Start: 16:47 Flag 16:58 End: 17:01

Printed - 17:03 Saturday, 27 April 2019

BMCRC - MRO Championships 2019 - Rnd 3 @ Cadwell Park

Chilton Motors 250 MZs & BMCRC Blue Haze 2-Stroke GP

RACE 11 - SECTOR ANALYSIS



SECTOR 1 = FL to I1, SECTOR 2 = I1 to FL, DIFF = Difference To Personal Best Lap, P = Crossed Finish Line in Pit Lane, D = Time Disallowed

P1 95		Christopher ROGERS		MZ - CB Racing		
IDEAL LAP TIME : 1:57.915		BEST LAP TIME : 1:57.915		DIFFERENCE : 0.000		
LAP	SECTOR 1	SECTOR 2	LAP TIME	MPH	DIFF	TIME OF DAY
1 -			2:07.571	61.51	9.656	16:50:04.659
2 -	1:10.601	51.775	2:02.376	64.13	4.461	16:52:07.035
3 -	1:10.360	50.658	2:01.018 (3)	64.85	3.103	16:54:08.053
4 -	1:09.457	49.762	1:59.219 (2)	65.82	1.304	16:56:07.272
5 -	1:08.782	49.133	1:57.915 (1)	66.55		16:58:05.187

P2 85		Andrew WALES		MZ - Illuminated Design LTD		
IDEAL LAP TIME : 1:59.480		BEST LAP TIME : 1:59.480		DIFFERENCE : 0.000		
LAP	SECTOR 1	SECTOR 2	LAP TIME	MPH	DIFF	TIME OF DAY
1 -			2:07.760	61.42	8.280	16:50:04.848
2 -	1:10.085	51.992	2:02.077	64.28	2.597	16:52:06.925
3 -	1:11.025	50.619	2:01.644 (3)	64.51	2.164	16:54:08.569
4 -	1:09.387	50.464	1:59.851 (2)	65.48	0.371	16:56:08.420
5 -	1:09.194	50.286	1:59.480 (1)	65.68		16:58:07.900

P3 9		Gary HOWLETT		MZ - HS Racing		
IDEAL LAP TIME : 2:00.234		BEST LAP TIME : 2:00.234		DIFFERENCE : 0.000		
LAP	SECTOR 1	SECTOR 2	LAP TIME	MPH	DIFF	TIME OF DAY
1 -		51.542	2:10.372	60.19	10.138	16:50:07.460
2 -	1:10.826	51.901	2:02.727 (3)	63.94	2.493	16:52:10.187
3 -	1:11.583	51.404	2:02.987	63.81	2.753	16:54:13.174
4 -	1:11.316	51.301	2:02.617 (2)	64.00	2.383	16:56:15.791
5 -	1:10.045	50.189	2:00.234 (1)	65.27		16:58:16.025

P4 113		Liam NEWMAN		MZ - Team newman racing		
IDEAL LAP TIME : 2:02.122		BEST LAP TIME : 2:02.122		DIFFERENCE : 0.000		
LAP	SECTOR 1	SECTOR 2	LAP TIME	MPH	DIFF	TIME OF DAY
1 -		53.118	2:11.699	59.59	9.577	16:50:08.787
2 -	1:12.126	51.077	2:03.203 (3)	63.70	1.081	16:52:11.990
3 -	1:11.983	52.862	2:04.845	62.86	2.723	16:54:16.835
4 -	1:11.883	50.602	2:02.485 (2)	64.07	0.363	16:56:19.320
5 -	1:11.771	50.351	2:02.122 (1)	64.26		16:58:21.442

P5 32		John ASHMEAD		MZ -		
IDEAL LAP TIME : 2:01.313		BEST LAP TIME : 2:01.313		DIFFERENCE : 0.000		
LAP	SECTOR 1	SECTOR 2	LAP TIME	MPH	DIFF	TIME OF DAY
1 -		53.067	2:12.221	59.35	10.908	16:50:09.309
2 -	1:11.917	51.527	2:03.444 (2)	63.57	2.131	16:52:12.753
3 -	1:09.810	51.503	2:01.313 (1)	64.69		16:54:14.066
4 -	1:11.533	52.300	2:03.833 (3)	63.37	2.520	16:56:17.899
5 -	1:11.470	53.047	2:04.517	63.02	3.204	16:58:22.416

P6 153 GP		Chris DOWLING		Yamaha -		
IDEAL LAP TIME : 1:55.050		BEST LAP TIME : 1:55.887		DIFFERENCE : 0.837		
LAP	SECTOR 1	SECTOR 2	LAP TIME	MPH	DIFF	TIME OF DAY
1 -		49.246	3:00.655	43.44	1:04.768	16:50:57.743
2 -	1:06.740	51.860	1:58.600	66.17	2.713	16:52:56.343
3 -	1:06.183	50.661	1:56.844 (3)	67.16	0.957	16:54:53.187
4 -	1:06.481	49.881	1:56.362 (2)	67.44	0.475	16:56:49.549
5 -	1:07.020	48.867	1:55.887 (1)	67.72		16:58:45.436

P7 355 GP		Mark ESS		Yamaha - Hi-Lite Signs Ltd		
IDEAL LAP TIME : 1:51.455		BEST LAP TIME : 1:51.498		DIFFERENCE : 0.043		
LAP	SECTOR 1	SECTOR 2	LAP TIME	MPH	DIFF	TIME OF DAY

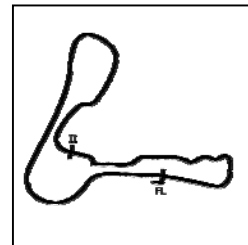
Weather / Track : Cloudy / Drying

Cadwell Park
Circuit Length = 2.1800 miles
Start: 16:47 Flag 16:58 End: 17:01

BMCRC - MRO Championships 2019 - Rnd 3 @ Cadwell Park

Chilton Motors 250 MZs & BMCRC Blue Haze 2-Stroke GP

RACE 11 - SECTOR ANALYSIS



SECTOR 1 = FL to I1, SECTOR 2 = I1 to FL, DIFF = Difference To Personal Best Lap, P = Crossed Finish Line in Pit Lane, D = Time Disallowed

1 -		49.324		3:01.657	43.20	1:10.159	16:50:58.745
2 -	1:06.264	51.172		1:57.436	66.82	5.938	16:52:56.181
3 -	1:05.123	50.831		1:55.954 (3)	67.68	4.456	16:54:52.135
4 -	1:04.528	48.699		1:53.227 (2)	69.31	1.729	16:56:45.362
5 -	1:04.571	46.927		1:51.498 (1)	70.38		16:58:36.860

P8 611 GPF Paul WELCH			Yamaha -			
IDEAL LAP TIME : 1:56.162		BEST LAP TIME : 1:57.825		DIFFERENCE : 1.663		
LAP	SECTOR 1	SECTOR 2	LAP TIME	MPH	DIFF	TIME OF DAY
1 -		49.650	3:02.229	43.06	1:04.404	16:50:59.317
2 -	1:07.048	50.777	1:57.825 (1)	66.60		16:52:57.142
3 -	1:07.978	50.260	1:58.238	66.37	0.413	16:54:55.380
4 -	1:08.825	49.114	1:57.939 (2)	66.54	0.114	16:56:53.319
5 -	1:07.666	50.442	1:58.108 (3)	66.44	0.283	16:58:51.427

P9 5 Garry SAMETT			MZ - smallmouse			
IDEAL LAP TIME : 2:09.280		BEST LAP TIME : 2:09.627		DIFFERENCE : 0.347		
LAP	SECTOR 1	SECTOR 2	LAP TIME	MPH	DIFF	TIME OF DAY
1 -		54.547	2:18.398	56.70	8.771	16:50:15.486
2 -	1:15.045	55.267	2:10.312	60.22	0.685	16:52:25.798
3 -	1:15.194	54.506	2:09.700 (2)	60.50	0.073	16:54:35.498
4 -	1:14.774	54.853	2:09.627 (1)	60.54		16:56:45.125
5 -	1:15.782	54.507	2:10.289 (3)	60.23	0.662	16:58:55.414

P10 83 GPF Paul GODBOLD			Yamaha - Hill farm tree services			
IDEAL LAP TIME : 1:58.298		BEST LAP TIME : 1:58.533		DIFFERENCE : 0.235		
LAP	SECTOR 1	SECTOR 2	LAP TIME	MPH	DIFF	TIME OF DAY
1 -		49.710	3:03.484	42.77	1:04.951	16:51:00.572
2 -	1:10.928	49.589	2:00.517 (3)	65.12	1.984	16:53:01.089
3 -	1:09.555	49.095	1:58.650 (2)	66.14	0.117	16:54:59.739
4 -	1:10.555	51.138	2:01.693	64.49	3.160	16:57:01.432
5 -	1:09.203	49.330	1:58.533 (1)	66.20		16:58:59.965

P11 89 GPF Andrew TEMPEST			Yamaha - TEMPEST REVIVALS/mar-ti titanium			
IDEAL LAP TIME : 1:55.283		BEST LAP TIME : 1:57.411		DIFFERENCE : 2.128		
LAP	SECTOR 1	SECTOR 2	LAP TIME	MPH	DIFF	TIME OF DAY
1 -		49.487	3:02.861	42.91	1:05.450	16:50:59.949
2 -	1:06.723	50.688	1:57.411 (1)	66.84		16:52:57.360
3 -	1:08.039	51.019	1:59.058	65.91	1.647	16:54:56.418
4 -	1:08.870	48.560	1:57.430 (2)	66.83	0.019	16:56:53.848
5 -	1:07.599	50.479	1:58.078 (3)	66.46	0.667	16:58:51.926

P12 55 GPF Paul TOLAND			Yamaha -			
IDEAL LAP TIME : 1:54.608		BEST LAP TIME : 1:55.131		DIFFERENCE : 0.523		
LAP	SECTOR 1	SECTOR 2	LAP TIME	MPH	DIFF	TIME OF DAY
1 -		49.893	3:02.668	42.96	1:07.537	16:50:59.756
2 -	1:23.144	51.406	2:14.550	58.32	19.419	16:53:14.306
3 -	1:07.258	48.258	1:55.516 (2)	67.93	0.385	16:55:09.822
4 -	1:06.696	51.259	1:57.955 (3)	66.53	2.824	16:57:07.777
5 -	1:07.219	47.912	1:55.131 (1)	68.16		16:59:02.908

P13 41 Gary WILLIAMS			MZ -			
IDEAL LAP TIME : 2:11.928		BEST LAP TIME : 2:11.928		DIFFERENCE : 0.000		
LAP	SECTOR 1	SECTOR 2	LAP TIME	MPH	DIFF	TIME OF DAY
1 -			2:23.248	54.78	11.320	16:50:20.336
2 -	1:18.124	57.562	2:15.686 (3)	57.83	3.758	16:52:36.022
3 -	1:18.310	57.652	2:15.962	57.72	4.034	16:54:51.984
4 -	1:16.343	56.601	2:12.944 (2)	59.03	1.016	16:57:04.928

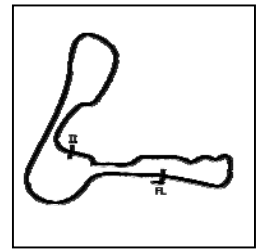
Weather / Track : Cloudy / Drying

Cadwell Park
Circuit Length = 2.1800 miles
Start: 16:47 Flag 16:58 End: 17:01

BMCRC - MRO Championships 2019 - Rnd 3 @ Cadwell Park

Chilton Motors 250 MZs & BMCRC Blue Haze 2-Stroke GP

RACE 11 - SECTOR ANALYSIS



SECTOR 1 = FL to I1, SECTOR 2 = I1 to FL, DIFF = Difference To Personal Best Lap, P = Crossed Finish Line in Pit Lane, D = Time Disallowed

5 - 1:15.993 55.935 2:11.928 (1) 59.48 16:59:16.856

P14 121 GPF	Ben HUNTER	Yamaha -	
IDEAL LAP TIME : 2:01.496	BEST LAP TIME : 2:02.540	DIFFERENCE : 1.044	

LAP	SECTOR 1	SECTOR 2	LAP TIME	MPH	DIFF	TIME OF DAY
1 -		50.757	3:05.742	42.25	1:03.202	16:51:02.830
2 -	1:10.739	51.801	2:02.540 (1)	64.04		16:53:05.370
3 -	1:12.081	52.186	2:04.267 (2)	63.15	1.727	16:55:09.637
4 -	1:11.788	52.746	2:04.534 (3)	63.01	1.994	16:57:14.171
5 -	1:12.352	52.771	2:05.123	62.72	2.583	16:59:19.294

P15 66	Mark VINCENT	MZ - Putoline	
IDEAL LAP TIME : 2:11.918	BEST LAP TIME : 2:11.918	DIFFERENCE : 0.000	

LAP	SECTOR 1	SECTOR 2	LAP TIME	MPH	DIFF	TIME OF DAY
1 -			2:24.387	54.35	12.469	16:50:21.475
2 -	1:18.202	57.495	2:15.697 (3)	57.83	3.779	16:52:37.172
3 -	1:18.210	56.925	2:15.135 (2)	58.07	3.217	16:54:52.307
4 -	1:19.645	57.528	2:17.173	57.21	5.255	16:57:09.480
5 -	1:18.198	53.720	2:11.918 (1)	59.49		16:59:21.398

P16 127 GPF	Richard HAYWARD	Yamaha - Gforce Motorcycles	
IDEAL LAP TIME : 2:01.119	BEST LAP TIME : 2:01.119	DIFFERENCE : 0.000	

LAP	SECTOR 1	SECTOR 2	LAP TIME	MPH	DIFF	TIME OF DAY
1 -		52.187	3:11.869	40.90	1:10.750	16:51:08.957
2 -	1:13.733	51.622	2:05.355	62.60	4.236	16:53:14.312
3 -	1:11.913	51.973	2:03.886 (3)	63.34	2.767	16:55:18.198
4 -	1:11.169	52.561	2:03.730 (2)	63.42	2.611	16:57:21.928
5 -	1:10.246	50.873	2:01.119 (1)	64.79		16:59:23.047

P17 94	Dan SUTHERLAND	MZ -	
IDEAL LAP TIME : 2:15.570	BEST LAP TIME : 2:15.570	DIFFERENCE : 0.000	

LAP	SECTOR 1	SECTOR 2	LAP TIME	MPH	DIFF	TIME OF DAY
1 -			2:22.827	54.94	7.257	16:50:19.915
2 -	1:18.558	58.181	2:16.739	57.39	1.169	16:52:36.654
3 -	1:18.433	58.204	2:16.637 (3)	57.43	1.067	16:54:53.291
4 -	1:18.404	57.166	2:15.570 (1)	57.88		16:57:08.861
5 -	1:18.739	57.300	2:16.039 (2)	57.68	0.469	16:59:24.900

P18 11 GPF	Gael MACHARD	Aprilia -	
IDEAL LAP TIME : 2:02.315	BEST LAP TIME : 2:03.121	DIFFERENCE : 0.806	

LAP	SECTOR 1	SECTOR 2	LAP TIME	MPH	DIFF	TIME OF DAY
1 -		52.653	3:11.779	40.92	1:08.658	16:51:08.867
2 -	1:12.158	53.221	2:05.379	62.59	2.258	16:53:14.246
3 -	1:11.457	53.025	2:04.482 (3)	63.04	1.361	16:55:18.728
4 -	1:10.932	53.227	2:04.159 (2)	63.20	1.038	16:57:22.887
5 -	1:09.662	53.459	2:03.121 (1)	63.74		16:59:26.008

P19 160 GPF	Daniel GOUGH	Yamaha - G Force Motorcycles	
IDEAL LAP TIME : 2:02.768	BEST LAP TIME : 2:03.030	DIFFERENCE : 0.262	

LAP	SECTOR 1	SECTOR 2	LAP TIME	MPH	DIFF	TIME OF DAY
1 -		53.113	3:11.017	41.08	1:07.987	16:51:08.105
2 -	1:14.815	52.757	2:07.572	61.51	4.542	16:53:15.677
3 -	1:11.633	52.483	2:04.116 (3)	63.23	1.086	16:55:19.793
4 -	1:10.622	52.408	2:03.030 (1)	63.78		16:57:22.823
5 -	1:10.360	53.052	2:03.412 (2)	63.59	0.382	16:59:26.235

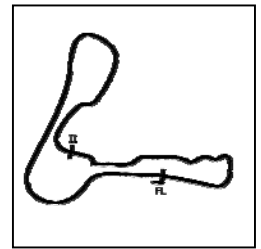
Weather / Track : Cloudy / Drying

Cadwell Park
Circuit Length = 2.1800 miles
Start: 16:47 Flag 16:58 End: 17:01

BMCRC - MRO Championships 2019 - Rnd 3 @ Cadwell Park

Chilton Motors 250 MZs & BMCRC Blue Haze 2-Stroke GP

RACE 11 - SECTOR ANALYSIS



SECTOR 1 = FL to I1, SECTOR 2 = I1 to FL, DIFF = Difference To Personal Best Lap, P = Crossed Finish Line in Pit Lane, D = Time Disallowed

P20 38		Chris PETTET		MZ -		
IDEAL LAP TIME : 2:15.645		BEST LAP TIME : 2:15.766		DIFFERENCE : 0.121		
LAP	SECTOR 1	SECTOR 2	LAP TIME	MPH	DIFF	TIME OF DAY
1 -			2:24.035	54.48	8.269	16:50:21.123
2 -	1:18.159	58.743	2:16.902 (3)	57.32	1.136	16:52:38.025
3 -	1:18.128	58.872	2:17.000	57.28	1.234	16:54:55.025
4 -	1:17.796	58.350	2:16.146 (2)	57.64	0.380	16:57:11.171
5 -	1:17.917	57.849	2:15.766 (1)	57.80		16:59:26.937

P21 3 GP		Tom BARRETT		Honda - Aspire Classic Restoration		
IDEAL LAP TIME : 2:03.059		BEST LAP TIME : 2:03.997		DIFFERENCE : 0.938		
LAP	SECTOR 1	SECTOR 2	LAP TIME	MPH	DIFF	TIME OF DAY
1 -		53.196	3:09.995	41.30	1:05.998	16:51:07.083
2 -	1:12.753	53.005	2:05.758 (3)	62.40	1.761	16:53:12.841
3 -	1:11.087	52.910	2:03.997 (1)	63.29		16:55:16.838
4 -	1:11.461	53.071	2:04.532 (2)	63.02	0.535	16:57:21.370
5 -	1:10.149	55.810	2:05.959	62.30	1.962	16:59:27.329

P22 21 GP		Stuart THURTLÉ		Honda -		
IDEAL LAP TIME : 2:08.878		BEST LAP TIME : 2:09.477		DIFFERENCE : 0.599		
LAP	SECTOR 1	SECTOR 2	LAP TIME	MPH	DIFF	TIME OF DAY
1 -		54.707	3:15.417	40.16	1:05.940	16:51:12.505
2 -	1:16.658	55.437	2:12.095	59.41	2.618	16:53:24.600
3 -	1:15.337	54.737	2:10.074 (2)	60.33	0.597	16:55:34.674
4 -	1:14.873	56.816	2:11.689 (3)	59.59	2.212	16:57:46.363
5 -	1:15.472	54.005	2:09.477 (1)	60.61		16:59:55.840

P23 99 GPF		Stewart GRICE		Aprilia -		
IDEAL LAP TIME : 2:08.658		BEST LAP TIME : 2:08.810		DIFFERENCE : 0.152		
LAP	SECTOR 1	SECTOR 2	LAP TIME	MPH	DIFF	TIME OF DAY
1 -		58.218	3:20.257	39.18	1:11.447	16:51:17.345
2 -	1:14.119	54.691	2:08.810 (1)	60.92		16:53:26.155
3 -	1:14.960	54.539	2:09.499 (2)	60.60	0.689	16:55:35.654
4 -	1:15.428	1:00.722	2:16.150	57.64	7.340	16:57:51.804
5 -	1:17.813	55.449	2:13.262 (3)	58.89	4.452	17:00:05.066

P24 26		Andy HOWLETT		MZ -		
IDEAL LAP TIME : 2:18.979		BEST LAP TIME : 2:18.979		DIFFERENCE : 0.000		
LAP	SECTOR 1	SECTOR 2	LAP TIME	MPH	DIFF	TIME OF DAY
1 -		59.303	2:31.110	51.93	12.131	16:50:28.198
2 -	1:28.327	1:01.142	2:29.469	52.50	10.490	16:52:57.667
3 -	1:26.391	59.044	2:25.435 (3)	53.96	6.456	16:55:23.102
4 -	1:24.002	59.097	2:23.099 (2)	54.84	4.120	16:57:46.201
5 -	1:22.122	56.857	2:18.979 (1)	56.46		17:00:05.180

P25 93		Mike WILBY		MZ - Chilton Motors		
IDEAL LAP TIME : 2:23.038		BEST LAP TIME : 2:23.066		DIFFERENCE : 0.028		
LAP	SECTOR 1	SECTOR 2	LAP TIME	MPH	DIFF	TIME OF DAY
1 -		59.524	2:30.588	52.11	7.522	16:50:27.676
2 -	1:29.289	1:00.031	2:29.320	52.55	6.254	16:52:56.996
3 -	1:26.900	58.617	2:25.517 (2)	53.93	2.451	16:55:22.513
4 -	1:26.175	1:01.136	2:27.311 (3)	53.27	4.245	16:57:49.824
5 -	1:24.421	58.645	2:23.066 (1)	54.85		17:00:12.890

P26 67 GPF		Mark BAILEY		Yamaha - Gforce motorcycles		
IDEAL LAP TIME : 2:32.375		BEST LAP TIME : 2:34.114		DIFFERENCE : 1.739		
LAP	SECTOR 1	SECTOR 2	LAP TIME	MPH	DIFF	TIME OF DAY
1 -						
2 -						
3 -						
4 -						
5 -						

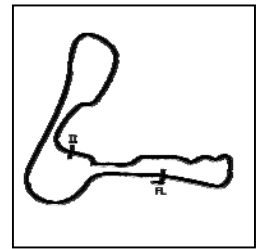
Weather / Track : Cloudy / Drying

Cadwell Park
Circuit Length = 2.1800 miles
Start: 16:47 Flag 16:58 End: 17:01

BMCRC - MRO Championships 2019 - Rnd 3 @ Cadwell Park

Chilton Motors 250 MZs & BMCRC Blue Haze 2-Stroke GP

RACE 11 - SECTOR ANALYSIS



SECTOR 1 = FL to I1, SECTOR 2 = I1 to FL, DIFF = Difference To Personal Best Lap, P = Crossed Finish Line in Pit Lane, D = Time Disallowed

1 -		1:01.962	3:36.906	36.18	1:02.792	16:51:33.994
2 -	1:31.468	1:03.923	2:35.391 (3)	50.50	1.277	16:54:09.385
3 -	1:30.413	1:03.701	2:34.114 (1)	50.92		16:56:43.499
4 -	1:31.673	1:03.606	2:35.279 (2)	50.54	1.165	16:59:18.778

P27	61 GP	Russell COOK	Yamaha -			
IDEAL LAP TIME : 2:51.290		BEST LAP TIME : 2:51.290	DIFFERENCE : 0.000			

LAP	SECTOR 1	SECTOR 2	LAP TIME	MPH	DIFF	TIME OF DAY
1 -		1:13.494	4:06.783	31.80	1:15.493	16:52:03.871
2 -	1:40.246	1:13.538	2:53.784 (2)	45.15	2.494	16:54:57.655
3 -	1:42.750	1:11.893	2:54.643 (3)	44.93	3.353	16:57:52.298
4 -	1:39.645	1:11.645	2:51.290 (1)	45.81		17:00:43.588

BMCRC - MRO Championships 2019 - Rnd 3 @ Cadwell Park

Chilton Motors 250 MZs & BMCRC Blue Haze 2-Stroke GP

RACE 11 - BEST SECTORS

		SECTOR 1		SECTOR 2		IDEAL / BEST COMPARISON			
POS	NO NAME	TIME	NO NAME	TIME	POS	NO NAME	IDEAL	BEST	DIFF
							PERFECT LAP	1:51.455	
1	355 ESS	1:04.528	355 ESS	46.927	1	355 ESS	1:51.455	1:51.498	0.043
2	153 DOWLING	1:06.183	55 TOLAND	47.912	2	55 TOLAND	1:54.608	1:55.131	0.523
3	55 TOLAND	1:06.696	89 TEMPEST	48.560	3	153 DOWLING	1:55.050	1:55.887	0.837
4	89 TEMPEST	1:06.723	153 DOWLING	48.867	4	89 TEMPEST	1:55.283	1:57.411	2.128
5	611 WELCH	1:07.048	83 GODBOLD	49.095	5	611 WELCH	1:56.162	1:57.825	1.663
6	95 ROGERS	1:08.782	611 WELCH	49.114	6	95 ROGERS	1:57.915	1:57.915	0.000
7	85 WALES	1:09.194	95 ROGERS	49.133	7	83 GODBOLD	1:58.298	1:58.533	0.235
8	83 GODBOLD	1:09.203	9 HOWLETT	50.189	8	85 WALES	1:59.480	1:59.480	0.000
9	11 MACHARD	1:09.662	85 WALES	50.286	9	9 HOWLETT	2:00.234	2:00.234	0.000
10	32 ASHMEAD	1:09.810	113 NEWMAN	50.351	10	127 HAYWARD	2:01.119	2:01.119	0.000
11	9 HOWLETT	1:10.045	121 HUNTER	50.757	11	32 ASHMEAD	2:01.313	2:01.313	0.000
12	3 BARRETT	1:10.149	127 HAYWARD	50.873	12	121 HUNTER	2:01.496	2:02.540	1.044
13	127 HAYWARD	1:10.246	32 ASHMEAD	51.503	13	113 NEWMAN	2:02.122	2:02.122	0.000
14	160 GOUGH	1:10.360	160 GOUGH	52.408	14	11 MACHARD	2:02.315	2:03.121	0.806
15	121 HUNTER	1:10.739	11 MACHARD	52.653	15	160 GOUGH	2:02.768	2:03.030	0.262
16	113 NEWMAN	1:11.771	3 BARRETT	52.910	16	3 BARRETT	2:03.059	2:03.997	0.938
17	99 GRICE	1:14.119	66 VINCENT	53.720	17	99 GRICE	2:08.658	2:08.810	0.152
18	5 SAMETT	1:14.774	21 THURTLÉ	54.005	18	21 THURTLÉ	2:08.878	2:09.477	0.599
19	21 THURTLÉ	1:14.873	5 SAMETT	54.506	19	5 SAMETT	2:09.280	2:09.627	0.347
20	41 WILLIAMS	1:15.993	99 GRICE	54.539	20	66 VINCENT	2:11.918	2:11.918	0.000
21	38 PETTET	1:17.796	41 WILLIAMS	55.935	21	41 WILLIAMS	2:11.928	2:11.928	0.000
22	66 VINCENT	1:18.198	26 HOWLETT	56.857	22	94 SUTHERLAND	2:15.570	2:15.570	0.000
23	94 SUTHERLAND	1:18.404	94 SUTHERLAND	57.166	23	38 PETTET	2:15.645	2:15.766	0.121
24	26 HOWLETT	1:22.122	38 PETTET	57.849	24	26 HOWLETT	2:18.979	2:18.979	0.000
25	93 WILBY	1:24.421	93 WILBY	58.617	25	93 WILBY	2:23.038	2:23.066	0.028
26	67 BAILEY	1:30.413	67 BAILEY	1:01.962	26	67 BAILEY	2:32.375	2:34.114	1.739
27	61 COOK	1:39.645	61 COOK	1:11.645	27	61 COOK	2:51.290	2:51.290	0.000
28									
29									
30									
31									


BMCRC - MRO Championships 2019 - Rnd 3 @ Cadwell Park

Chilton Motors 250 MZs & BMCRC Blue Haze 2-Stroke GP

RACE 2 - GRID (9 Laps)

ROW 15	43	60	Ian READ	1		1				
ROW 14		40	88	Mark EDGE	41	169	John HOGG	42	208	Adam NELSON
ROW 13	37	30	Neil HEWSON	38	40	Douglas BEACOCK	39	132	Paul WHITING	
ROW 12		34	21	2:09.477 Stuart THURTLÉ	35	67	2:34.114 Mark BAILEY	36	61	2:51.290 Russell COOK
ROW 11	31	11	2:03.121 Gael MACHARD	32	3	2:03.997 Tom BARRETT	33	99	2:08.810 Stewart GRICE	
ROW 10		28	127	2:01.119 Richard HAYWARD	29	121	2:02.540 Ben HUNTER	30	160	2:03.030 Daniel GOUGH
ROW 9	25	89	1:57.411 Andrew TEMPEST	26	611	1:57.825 Paul WELCH	27	83	1:58.533 Paul GOBOLD	
ROW 8		22	355	1:51.498 Mark ESS	23	55	1:55.131 Paul TOLAND	24	153	1:55.887 Chris DOWLING
ROW 7	19			20			21			
ROW 6		16	56	Russell TURNER	17	75	Peter WOODALL	18		
ROW 5	13	69	Alexander MANN	14	96	Chris KENT	15	44	Robert DESSOY	
ROW 4		10	38	2:15.766 Chris PETTET	11	26	2:18.979 Andy HOWLETT	12	93	2:23.066 Mike WILBY
ROW 3	7	66	2:11.918 Mark VINCENT	8	41	2:11.928 Gary WILLIAMS	9	94	2:15.570 Dan SUTHERLAND	
ROW 2		4	32	2:01.313 John ASHMEAD	5	113	2:02.122 Liam NEWMAN	6	5	2:09.627 Garry SAMETT
ROW 1	1	95	1:57.915 Christopher ROGERS	2	85	1:59.480 Andrew WALES	3	9	2:00.234 Gary HOWLETT	

Pole



Cadwell Park
 Circuit Length = 2.1800 miles

These results are provisional until the conclusion of any judicial and technical matters.

Clerk Of Course :	Timekeeper :
-------------------	--------------

Results can be found at www.tsl-timing.com

Printed - 17:07 Saturday, 27 April 2019



BMCRC - MRO Championships 2019 - Rnd 3 @ Cadwell Park

Chilton Motors 250 MZs & BMCRC Blue Haze 2-Stroke GP

RACE 2 - CLASSIFICATION

POS	NO	CL	PIC NAME	ENTRY	LAPS	TIME	GAP	DIFF	MPH	BEST	ON
1	95		1 Christopher ROGERS	MZ - CB Racing	9	18:12.180			64.67	1:58.656	9
2	85		2 Andrew WALES	MZ - Illuminated Design LTD	9	18:12.660	0.480	0.480	64.64	1:58.508	9
3	355	GP	1 Mark ESS	Yamaha - Hi-Lite Signs Ltd	9	18:14.186	2.006	1.526	64.55	1:51.923	9
4	153	GP	2 Chris DOWLING	Yamaha -	9	18:59.126	46.946	44.940	62.00	1:58.128	9
5	3	GP	3 Tom BARRETT	Honda - Aspire Classic Restoration	9	19:00.104	47.924	0.978	61.95	1:58.387	9
6	113		3 Liam NEWMAN	MZ - Team newman racing	9	19:09.692	57.512	9.588	61.43	2:06.182	2
7	40	GPF	1 Douglas BEACOCK	Yamaha -	9	19:17.798	1:05.618	8.106	61.00	1:59.614	9
8	121	GPF	2 Ben HUNTER	Yamaha -	9	19:22.442	1:10.262	4.644	60.76	2:00.000	9
9	32		4 John ASHMEAD	MZ -	9	19:23.401	1:11.221	0.959	60.71	2:07.039	9
10	127	GPF	3 Richard HAYWARD	Yamaha - Gforce Motorcycles	9	19:23.643	1:11.463	0.242	60.69	2:00.230	9
11	69		5 Alexander MANN	MZ - HS RACING	9	19:25.326	1:13.146	1.683	60.61	2:03.915	8
12	5		6 Garry SAMETT	MZ - smallmouse	9	19:27.809	1:15.629	2.483	60.48	2:05.371	8
13	160	GPF	4 Daniel GOUGH	Yamaha - G Force Motorcycles	9	19:41.909	1:29.729	14.100	59.76	2:03.619	7
14	169	GP	4 John HOGG	Yamaha -	9	19:43.034	1:30.854	1.125	59.70	1:59.713	9
15	21	GP	5 Stuart THURTLIE	Honda -	9	20:08.574	1:56.394	25.540	58.44	2:05.466	9
16	56		7 Russell TURNER	MZ -	9	20:15.652	2:03.472	7.078	58.10	2:11.586	9
17	96		8 Chris KENT	MZ - Buxton Powder Coating / Anglesey Motorbike (9	20:16.563	2:04.383	0.911	58.05	2:09.315	5
18	41		9 Gary WILLIAMS	MZ -	9	20:17.783	2:05.603	1.220	58.00	2:11.585	9
19	99	GPF	5 Stewart GRICE	Aprilia -	9	20:19.005	2:06.825	1.222	57.94	2:05.436	7
20	66		10 Mark VINCENT	MZ - Putoline	8	18:38.926	1 Lap	1 Lap	56.11	2:15.280	8
21	93		11 Mike WILBY	MZ - Chilton Motors	8	18:59.526	1 Lap	20.600	55.09	2:18.528	7

NOT CLASSIFIED

DNF	44		Robert DESSOY	MZ - Eastern Garage Racing	7	14:19.856	2 Laps	1 Lap	63.89	2:00.345	7
DNF	26		Andy HOWLETT	MZ -	5	12:06.352	4 Laps	2 Laps	54.02	2:21.778	5
DNF	38		Chris PETTET	MZ -	4	9:37.314	5 Laps	1 Lap	54.37	2:20.798	4
DNF	55	GPF	Paul TOLAND	Yamaha -	3	6:50.379	6 Laps	1 Lap	57.37	1:57.926	3
DNF	67	GPF	Mark BAILEY	Yamaha - Gforce motorcycles	3	8:54.994	6 Laps	2:04.615	44.00	2:39.181	2
DNF	11	GPF	Gael MACHARD	Aprilia -	2	5:10.499	7 Laps	1 Lap	50.55	2:07.163	2
DNF	30	GPF	Neil HEWSON	Suzuki - The Sun Inn, Pickering	2	5:23.344	7 Laps	12.845	48.54	2:13.611	2
DNF	94		Dan SUTHERLAND	MZ -	1	2:25.905	8 Laps	1 Lap	53.78		
DNF	132	GP	Paul WHITING	Yamaha - John Whiting	1	3:19.931	8 Laps	54.026	39.25		
DNF	9		Gary HOWLETT	MZ - HS Racing	0						

FASTEST LAP

355	GP	Mark ESS	Yamaha - Hi-Lite Signs Ltd	9	1:51.923	70.12 mph	112.84 kph
55	GPF	Paul TOLAND	Yamaha -	3	1:57.926	66.55 mph	107.10 kph
85		Andrew WALES	MZ - Illuminated Design LTD	9	1:58.508	66.22 mph	106.57 kph

Class - 92.5% of Race Speed = 59.81 mph
 Class GP - 92.5% of Race Speed = 59.70 mph
 Class GPF - 92.5% of Race Speed = 56.42 mph

Cadwell Park
 Circuit Length = 2.1800 miles
 Start: 10:35 Flag 10:54 End: 10:56

Weather / Track : Cloudy / Wet
 These results are provisional until the conclusion of any judicial and technical matters.

Clerk Of Course :	Timekeeper :
-------------------	--------------

Results can be found at www.tsl-timing.com

Printed - 10:57 Sunday, 28 April 2019



BMCRC - MRO Championships 2019 - Rnd 3 @ Cadwell Park

Chilton Motors 250 MZs & BMCRC Blue Haze 2-Stroke GP

RACE 2 - LAP CHART

LAP 1 @ 10:38:04.167		
NO	BEHIND	LAP TIME

85		2:07.816
95	0.613	2:08.429
113	4.679	2:12.495
44	4.817	2:12.633
32	7.730	2:15.546
96	10.743	2:18.559
5	13.128	2:20.944
69	15.874	2:23.690
41	16.169	2:23.985
94	18.089	2:25.905
56	18.944	2:26.760
66	21.469	2:29.285
38	24.177	2:31.993
26	25.684	2:33.500
93	26.468	2:34.284
355	45.519	2:53.335
55	46.038	2:53.854
153	47.673	2:55.489
121	49.843	2:57.659
127	50.667	2:58.483
160	52.468	3:00.284
3	52.616	3:00.432
11	55.520	3:03.336
40	55.602	3:03.418
21	57.685	3:05.501
99	59.445	3:07.261
30	1:01.917	3:09.733
169	1:02.466	3:10.282
132	1:12.115	3:19.931
67	1:26.579	3:34.395

LAP 2 @ 10:40:05.848		
NO	BEHIND	LAP TIME

85		2:01.681
95	0.233	2:01.301
44	4.509	2:01.373
113	9.180	2:06.182
32	15.382	2:09.333
96	22.180	2:13.118
69	22.874	2:08.681
5	22.983	2:11.536
41	30.645	2:16.157
56	32.813	2:15.550
66	38.938	2:19.150
355	41.932	1:58.094
55	42.956	1:58.599
38	44.634	2:22.138
153	47.589	2:01.597
26	48.435	2:24.432
93	48.854	2:24.067
121	52.286	2:04.124
3	52.337	2:01.402
127	53.087	2:04.101
160	56.624	2:05.837
40	58.781	2:04.860
11	1:01.002	2:07.163
21	1:05.243	2:09.239
99	1:06.412	2:08.648
169	1:06.626	2:05.841
30	1:13.847	2:13.611

LAP 3 @ 10:42:07.677		
NO	BEHIND	LAP TIME

85		2:01.829
95	0.270	2:01.866
67	1 Lap	2:39.181
44	4.527	2:01.847
113	14.023	2:06.672
32	23.306	2:09.753
69	30.280	2:09.235
5	31.755	2:10.601
96	35.012	2:14.661
355	38.602	1:58.499
55	39.053	1:57.926
56	46.729	2:15.745
41	47.248	2:18.432
153	48.249	2:02.489
3	50.841	2:00.333
121	56.823	2:06.366
127	57.153	2:05.895
66	57.314	2:20.205
40	1:02.522	2:05.570
160	1:03.931	2:09.136
38	1:05.190	2:22.385
26	1:10.875	2:24.269
93	1:11.010	2:23.985
21	1:12.197	2:08.783
99	1:13.034	2:08.451
169	1:23.697	2:18.900

LAP 4 @ 10:44:08.263		
NO	BEHIND	LAP TIME

85		2:00.586
95	0.205	2:00.521
44	5.629	2:01.688
113	20.347	2:06.910
32	32.193	2:09.473
355	34.704	1:56.688
69	40.251	2:10.557
5	41.782	2:10.613
67	1 Lap	2:41.418
96	43.955	2:09.529
153	48.709	2:01.046
3	49.395	1:59.140
56	1:00.218	2:14.075
121	1:00.903	2:04.666
41	1:01.320	2:14.658
127	1:01.464	2:04.897
40	1:04.051	2:02.115
160	1:08.721	2:05.376
66	1:16.902	2:20.174
21	1:21.739	2:10.128
38	1:25.402	2:20.798
99	1:25.457	2:13.009
169	1:26.751	2:03.640
93	1:30.262	2:19.838
26	1:32.662	2:22.373

LAP 5 @ 10:46:09.681		
NO	BEHIND	LAP TIME

85		2:01.418
95	0.378	2:01.591
44	5.440	2:01.229
113	25.176	2:06.247

355	28.733	1:55.447
32	38.344	2:07.569
69	47.672	2:08.839
153	48.007	2:00.716
3	48.682	2:00.705
5	48.731	2:08.367
96	51.852	2:09.315
127	1:04.043	2:03.997
121	1:04.091	2:04.606
40	1:04.948	2:02.315
160	1:12.882	2:05.579
56	1:13.541	2:14.741
41	1:15.121	2:15.219
21	1:28.001	2:07.680
169	1:28.287	2:02.954
66	1:34.964	2:19.480
99	1:35.077	2:11.038
93	1:49.850	2:21.006
26	1:53.022	2:21.778

LAP 6 @ 10:48:09.819		
NO	BEHIND	LAP TIME

85		2:00.138
95	0.110	1:59.870
44	6.043	2:00.741
355	21.620	1:53.025
113	32.259	2:07.221
32	45.924	2:07.718
153	47.272	1:59.403
3	47.843	1:59.299
5	56.285	2:07.692
69	56.645	2:09.111
40	1:05.357	2:00.547
127	1:06.323	2:02.418
121	1:07.207	2:03.254
96	1:10.877	2:19.163
160	1:17.057	2:04.313
56	1:26.943	2:13.540
41	1:28.543	2:13.560
169	1:28.601	2:00.452
21	1:36.415	2:08.552
99	1:41.337	2:06.398
66	1:52.910	2:18.084

LAP 7 @ 10:50:10.401		
NO	BEHIND	LAP TIME

95		2:00.472
85	0.800	2:01.382
44	5.806	2:00.345
93	1 Lap	2:18.642
355	14.406	1:53.368
113	40.311	2:08.634
153	46.706	2:00.016
3	47.874	2:00.613
32	54.544	2:09.202
5	1:02.843	2:07.140
69	1:02.911	2:06.848
40	1:04.452	1:59.677
121	1:07.302	2:00.677
127	1:07.858	2:02.117
160	1:20.094	2:03.619
96	1:24.337	2:14.042
169	1:29.270	2:01.251
56	1:38.030	2:11.669

41	1:40.537	2:12.576
21	1:41.975	2:06.142
99	1:46.191	2:05.436

LAP 8 @ 10:52:09.875		
NO	BEHIND	LAP TIME

95		1:59.474
85	0.628	1:59.302
355	8.739	1:53.807
66	1 Lap	2:17.268
93	1 Lap	2:18.528
153	47.474	2:00.242
113	47.931	2:07.094
3	48.193	1:59.793
32	1:02.838	2:07.768
40	1:04.660	1:59.682
69	1:07.352	2:03.915
5	1:08.740	2:05.371
121	1:08.918	2:01.090
127	1:09.889	2:01.505
160	1:24.740	2:04.120
169	1:29.797	2:00.001
96	1:43.000	2:18.137
21	1:49.584	2:07.083
56	1:50.542	2:11.986
41	1:52.674	2:11.611
99	1:52.818	2:06.101

LAP 9 @ 10:54:08.531		
NO	BEHIND	LAP TIME

95		1:58.656
85	0.480	1:58.508
355	2.006	1:51.923
66	1 Lap	2:15.280
153	46.946	1:58.128
93	1 Lap	2:19.176
3	47.924	1:58.387
113	57.512	2:08.237
40	1:05.618	1:59.614
121	1:10.262	2:00.000
32	1:11.221	2:07.039
127	1:11.463	2:00.230
69	1:13.146	2:04.450
5	1:15.629	2:05.545
160	1:29.729	2:03.645
169	1:30.854	1:59.713
21	1:56.394	2:05.466
56	2:03.472	2:11.586
96	2:04.383	2:20.039
41	2:05.603	2:11.585
99	2:06.825	2:12.663

Cadwell Park

Circuit Length = 2.1800 miles

Start: 10:35 Flag 10:54 End: 10:56

Weather / Track : Cloudy / Wet

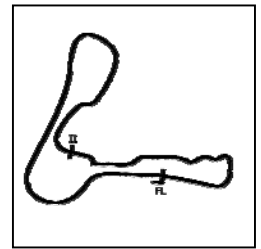
Results can be found at www.tsl-timing.com

Printed - 11:00 Sunday, 28 April 2019

BMCRC - MRO Championships 2019 - Rnd 3 @ Cadwell Park

Chilton Motors 250 MZs & BMCRC Blue Haze 2-Stroke GP

RACE 2 - SECTOR ANALYSIS



SECTOR 1 = FL to I1, SECTOR 2 = I1 to FL, DIFF = Difference To Personal Best Lap, P = Crossed Finish Line in Pit Lane, D = Time Disallowed

P1 95 Christopher ROGERS		MZ - CB Racing				
IDEAL LAP TIME : 1:58.656		BEST LAP TIME : 1:58.656		DIFFERENCE : 0.000		
LAP	SECTOR 1	SECTOR 2	LAP TIME	MPH	DIFF	TIME OF DAY
1 -		50.883	2:08.429	61.10	9.773	10:38:04.780
2 -	1:10.558	50.743	2:01.301	64.69	2.645	10:40:06.081
3 -	1:10.347	51.519	2:01.866	64.39	3.210	10:42:07.947
4 -	1:09.921	50.600	2:00.521	65.11	1.865	10:44:08.468
5 -	1:10.833	50.758	2:01.591	64.54	2.935	10:46:10.059
6 -	1:09.676	50.194	1:59.870 (3)	65.47	1.214	10:48:09.929
7 -	1:11.143	49.329	2:00.472	65.14	1.816	10:50:10.401
8 -	1:09.699	49.775	1:59.474 (2)	65.68	0.818	10:52:09.875
9 -	1:09.348	49.308	1:58.656 (1)	66.14		10:54:08.531

P2 85 Andrew WALES		MZ - Illuminated Design LTD				
IDEAL LAP TIME : 1:58.508		BEST LAP TIME : 1:58.508		DIFFERENCE : 0.000		
LAP	SECTOR 1	SECTOR 2	LAP TIME	MPH	DIFF	TIME OF DAY
1 -		50.935	2:07.816	61.40	9.308	10:38:04.167
2 -	1:10.725	50.956	2:01.681	64.49	3.173	10:40:05.848
3 -	1:10.315	51.514	2:01.829	64.41	3.321	10:42:07.677
4 -	1:09.820	50.766	2:00.586	65.08	2.078	10:44:08.263
5 -	1:10.799	50.619	2:01.418	64.63	2.910	10:46:09.681
6 -	1:09.778	50.360	2:00.138 (3)	65.32	1.630	10:48:09.819
7 -	1:11.632	49.750	2:01.382	64.65	2.874	10:50:11.201
8 -	1:09.520	49.782	1:59.302 (2)	65.78	0.794	10:52:10.503
9 -	1:09.205	49.303	1:58.508 (1)	66.22		10:54:09.011

P3 355 GP Mark ESS		Yamaha - Hi-Lite Signs Ltd				
IDEAL LAP TIME : 1:51.826		BEST LAP TIME : 1:51.923		DIFFERENCE : 0.097		
LAP	SECTOR 1	SECTOR 2	LAP TIME	MPH	DIFF	TIME OF DAY
1 -		50.505	2:53.335	45.27	1:01.412	10:38:49.686
2 -	1:07.266	50.828	1:58.094	66.45	6.171	10:40:47.780
3 -	1:08.503	49.996	1:58.499	66.22	6.576	10:42:46.279
4 -	1:07.174	49.514	1:56.688	67.25	4.765	10:44:42.967
5 -	1:05.990	49.457	1:55.447	67.97	3.524	10:46:38.414
6 -	1:05.092	47.933	1:53.025 (2)	69.43	1.102	10:48:31.439
7 -	1:04.677	48.691	1:53.368 (3)	69.22	1.445	10:50:24.807
8 -	1:05.194	48.613	1:53.807	68.95	1.884	10:52:18.614
9 -	1:04.774	47.149	1:51.923 (1)	70.12		10:54:10.537

P4 153 GP Chris DOWLING		Yamaha -				
IDEAL LAP TIME : 1:58.128		BEST LAP TIME : 1:58.128		DIFFERENCE : 0.000		
LAP	SECTOR 1	SECTOR 2	LAP TIME	MPH	DIFF	TIME OF DAY
1 -		50.822	2:55.489	44.72	57.361	10:38:51.840
2 -	1:09.937	51.660	2:01.597	64.54	3.469	10:40:53.437
3 -	1:11.180	51.309	2:02.489	64.07	4.361	10:42:55.926
4 -	1:09.906	51.140	2:01.046	64.83	2.918	10:44:56.972
5 -	1:09.714	51.002	2:00.716	65.01	2.588	10:46:57.688
6 -	1:08.949	50.454	1:59.403 (2)	65.72	1.275	10:48:57.091
7 -	1:09.090	50.926	2:00.016 (3)	65.39	1.888	10:50:57.107
8 -	1:09.088	51.154	2:00.242	65.26	2.114	10:52:57.349
9 -	1:08.166	49.962	1:58.128 (1)	66.43		10:54:55.477

P5 3 GP Tom BARRETT		Honda - Aspire Classic Restoration				
IDEAL LAP TIME : 1:57.799		BEST LAP TIME : 1:58.387		DIFFERENCE : 0.588		
LAP	SECTOR 1	SECTOR 2	LAP TIME	MPH	DIFF	TIME OF DAY
1 -		51.815	3:00.432	43.49	1:02.045	10:38:56.783
2 -	1:09.184	52.218	2:01.402	64.64	3.015	10:40:58.185
3 -	1:09.874	50.459	2:00.333	65.21	1.946	10:42:58.518
4 -	1:07.692	51.448	1:59.140 (2)	65.87	0.753	10:44:57.658

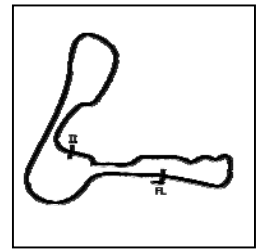
Weather / Track : Cloudy / Wet

Cadwell Park
Circuit Length = 2.1800 miles
Start: 10:35 Flag 10:54 End: 10:56

BMCRC - MRO Championships 2019 - Rnd 3 @ Cadwell Park

Chilton Motors 250 MZs & BMCRC Blue Haze 2-Stroke GP

RACE 2 - SECTOR ANALYSIS



SECTOR 1 = FL to I1, SECTOR 2 = I1 to FL, DIFF = Difference To Personal Best Lap, P = Crossed Finish Line in Pit Lane, D = Time Disallowed

5 -	1:09.579	51.126	2:00.705	65.01	2.318	10:46:58.363
6 -	1:09.162	50.137	1:59.299 (3)	65.78	0.912	10:48:57.662
7 -	1:09.567	51.046	2:00.613	65.06	2.226	10:50:58.275
8 -	1:08.696	51.097	1:59.793	65.51	1.406	10:52:58.068
9 -	1:08.280	50.107	1:58.387 (1)	66.29		10:54:56.455

P6 113		Liam NEWMAN		MZ - Team newman racing		
IDEAL LAP TIME : 2:05.447		BEST LAP TIME : 2:06.182		DIFFERENCE : 0.735		
LAP	SECTOR 1	SECTOR 2	LAP TIME	MPH	DIFF	TIME OF DAY
1 -		52.492	2:12.495	59.23	6.313	10:38:08.846
2 -	1:13.456	52.726	2:06.182 (1)	62.19		10:40:15.028
3 -	1:13.639	53.033	2:06.672 (3)	61.95	0.490	10:42:21.700
4 -	1:13.589	53.321	2:06.910	61.83	0.728	10:44:28.610
5 -	1:14.150	52.097	2:06.247 (2)	62.16	0.065	10:46:34.857
6 -	1:13.350	53.871	2:07.221	61.68	1.039	10:48:42.078
7 -	1:14.563	54.071	2:08.634	61.01	2.452	10:50:50.712
8 -	1:14.042	53.052	2:07.094	61.75	0.912	10:52:57.806
9 -	1:14.366	53.871	2:08.237	61.19	2.055	10:55:06.043

P7 40 GPF		Douglas BEACOCK		Yamaha -		
IDEAL LAP TIME : 1:59.390		BEST LAP TIME : 1:59.614		DIFFERENCE : 0.224		
LAP	SECTOR 1	SECTOR 2	LAP TIME	MPH	DIFF	TIME OF DAY
1 -		52.548	3:03.418	42.78	1:03.804	10:38:59.769
2 -	1:11.245	53.615	2:04.860	62.85	5.246	10:41:04.629
3 -	1:11.684	53.886	2:05.570	62.49	5.956	10:43:10.199
4 -	1:09.920	52.195	2:02.115	64.26	2.501	10:45:12.314
5 -	1:10.150	52.165	2:02.315	64.16	2.701	10:47:14.629
6 -	1:09.142	51.405	2:00.547	65.10	0.933	10:49:15.176
7 -	1:08.263	51.414	1:59.677 (2)	65.57	0.063	10:51:14.853
8 -	1:08.555	51.127	1:59.682 (3)	65.57	0.068	10:53:14.535
9 -	1:08.330	51.284	1:59.614 (1)	65.61		10:55:14.149

P8 121 GPF		Ben HUNTER		Yamaha -		
IDEAL LAP TIME : 2:00.000		BEST LAP TIME : 2:00.000		DIFFERENCE : 0.000		
LAP	SECTOR 1	SECTOR 2	LAP TIME	MPH	DIFF	TIME OF DAY
1 -		51.544	2:57.659	44.17	57.659	10:38:54.010
2 -	1:11.498	52.626	2:04.124	63.22	4.124	10:40:58.134
3 -	1:13.924	52.442	2:06.366	62.10	6.366	10:43:04.500
4 -	1:12.037	52.629	2:04.666	62.95	4.666	10:45:09.166
5 -	1:12.034	52.572	2:04.606	62.98	4.606	10:47:13.772
6 -	1:10.970	52.284	2:03.254	63.67	3.254	10:49:17.026
7 -	1:09.598	51.079	2:00.677 (2)	65.03	0.677	10:51:17.703
8 -	1:10.258	50.832	2:01.090 (3)	64.81	1.090	10:53:18.793
9 -	1:09.384	50.616	2:00.000 (1)	65.40		10:55:18.793

P9 32		John ASHMEAD		MZ -		
IDEAL LAP TIME : 2:06.611		BEST LAP TIME : 2:07.039		DIFFERENCE : 0.428		
LAP	SECTOR 1	SECTOR 2	LAP TIME	MPH	DIFF	TIME OF DAY
1 -		54.343	2:15.546	57.89	8.507	10:38:11.897
2 -	1:14.518	54.815	2:09.333	60.68	2.294	10:40:21.230
3 -	1:14.659	55.094	2:09.753	60.48	2.714	10:42:30.983
4 -	1:14.273	55.200	2:09.473	60.61	2.434	10:44:40.456
5 -	1:13.839	53.730	2:07.569 (2)	61.52	0.530	10:46:48.025
6 -	1:14.301	53.417	2:07.718 (3)	61.44	0.679	10:48:55.743
7 -	1:13.920	55.282	2:09.202	60.74	2.163	10:51:04.945
8 -	1:13.288	54.480	2:07.768	61.42	0.729	10:53:12.713
9 -	1:13.194	53.845	2:07.039 (1)	61.77		10:55:19.752

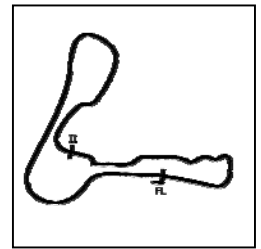
Weather / Track : Cloudy / Wet

Cadwell Park
Circuit Length = 2.1800 miles
Start: 10:35 Flag 10:54 End: 10:56

BMCRC - MRO Championships 2019 - Rnd 3 @ Cadwell Park

Chilton Motors 250 MZs & BMCRC Blue Haze 2-Stroke GP

RACE 2 - SECTOR ANALYSIS



SECTOR 1 = FL to I1, SECTOR 2 = I1 to FL, DIFF = Difference To Personal Best Lap, P = Crossed Finish Line in Pit Lane, D = Time Disallowed

P10 127 GPF Richard HAYWARD			Yamaha - Gforce Motorcycles			
IDEAL LAP TIME : 1:59.764		BEST LAP TIME : 2:00.230		DIFFERENCE : 0.466		
LAP	SECTOR 1	SECTOR 2	LAP TIME	MPH	DIFF	TIME OF DAY
1 -		51.244	2:58.483	43.97	58.253	10:38:54.834
2 -	1:11.777	52.324	2:04.101	63.23	3.871	10:40:58.935
3 -	1:13.546	52.349	2:05.895	62.33	5.665	10:43:04.830
4 -	1:12.266	52.631	2:04.897	62.83	4.667	10:45:09.727
5 -	1:11.842	52.155	2:03.997	63.29	3.767	10:47:13.724
6 -	1:11.384	51.034	2:02.418	64.10	2.188	10:49:16.142
7 -	1:10.653	51.464	2:02.117 (3)	64.26	1.887	10:51:18.259
8 -	1:10.049	51.456	2:01.505 (2)	64.59	1.275	10:53:19.764
9 -	1:10.515	49.715	2:00.230 (1)	65.27		10:55:19.994

P11 69 Alexander MANN			MZ - HS RACING			
IDEAL LAP TIME : 2:03.389		BEST LAP TIME : 2:03.915		DIFFERENCE : 0.526		
LAP	SECTOR 1	SECTOR 2	LAP TIME	MPH	DIFF	TIME OF DAY
1 -		54.935	2:23.690	54.61	19.775	10:38:20.041
2 -	1:15.357	53.324	2:08.681	60.98	4.766	10:40:28.722
3 -	1:15.358	53.877	2:09.235	60.72	5.320	10:42:37.957
4 -	1:16.357	54.200	2:10.557	60.11	6.642	10:44:48.514
5 -	1:15.498	53.341	2:08.839	60.91	4.924	10:46:57.353
6 -	1:14.037	55.074	2:09.111	60.78	5.196	10:49:06.464
7 -	1:13.664	53.184	2:06.848 (3)	61.86	2.933	10:51:13.312
8 -	1:11.999	51.916	2:03.915 (1)	63.33		10:53:17.227
9 -	1:13.060	51.390	2:04.450 (2)	63.06	0.535	10:55:21.677

P12 5 Garry SAMETT			MZ - smallmouse			
IDEAL LAP TIME : 2:05.330		BEST LAP TIME : 2:05.371		DIFFERENCE : 0.041		
LAP	SECTOR 1	SECTOR 2	LAP TIME	MPH	DIFF	TIME OF DAY
1 -		55.740	2:20.944	55.68	15.573	10:38:17.295
2 -	1:16.368	55.168	2:11.536	59.66	6.165	10:40:28.831
3 -	1:15.838	54.763	2:10.601	60.09	5.230	10:42:39.432
4 -	1:15.585	55.028	2:10.613	60.08	5.242	10:44:50.045
5 -	1:14.495	53.872	2:08.367	61.13	2.996	10:46:58.412
6 -	1:13.542	54.150	2:07.692	61.46	2.321	10:49:06.104
7 -	1:12.833	54.307	2:07.140 (3)	61.72	1.769	10:51:13.244
8 -	1:12.430	52.941	2:05.371 (1)	62.59		10:53:18.615
9 -	1:12.389	53.156	2:05.545 (2)	62.51	0.174	10:55:24.160

P13 160 GPF Daniel GOUGH			Yamaha - G Force Motorcycles			
IDEAL LAP TIME : 2:02.737		BEST LAP TIME : 2:03.619		DIFFERENCE : 0.882		
LAP	SECTOR 1	SECTOR 2	LAP TIME	MPH	DIFF	TIME OF DAY
1 -		52.290	3:00.284	43.53	56.665	10:38:56.635
2 -	1:13.713	52.124	2:05.837	62.36	2.218	10:41:02.472
3 -	1:14.737	54.399	2:09.136	60.77	5.517	10:43:11.608
4 -	1:12.860	52.516	2:05.376	62.59	1.757	10:45:16.984
5 -	1:12.618	52.961	2:05.579	62.49	1.960	10:47:22.563
6 -	1:12.880	51.433	2:04.313	63.13	0.694	10:49:26.876
7 -	1:12.464	51.155	2:03.619 (1)	63.48		10:51:30.495
8 -	1:12.147	51.973	2:04.120 (3)	63.22	0.501	10:53:34.615
9 -	1:11.582	52.063	2:03.645 (2)	63.47	0.026	10:55:38.260

P14 169 GP John HOGG			Yamaha -			
IDEAL LAP TIME : 1:59.338		BEST LAP TIME : 1:59.713		DIFFERENCE : 0.375		
LAP	SECTOR 1	SECTOR 2	LAP TIME	MPH	DIFF	TIME OF DAY
1 -		53.493	3:10.282	41.24	1:10.569	10:39:06.633
2 -	1:14.251	51.590	2:05.841	62.36	6.128	10:41:12.474
3 -	1:27.078	51.822	2:18.900	56.50	19.187	10:43:31.374
4 -	1:12.670	50.970	2:03.640	63.47	3.927	10:45:35.014

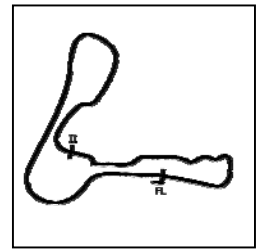
Weather / Track : Cloudy / Wet

Cadwell Park
Circuit Length = 2.1800 miles
Start: 10:35 Flag 10:54 End: 10:56

BMCRC - MRO Championships 2019 - Rnd 3 @ Cadwell Park

Chilton Motors 250 MZs & BMCRC Blue Haze 2-Stroke GP

RACE 2 - SECTOR ANALYSIS



SECTOR 1 = FL to I1, SECTOR 2 = I1 to FL, DIFF = Difference To Personal Best Lap, P = Crossed Finish Line in Pit Lane, D = Time Disallowed

5 -	1:12.600	50.354	2:02.954	63.82	3.241	10:47:37.968
6 -	1:10.618	49.834	2:00.452 (3)	65.15	0.739	10:49:38.420
7 -	1:11.365	49.886	2:01.251	64.72	1.538	10:51:39.671
8 -	1:10.449	49.552	2:00.001 (2)	65.40	0.288	10:53:39.672
9 -	1:09.786	49.927	1:59.713 (1)	65.55		10:55:39.385

P15 21 GP Stuart THURTLE			Honda -			
IDEAL LAP TIME : 2:05.466		BEST LAP TIME : 2:05.466		DIFFERENCE : 0.000		
LAP	SECTOR 1	SECTOR 2	LAP TIME	MPH	DIFF	TIME OF DAY
1 -		53.731	3:05.501	42.30	1:00.035	10:39:01.852
2 -	1:15.074	54.165	2:09.239	60.72	3.773	10:41:11.091
3 -	1:14.392	54.391	2:08.783	60.94	3.317	10:43:19.874
4 -	1:15.774	54.354	2:10.128	60.31	4.662	10:45:30.002
5 -	1:14.136	53.544	2:07.680	61.46	2.214	10:47:37.682
6 -	1:14.372	54.180	2:08.552	61.04	3.086	10:49:46.234
7 -	1:12.813	53.329	2:06.142 (2)	62.21	0.676	10:51:52.376
8 -	1:13.002	54.081	2:07.083 (3)	61.75	1.617	10:53:59.459
9 -	1:12.732	52.734	2:05.466 (1)	62.55		10:56:04.925

P16 56 Russell TURNER			MZ -			
IDEAL LAP TIME : 2:11.357		BEST LAP TIME : 2:11.586		DIFFERENCE : 0.229		
LAP	SECTOR 1	SECTOR 2	LAP TIME	MPH	DIFF	TIME OF DAY
1 -		56.859	2:26.760	53.47	15.174	10:38:23.111
2 -	1:18.262	57.288	2:15.550	57.89	3.964	10:40:38.661
3 -	1:18.894	56.851	2:15.745	57.81	4.159	10:42:54.406
4 -	1:18.217	55.858	2:14.075	58.53	2.489	10:45:08.481
5 -	1:19.619	55.122	2:14.741	58.24	3.155	10:47:23.222
6 -	1:17.040	56.500	2:13.540	58.76	1.954	10:49:36.762
7 -	1:16.843	54.826	2:11.669 (2)	59.60	0.083	10:51:48.431
8 -	1:16.531	55.455	2:11.986 (3)	59.46	0.400	10:54:00.417
9 -	1:16.549	55.037	2:11.586 (1)	59.64		10:56:12.003

P17 96 Chris KENT			MZ - Buxton Powder Coating / Anglesey Motorbike Club			
IDEAL LAP TIME : 2:06.857		BEST LAP TIME : 2:09.315		DIFFERENCE : 2.458		
LAP	SECTOR 1	SECTOR 2	LAP TIME	MPH	DIFF	TIME OF DAY
1 -		53.657	2:18.559	56.64	9.244	10:38:14.910
2 -	1:13.937	59.181	2:13.118 (3)	58.95	3.803	10:40:28.028
3 -	1:15.086	59.575	2:14.661	58.28	5.346	10:42:42.689
4 -	1:14.003	55.526	2:09.529 (2)	60.58	0.214	10:44:52.218
5 -	1:13.200	56.115	2:09.315 (1)	60.68		10:47:01.533
6 -	1:17.239	1:01.924	2:19.163	56.39	9.848	10:49:20.696
7 -	1:16.696	57.346	2:14.042	58.54	4.727	10:51:34.738
8 -	1:15.958	1:02.179	2:18.137	56.81	8.822	10:53:52.875
9 -	1:18.549	1:01.490	2:20.039	56.04	10.724	10:56:12.914

P18 41 Gary WILLIAMS			MZ -			
IDEAL LAP TIME : 2:11.383		BEST LAP TIME : 2:11.585		DIFFERENCE : 0.202		
LAP	SECTOR 1	SECTOR 2	LAP TIME	MPH	DIFF	TIME OF DAY
1 -		57.345	2:23.985	54.50	12.400	10:38:20.336
2 -	1:18.902	57.255	2:16.157	57.63	4.572	10:40:36.493
3 -	1:20.447	57.985	2:18.432	56.69	6.847	10:42:54.925
4 -	1:18.670	55.988	2:14.658	58.28	3.073	10:45:09.583
5 -	1:19.006	56.213	2:15.219	58.03	3.634	10:47:24.802
6 -	1:17.578	55.982	2:13.560	58.76	1.975	10:49:38.362
7 -	1:16.896	55.680	2:12.576 (3)	59.19	0.991	10:51:50.938
8 -	1:16.516	55.095	2:11.611 (2)	59.63	0.026	10:54:02.549
9 -	1:16.718	54.867	2:11.585 (1)	59.64		10:56:14.134

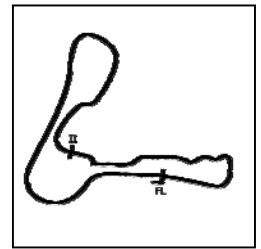
Weather / Track : Cloudy / Wet

Cadwell Park
Circuit Length = 2.1800 miles
Start: 10:35 Flag 10:54 End: 10:56

BMCRC - MRO Championships 2019 - Rnd 3 @ Cadwell Park

Chilton Motors 250 MZs & BMCRC Blue Haze 2-Stroke GP

RACE 2 - SECTOR ANALYSIS



SECTOR 1 = FL to I1, SECTOR 2 = I1 to FL, DIFF = Difference To Personal Best Lap, P = Crossed Finish Line in Pit Lane, D = Time Disallowed

P19 99 GPF Stewart GRICE			Aprilia -			
IDEAL LAP TIME : 2:04.933		BEST LAP TIME : 2:05.436		DIFFERENCE : 0.503		
LAP	SECTOR 1	SECTOR 2	LAP TIME	MPH	DIFF	TIME OF DAY
1 -		53.264	3:07.261	41.90	1:01.825	10:39:03.612
2 -	1:13.895	54.753	2:08.648	61.00	3.212	10:41:12.260
3 -	1:14.713	53.738	2:08.451	61.09	3.015	10:43:20.711
4 -	1:16.798	56.211	2:13.009	59.00	7.573	10:45:33.720
5 -	1:14.747	56.291	2:11.038	59.89	5.602	10:47:44.758
6 -	1:13.561	52.837	2:06.398 (3)	62.09	0.962	10:49:51.156
7 -	1:12.429	53.007	2:05.436 (1)	62.56		10:51:56.592
8 -	1:12.096	54.005	2:06.101 (2)	62.23	0.665	10:54:02.693
9 -	1:14.928	57.735	2:12.663	59.15	7.227	10:56:15.356

P20 66 Mark VINCENT			MZ - Putoline			
IDEAL LAP TIME : 2:15.280		BEST LAP TIME : 2:15.280		DIFFERENCE : 0.000		
LAP	SECTOR 1	SECTOR 2	LAP TIME	MPH	DIFF	TIME OF DAY
1 -		57.176	2:29.285	52.57	14.005	10:38:25.636
2 -	1:21.072	58.078	2:19.150	56.40	3.870	10:40:44.786
3 -	1:22.582	57.623	2:20.205	55.97	4.925	10:43:04.991
4 -	1:22.329	57.845	2:20.174	55.98	4.894	10:45:25.165
5 -	1:22.639	56.841	2:19.480	56.26	4.200	10:47:44.645
6 -	1:21.607	56.477	2:18.084 (3)	56.83	2.804	10:50:02.729
7 -	1:20.802	56.466	2:17.268 (2)	57.17	1.988	10:52:19.997
8 -	1:19.656	55.624	2:15.280 (1)	58.01		10:54:35.277

P21 93 Mike WILBY			MZ - Chilton Motors			
IDEAL LAP TIME : 2:17.998		BEST LAP TIME : 2:18.528		DIFFERENCE : 0.530		
LAP	SECTOR 1	SECTOR 2	LAP TIME	MPH	DIFF	TIME OF DAY
1 -		58.222	2:34.284	50.86	15.756	10:38:30.635
2 -	1:26.227	57.840	2:24.067	54.47	5.539	10:40:54.702
3 -	1:25.645	58.340	2:23.985	54.50	5.457	10:43:18.687
4 -	1:23.695	56.143	2:19.838	56.12	1.310	10:45:38.525
5 -	1:24.177	56.829	2:21.006	55.65	2.478	10:47:59.531
6 -	1:21.855	56.787	2:18.642 (2)	56.60	0.114	10:50:18.173
7 -	1:21.892	56.636	2:18.528 (1)	56.65		10:52:36.701
8 -	1:22.304	56.872	2:19.176 (3)	56.38	0.648	10:54:55.877

P22 44 Robert DESOY			MZ - Eastern Garage Racing			
IDEAL LAP TIME : 2:00.345		BEST LAP TIME : 2:00.345		DIFFERENCE : 0.000		
LAP	SECTOR 1	SECTOR 2	LAP TIME	MPH	DIFF	TIME OF DAY
1 -		51.507	2:12.633	59.17	12.288	10:38:08.984
2 -	1:10.513	50.860	2:01.373	64.66	1.028	10:40:10.357
3 -	1:10.616	51.231	2:01.847	64.40	1.502	10:42:12.204
4 -	1:10.895	50.793	2:01.688	64.49	1.343	10:44:13.892
5 -	1:10.485	50.744	2:01.229 (3)	64.73	0.884	10:46:15.121
6 -	1:10.468	50.273	2:00.741 (2)	64.99	0.396	10:48:15.862
7 -	1:10.115	50.230	2:00.345 (1)	65.21		10:50:16.207

P23 26 Andy HOWLETT			MZ -			
IDEAL LAP TIME : 2:19.734		BEST LAP TIME : 2:21.778		DIFFERENCE : 2.044		
LAP	SECTOR 1	SECTOR 2	LAP TIME	MPH	DIFF	TIME OF DAY
1 -		58.628	2:33.500	51.12	11.722	10:38:29.851
2 -	1:25.276	59.156	2:24.432	54.33	2.654	10:40:54.283
3 -	1:25.352	58.917	2:24.269 (3)	54.39	2.491	10:43:18.552
4 -	1:24.529	57.844	2:22.373 (2)	55.12	0.595	10:45:40.925
5 -	1:23.587	58.191	2:21.778 (1)	55.35		10:48:02.703

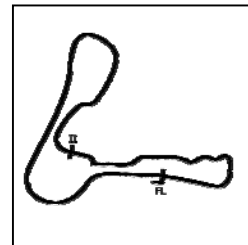
Weather / Track : Cloudy / Wet

Cadwell Park
Circuit Length = 2.1800 miles
Start: 10:35 Flag 10:54 End: 10:56

BMCRC - MRO Championships 2019 - Rnd 3 @ Cadwell Park

Chilton Motors 250 MZs & BMCRC Blue Haze 2-Stroke GP

RACE 2 - SECTOR ANALYSIS



SECTOR 1 = FL to I1, SECTOR 2 = I1 to FL, DIFF = Difference To Personal Best Lap, P = Crossed Finish Line in Pit Lane, D = Time Disallowed

P24 38		Chris PETTET		MZ -		
IDEAL LAP TIME : 2:20.278		BEST LAP TIME : 2:20.798		DIFFERENCE : 0.520		
LAP	SECTOR 1	SECTOR 2	LAP TIME	MPH	DIFF	TIME OF DAY
1 -		59.730	2:31.993	51.63	11.195	10:38:28.344
2 -	1:22.356	59.782	2:22.138 (2)	55.21	1.340	10:40:50.482
3 -	1:23.114	59.271	2:22.385 (3)	55.11	1.587	10:43:12.867
4 -	1:21.852	58.946	2:20.798 (1)	55.73		10:45:33.665

P25 55 GPF		Paul TOLAND		Yamaha -		
IDEAL LAP TIME : 1:57.019		BEST LAP TIME : 1:57.926		DIFFERENCE : 0.907		
LAP	SECTOR 1	SECTOR 2	LAP TIME	MPH	DIFF	TIME OF DAY
1 -		50.409	2:53.854	45.14	55.928	10:38:50.205
2 -	1:07.497	51.102	1:58.599 (2)	66.17	0.673	10:40:48.804
3 -	1:08.404	49.522	1:57.926 (1)	66.55		10:42:46.730

P26 67 GPF		Mark BAILEY		Yamaha - Gforce motorcycles		
IDEAL LAP TIME : 2:36.990		BEST LAP TIME : 2:39.181		DIFFERENCE : 2.191		
LAP	SECTOR 1	SECTOR 2	LAP TIME	MPH	DIFF	TIME OF DAY
1 -		1:04.309	3:34.395	36.60	55.214	10:39:30.746
2 -	1:32.681	1:06.500	2:39.181 (1)	49.30		10:42:09.927
3 -	1:34.121	1:07.297	2:41.418 (2)	48.61	2.237	10:44:51.345

P27 11 GPF		Gael MACHARD		Aprilia -		
IDEAL LAP TIME : 2:06.513		BEST LAP TIME : 2:07.163		DIFFERENCE : 0.650		
LAP	SECTOR 1	SECTOR 2	LAP TIME	MPH	DIFF	TIME OF DAY
1 -		53.436	3:03.336	42.80	56.173	10:38:59.687
2 -	1:13.999	53.164	2:07.163 (1)	61.71		10:41:06.850

P28 30 GPF		Neil HEWSON		Suzuki - The Sun Inn, Pickering		
IDEAL LAP TIME : 2:11.865		BEST LAP TIME : 2:13.611		DIFFERENCE : 1.746		
LAP	SECTOR 1	SECTOR 2	LAP TIME	MPH	DIFF	TIME OF DAY
1 -		54.834	3:09.733	41.36	56.122	10:39:06.084
2 -	1:17.031	56.580	2:13.611 (1)	58.73		10:41:19.695

P29 94		Dan SUTHERLAND		MZ -		
IDEAL LAP TIME : 2:15.113		BEST LAP TIME :		DIFFERENCE :		
LAP	SECTOR 1	SECTOR 2	LAP TIME	MPH	DIFF	TIME OF DAY
1 -		57.484	2:25.905	53.78		10:38:22.256

P30 132 GP		Paul WHITING		Yamaha - John Whiting		
IDEAL LAP TIME : 2:33.682		BEST LAP TIME :		DIFFERENCE :		
LAP	SECTOR 1	SECTOR 2	LAP TIME	MPH	DIFF	TIME OF DAY
1 -		1:00.459	3:19.931	39.25		10:39:16.282

Weather / Track : Cloudy / Wet

Cadwell Park
Circuit Length = 2.1800 miles
Start: 10:35 Flag 10:54 End: 10:56

BMCRC - MRO Championships 2019 - Rnd 3 @ Cadwell Park

Chilton Motors 250 MZs & BMCRC Blue Haze 2-Stroke GP

RACE 2 - BEST SECTORS

SECTOR 1			SECTOR 2			IDEAL / BEST COMPARISON						
POS	NO	NAME	TIME	NO	NAME	TIME	POS	NO	NAME	IDEAL	BEST	DIFF
									PERFECT LAP	1:51.826		
1	355	ESS	1:04.677	355	ESS	47.149	1	355	ESS	1:51.826	1:51.923	0.097
2	55	TOLAND	1:07.497	85	WALES	49.303	2	55	TOLAND	1:57.019	1:57.926	0.907
3	3	BARRETT	1:07.692	95	ROGERS	49.308	3	3	BARRETT	1:57.799	1:58.387	0.588
4	153	DOWLING	1:08.166	55	TOLAND	49.522	4	153	DOWLING	1:58.128	1:58.128	0.000
5	40	BEACOCK	1:08.263	169	HOGG	49.552	5	85	WALES	1:58.508	1:58.508	0.000
6	85	WALES	1:09.205	127	HAYWARD	49.715	6	95	ROGERS	1:58.656	1:58.656	0.000
7	95	ROGERS	1:09.348	153	DOWLING	49.962	7	169	HOGG	1:59.338	1:59.713	0.375
8	121	HUNTER	1:09.384	3	BARRETT	50.107	8	40	BEACOCK	1:59.390	1:59.614	0.224
9	169	HOGG	1:09.786	44	DESSOY	50.230	9	127	HAYWARD	1:59.764	2:00.230	0.466
10	127	HAYWARD	1:10.049	121	HUNTER	50.616	10	121	HUNTER	2:00.000	2:00.000	0.000
11	44	DESSOY	1:10.115	40	BEACOCK	51.127	11	44	DESSOY	2:00.345	2:00.345	0.000
12	160	GOUGH	1:11.582	160	GOUGH	51.155	12	160	GOUGH	2:02.737	2:03.619	0.882
13	69	MANN	1:11.999	69	MANN	51.390	13	69	MANN	2:03.389	2:03.915	0.526
14	99	GRICE	1:12.096	113	NEWMAN	52.097	14	99	GRICE	2:04.933	2:05.436	0.503
15	5	SAMETT	1:12.389	21	THURTL	52.734	15	5	SAMETT	2:05.330	2:05.371	0.041
16	21	THURTL	1:12.732	99	GRICE	52.837	16	113	NEWMAN	2:05.447	2:06.182	0.735
17	32	ASHMEAD	1:13.194	5	SAMETT	52.941	17	21	THURTL	2:05.466	2:05.466	0.000
18	96	KENT	1:13.200	11	MACHARD	53.164	18	11	MACHARD	2:06.513	2:07.163	0.650
19	11	MACHARD	1:13.349	32	ASHMEAD	53.417	19	32	ASHMEAD	2:06.611	2:07.039	0.428
20	113	NEWMAN	1:13.350	96	KENT	53.657	20	96	KENT	2:06.857	2:09.315	2.458
21	41	WILLIAMS	1:16.516	56	TURNER	54.826	21	56	TURNER	2:11.357	2:11.586	0.229
22	56	TURNER	1:16.531	30	HEWSON	54.834	22	41	WILLIAMS	2:11.383	2:11.585	0.202
23	30	HEWSON	1:17.031	41	WILLIAMS	54.867	23	30	HEWSON	2:11.865	2:13.611	1.746
24	94	SUTHERLAND	1:17.629	66	VINCENT	55.624	24	94	SUTHERLAND	2:15.113		
25	66	VINCENT	1:19.656	93	WILBY	56.143	25	66	VINCENT	2:15.280	2:15.280	0.000
26	38	PETTET	1:21.332	94	SUTHERLAND	57.484	26	93	WILBY	2:17.998	2:18.528	0.530
27	93	WILBY	1:21.855	26	HOWLETT	57.844	27	26	HOWLETT	2:19.734	2:21.778	2.044
28	26	HOWLETT	1:21.890	38	PETTET	58.946	28	38	PETTET	2:20.278	2:20.798	0.520
29	67	BAILEY	1:32.681	132	WHITING	1:00.459	29	132	WHITING	2:33.682		
30	132	WHITING	1:33.223	67	BAILEY	1:04.309	30	67	BAILEY	2:36.990	2:39.181	2.191
31												

Weather / Track : Cloudy / Wet

Results can be found at www.tsl-timing.com

Cadwell Park

Circuit Length = 2.1800 miles

Start: 10:35 Flag 10:54 End: 10:56

Printed - 10:59 Sunday, 28 April 2019


BMCRC - MRO Championships 2019 - Rnd 3 @ Cadwell Park

Chilton Motors 250 MZs & BMCRC Blue Haze 2-Stroke GP

RACE 11 - GRID (9 Laps)

ROW 15	43	60	Ian READ	1		1				
ROW 14		40	61	Russell COOK	41	88	Mark EDGE	42	208	Adam NELSON
ROW 13	37	89	Andrew TEMPEST	38	611	Paul WELCH	39	83	Paul GODBOLD	
ROW 12		34	30	2:13.611 Neil HEWSON	35	67	2:39.181 Mark BAILEY	36	132	Paul WHITING
ROW 11	31	99	2:05.436 Stewart GRICE	32	21	2:05.466 Stuart THURTL	33	11	2:07.163 Gael MACHARD	
ROW 10		28	121	2:00.000 Ben HUNTER	29	127	2:00.230 Richard HAYWARD	30	160	2:03.619 Daniel GOUGH
ROW 9	25	3	1:58.387 Tom BARRETT	26	40	1:59.614 Douglas BEACOCK	27	169	1:59.713 John HOGG	
ROW 8		22	355	1:51.923 Mark ESS	23	55	1:57.926 Paul TOLAND	24	153	1:58.128 Chris DOWLING
ROW 7	19			20		21				
ROW 6		16	9	Gary HOWLETT	17	75	Peter WOODALL	18		
ROW 5	13	38	2:20.798 Chris PETTET	14	26	2:21.778 Andy HOWLETT	15	94	Dan SUTHERLAND	
ROW 4		10	56	2:11.586 Russell TURNER	11	66	2:15.280 Mark VINCENT	12	93	2:18.528 Mike WILBY
ROW 3	7	32	2:07.039 John ASHMEAD	8	96	2:09.315 Chris KENT	9	41	2:11.585 Gary WILLIAMS	
ROW 2		4	69	2:03.915 Alexander MANN	5	5	2:05.371 Garry SAMETT	6	113	2:06.182 Liam NEWMAN
ROW 1	1	85	1:58.508 Andrew WALES	2	95	1:58.656 Christopher ROGERS	3	44	2:00.345 Robert DESSOY	

Pole



Cadwell Park
 Circuit Length = 2.1800 miles

These results are provisional until the conclusion of any judicial and technical matters.

Clerk Of Course :	Timekeeper :
-------------------	--------------

Results can be found at www.tsl-timing.com

Printed - 11:07 Sunday, 28 April 2019



BMCRC - MRO Championships 2019 - Rnd 3 @ Cadwell Park

Chilton Motors 250 MZs & BMCRC Blue Haze 2-Stroke GP

RACE 11 - CLASSIFICATION

POS	NO	CL	PIC NAME	ENTRY	LAPS	TIME	GAP	DIFF	MPH	BEST	ON
1	95		1 Christopher ROGERS	MZ - CB Racing	5	9:25.036			69.44	1:50.965	3
2	96		2 Chris KENT	MZ - Buxton Powder Coating / Anglesey Motorbike (5	9:32.513	7.477	7.477	68.54	1:51.715	2
3	44		3 Robert DESSOY	MZ - Eastern Garage Racing	5	9:37.827	12.791	5.314	67.91	1:52.544	2
4	85		4 Andrew WALES	MZ - Illuminated Design LTD	5	9:42.402	17.366	4.575	67.37	1:54.472	5
5	69		5 Alexander MANN	MZ - HS RACING	5	9:43.489	18.453	1.087	67.25	1:54.900	4
6	9		6 Gary HOWLETT	MZ - HS Racing	5	9:51.832	26.796	8.343	66.30	1:55.064	5
7	32		7 John ASHMEAD	MZ -	5	9:53.248	28.212	1.416	66.14	1:54.671	5
8	355	GP	1 Mark ESS	Yamaha - Hi-Lite Signs Ltd	5	9:55.552	30.516	2.304	65.88	1:45.772	4
9	113		8 Liam NEWMAN	MZ - Team newman racing	5	9:58.735	33.699	3.183	65.53	1:57.481	2
10	55	GPF	1 Paul TOLAND	Yamaha -	5	10:03.531	38.495	4.796	65.01	1:48.282	5
11	153	GP	2 Chris DOWLING	Yamaha -	5	10:09.776	44.740	6.245	64.35	1:49.136	4
12	41		9 Gary WILLIAMS	MZ -	5	10:15.367	50.331	5.591	63.76	2:00.750	5
13	169	GP	3 John HOGG	Yamaha -	5	10:18.733	53.697	3.366	63.42	1:50.019	4
14	56		10 Russell TURNER	MZ -	5	10:26.554	1:01.518	7.821	62.62	2:02.845	4
15	121	GPF	2 Ben HUNTER	Yamaha -	5	10:32.114	1:07.078	5.560	62.07	1:54.498	2
16	11	GPF	3 Gael MACHARD	Aprilia -	5	10:32.485	1:07.449	0.371	62.04	1:54.583	5
17	94		11 Dan SUTHERLAND	MZ -	5	10:36.979	1:11.943	4.494	61.60	2:05.271	5
18	127	GPF	4 Richard HAYWARD	Yamaha - Gforce Motorcycles	5	10:37.569	1:12.533	0.590	61.54	1:55.509	5
19	38		12 Chris PETTET	MZ -	5	10:41.347	1:16.311	3.778	61.18	2:05.588	2
20	160	GPF	5 Daniel GOUGH	Yamaha - G Force Motorcycles	5	10:55.927	1:30.891	14.580	59.82	1:57.917	5
21	21	GP	4 Stuart THURTL	Honda -	5	10:57.079	1:32.043	1.152	59.71	1:58.539	5
22	66		13 Mark VINCENT	MZ - Putoline	5	11:00.401	1:35.365	3.322	59.41	2:08.309	2
23	132	GP	5 Paul WHITING	Yamaha - John Whiting	5	11:02.424	1:37.388	2.023	59.23	1:59.700	5
24	99	GPF	6 Stewart GRICE	Aprilia -	5	11:04.106	1:39.070	1.682	59.08	2:00.235	4
25	93		14 Mike WILBY	MZ - Chilton Motors	5	11:16.245	1:51.209	12.139	58.02	2:11.743	3
26	26		15 Andy HOWLETT	MZ -	5	11:29.817	2:04.781	13.572	56.88	2:16.733	2
27	30	GPF	7 Neil HEWSON	Suzuki - The Sun Inn, Pickering	4	9:44.600	1 Lap	1 Lap	53.69	2:06.092	4
28	67	GPF	8 Mark BAILEY	Yamaha - Gforce motorcycles	4	10:31.825	1 Lap	47.225	49.68	2:21.325	3

NOT CLASSIFIED

DNF	5		Garry SAMETT	MZ - smallmouse	0						
-----	---	--	--------------	-----------------	---	--	--	--	--	--	--

FASTEST LAP

355	GP	Mark ESS	Yamaha - Hi-Lite Signs Ltd	4	1:45.772	74.19 mph	119.41 kph
55	GPF	Paul TOLAND	Yamaha -	5	1:48.282	72.47 mph	116.64 kph
95		Christopher ROGERS	MZ - CB Racing	3	1:50.965	70.72 mph	113.82 kph

Class - 92.5% of Race Speed = 64.23 mph

Class GP - 92.5% of Race Speed = 60.93 mph

Class GPF - 92.5% of Race Speed = 60.13 mph

Cadwell Park

Circuit Length = 2.1800 miles

Start: 15:59 Flag 16:09 End: 16:11

Weather / Track : Bright / Dry

These results are provisional until the conclusion of any judicial and technical matters.

Clerk Of Course :	Timekeeper :
-------------------	--------------

Results can be found at www.tsl-timing.com

Printed - 16:11 Sunday, 28 April 2019



BMCRC - MRO Championships 2019 - Rnd 3 @ Cadwell Park

Chilton Motors 250 MZs & BMCRC Blue Haze 2-Stroke GP

RACE 11 - LAP CHART

LAP 1 @ 16:01:50.520			LAP 3 @ 16:05:32.801			LAP 5 @ 16:09:17.446		
NO	BEHIND	LAP TIME	NO	BEHIND	LAP TIME	NO	BEHIND	LAP TIME
95		1:58.110	95		1:50.965	95		1:51.396
96	1.257	1:59.367	67	1 Lap	2:21.759	96	7.477	1:54.829
44	2.385	2:00.495	96	3.292	1:52.601	44	12.791	1:55.637
85	4.313	2:02.423	44	6.752	1:54.104	85	17.366	1:54.472
69	4.883	2:02.993	85	12.330	1:55.264	69	18.453	1:55.193
9	8.045	2:06.155	69	13.005	1:55.158	30	1 Lap	2:06.092
113	8.270	2:06.380	9	20.584	1:56.905	9	26.796	1:55.064
32	8.506	2:06.616	113	21.651	1:58.181	32	28.212	1:54.671
41	11.021	2:09.131	32	21.806	1:59.378	355	30.516	1:47.223
94	15.861	2:13.971	41	32.460	2:02.121	113	33.699	1:58.623
56	16.017	2:14.127	56	40.018	2:02.989	55	38.495	1:48.282
38	17.173	2:15.283	355	42.166	1:48.333	153	44.740	1:50.739
66	19.313	2:17.423	94	45.830	2:06.220	41	50.331	2:00.750
26	22.794	2:20.904	55	46.011	1:49.779	169	53.697	1:52.434
93	26.174	2:24.284	38	47.524	2:07.044	56	1:01.518	2:03.300
55	48.291	2:46.401	153	49.510	1:50.307	67	1 Lap	2:29.432
355	48.951	2:47.061	169	55.889	1:51.513	121	1:07.078	1:54.744
153	50.331	2:48.441	66	56.939	2:11.598	11	1:07.449	1:54.583
121	51.834	2:49.944	121	59.744	1:55.693	94	1:11.943	2:05.271
11	53.288	2:51.398	11	1:00.734	1:54.885	127	1:12.533	1:55.509
127	55.032	2:53.142	127	1:05.758	1:57.159	38	1:16.311	2:06.800
169	55.169	2:53.279	93	1:09.155	2:11.743	160	1:30.891	1:57.917
21	57.620	2:55.730	26	1:14.813	2:17.567	21	1:32.043	1:58.539
160	59.390	2:57.500	21	1:15.606	1:59.875	66	1:35.365	2:10.570
132	1:01.475	2:59.585	160	1:16.093	2:00.196	132	1:37.388	1:59.700
99	1:02.799	3:00.909	132	1:21.488	2:01.059	99	1:39.070	2:00.455
67	1:21.199	3:19.309	99	1:23.025	2:00.747	93	1:51.209	2:13.319
30	1:23.201	3:21.311				26	2:04.781	2:17.156

LAP 2 @ 16:03:41.836			LAP 4 @ 16:07:26.050		
NO	BEHIND	LAP TIME	NO	BEHIND	LAP TIME
95		1:51.316	95		1:53.249
96	1.656	1:51.715	96	4.044	1:54.001
44	3.613	1:52.544	30	1 Lap	2:07.396
85	8.031	1:55.034	44	8.550	1:55.047
69	8.812	1:55.245	85	14.290	1:55.209
32	13.393	1:56.203	69	14.656	1:54.900
113	14.435	1:57.481	9	23.128	1:55.793
9	14.644	1:57.915	32	24.937	1:56.380
41	21.304	2:01.599	113	26.472	1:58.070
56	27.994	2:03.293	67	1 Lap	2:21.325
94	30.575	2:06.030	355	34.689	1:45.772
38	31.445	2:05.588	41	40.977	2:01.766
66	36.306	2:08.309	55	41.609	1:48.847
355	44.798	1:47.163	153	45.397	1:49.136
55	47.197	1:50.222	56	49.614	2:02.845
26	48.211	2:16.733	169	52.659	1:50.019
93	48.377	2:13.519	94	58.068	2:05.487
153	50.168	1:51.153	38	1:00.907	2:06.632
121	55.016	1:54.498	121	1:03.730	1:57.235
169	55.341	1:51.488	11	1:04.262	1:56.777
11	56.814	1:54.842	127	1:08.420	1:55.911
127	59.564	1:55.848	66	1:16.191	2:12.501
21	1:06.696	2:00.392	160	1:24.370	2:01.526
160	1:06.862	1:58.788	21	1:24.900	2:02.543
132	1:11.394	2:01.235	132	1:29.084	2:00.845
99	1:13.243	2:01.760	93	1:29.286	2:13.380
30	1:41.686	2:09.801	99	1:30.011	2:00.235
			26	1:39.021	2:17.457

Weather / Track : Bright / Dry

Cadwell Park

Circuit Length = 2.1800 miles

Start: 15:59 Flag 16:09 End: 16:11

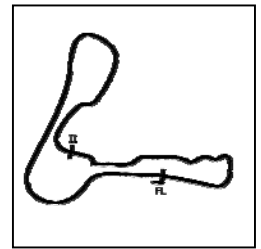
Results can be found at www.tsl-timing.com

Printed - 16:13 Sunday, 28 April 2019

BMCRC - MRO Championships 2019 - Rnd 3 @ Cadwell Park

Chilton Motors 250 MZs & BMCRC Blue Haze 2-Stroke GP

RACE 11 - SECTOR ANALYSIS



SECTOR 1 = FL to I1, SECTOR 2 = I1 to FL, DIFF = Difference To Personal Best Lap, P = Crossed Finish Line in Pit Lane, D = Time Disallowed

P1 95 Christopher ROGERS		MZ - CB Racing				
IDEAL LAP TIME : 1:50.837		BEST LAP TIME : 1:50.965		DIFFERENCE : 0.128		
LAP	SECTOR 1	SECTOR 2	LAP TIME	MPH	DIFF	TIME OF DAY
1 -		46.173	1:58.110	66.44	7.145	16:01:50.520
2 -	1:05.414	45.902	1:51.316 (2)	70.50	0.351	16:03:41.836
3 -	1:04.946	46.019	1:50.965 (1)	70.72		16:05:32.801
4 -	1:05.082	48.167	1:53.249	69.29	2.284	16:07:26.050
5 -	1:04.935	46.461	1:51.396 (3)	70.45	0.431	16:09:17.446

P2 96 Chris KENT		MZ - Buxton Powder Coating / Anglesey Motorbike Club				
IDEAL LAP TIME : 1:51.673		BEST LAP TIME : 1:51.715		DIFFERENCE : 0.042		
LAP	SECTOR 1	SECTOR 2	LAP TIME	MPH	DIFF	TIME OF DAY
1 -		46.671	1:59.367	65.74	7.652	16:01:51.777
2 -	1:05.519	46.196	1:51.715 (1)	70.25		16:03:43.492
3 -	1:05.477	47.124	1:52.601 (2)	69.69	0.886	16:05:36.093
4 -	1:06.422	47.579	1:54.001 (3)	68.84	2.286	16:07:30.094
5 -	1:06.426	48.403	1:54.829	68.34	3.114	16:09:24.923

P3 44 Robert DESSOY		MZ - Eastern Garage Racing				
IDEAL LAP TIME : 1:51.952		BEST LAP TIME : 1:52.544		DIFFERENCE : 0.592		
LAP	SECTOR 1	SECTOR 2	LAP TIME	MPH	DIFF	TIME OF DAY
1 -		46.620	2:00.495	65.13	7.951	16:01:52.905
2 -	1:05.332	47.212	1:52.544 (1)	69.73		16:03:45.449
3 -	1:06.493	47.611	1:54.104 (2)	68.77	1.560	16:05:39.553
4 -	1:06.865	48.182	1:55.047 (3)	68.21	2.503	16:07:34.600
5 -	1:07.927	47.710	1:55.637	67.86	3.093	16:09:30.237

P4 85 Andrew WALES		MZ - Illuminated Design LTD				
IDEAL LAP TIME : 1:54.139		BEST LAP TIME : 1:54.472		DIFFERENCE : 0.333		
LAP	SECTOR 1	SECTOR 2	LAP TIME	MPH	DIFF	TIME OF DAY
1 -		47.928	2:02.423	64.10	7.951	16:01:54.833
2 -	1:07.068	47.966	1:55.034 (2)	68.22	0.562	16:03:49.867
3 -	1:06.782	48.482	1:55.264	68.08	0.792	16:05:45.131
4 -	1:06.747	48.462	1:55.209 (3)	68.12	0.737	16:07:40.340
5 -	1:06.211	48.261	1:54.472 (1)	68.55		16:09:34.812

P5 69 Alexander MANN		MZ - HS RACING				
IDEAL LAP TIME : 1:54.765		BEST LAP TIME : 1:54.900		DIFFERENCE : 0.135		
LAP	SECTOR 1	SECTOR 2	LAP TIME	MPH	DIFF	TIME OF DAY
1 -		48.624	2:02.993	63.80	8.093	16:01:55.403
2 -	1:07.214	48.031	1:55.245	68.09	0.345	16:03:50.648
3 -	1:07.024	48.134	1:55.158 (2)	68.15	0.258	16:05:45.806
4 -	1:06.783	48.117	1:54.900 (1)	68.30		16:07:40.706
5 -	1:06.734	48.459	1:55.193 (3)	68.12	0.293	16:09:35.899

P6 9 Gary HOWLETT		MZ - HS Racing				
IDEAL LAP TIME : 1:55.064		BEST LAP TIME : 1:55.064		DIFFERENCE : 0.000		
LAP	SECTOR 1	SECTOR 2	LAP TIME	MPH	DIFF	TIME OF DAY
1 -		48.764	2:06.155	62.20	11.091	16:01:58.565
2 -	1:10.010	47.905	1:57.915	66.55	2.851	16:03:56.480
3 -	1:08.936	47.969	1:56.905 (3)	67.13	1.841	16:05:53.385
4 -	1:07.486	48.307	1:55.793 (2)	67.77	0.729	16:07:49.178
5 -	1:07.281	47.783	1:55.064 (1)	68.20		16:09:44.242

P7 32 John ASHMEAD		MZ -				
IDEAL LAP TIME : 1:54.671		BEST LAP TIME : 1:54.671		DIFFERENCE : 0.000		
LAP	SECTOR 1	SECTOR 2	LAP TIME	MPH	DIFF	TIME OF DAY
1 -		48.764	2:06.155	62.20	11.091	16:01:58.565
2 -	1:10.010	47.905	1:57.915	66.55	2.851	16:03:56.480
3 -	1:08.936	47.969	1:56.905 (3)	67.13	1.841	16:05:53.385
4 -	1:07.486	48.307	1:55.793 (2)	67.77	0.729	16:07:49.178
5 -	1:07.281	47.783	1:55.064 (1)	68.20		16:09:44.242

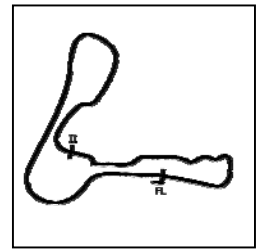
Weather / Track : Bright / Dry

Cadwell Park
Circuit Length = 2.1800 miles
Start: 15:59 Flag 16:09 End: 16:11

BMCRC - MRO Championships 2019 - Rnd 3 @ Cadwell Park

Chilton Motors 250 MZs & BMCRC Blue Haze 2-Stroke GP

RACE 11 - SECTOR ANALYSIS



SECTOR 1 = FL to I1, SECTOR 2 = I1 to FL, DIFF = Difference To Personal Best Lap, P = Crossed Finish Line in Pit Lane, D = Time Disallowed

1 -		48.974	2:06.616	61.98	11.945	16:01:59.026
2 -	1:08.233	47.970	1:56.203 (2)	67.53	1.532	16:03:55.229
3 -	1:10.502	48.876	1:59.378	65.74	4.707	16:05:54.607
4 -	1:08.084	48.296	1:56.380 (3)	67.43	1.709	16:07:50.987
5 -	1:07.400	47.271	1:54.671 (1)	68.43		16:09:45.658

P8 355 GP	Mark ESS	Yamaha - Hi-Lite Signs Ltd				
IDEAL LAP TIME : 1:45.599	BEST LAP TIME : 1:45.772	DIFFERENCE : 0.173				
LAP	SECTOR 1	SECTOR 2	LAP TIME	MPH	DIFF	TIME OF DAY

1 -		46.659	2:47.061	46.97	1:01.289	16:02:39.471
2 -	1:01.353	45.810	1:47.163 (2)	73.23	1.391	16:04:26.634
3 -	1:01.673	46.660	1:48.333	72.44	2.561	16:06:14.967
4 -	1:01.526	44.246	1:45.772 (1)	74.19		16:08:00.739
5 -	1:01.702	45.521	1:47.223 (3)	73.19	1.451	16:09:47.962

P9 113	Liam NEWMAN	MZ - Team newman racing				
IDEAL LAP TIME : 1:56.847	BEST LAP TIME : 1:57.481	DIFFERENCE : 0.634				
LAP	SECTOR 1	SECTOR 2	LAP TIME	MPH	DIFF	TIME OF DAY

1 -		49.597	2:06.380	62.09	8.899	16:01:58.790
2 -	1:09.210	48.271	1:57.481 (1)	66.80		16:03:56.271
3 -	1:09.432	48.749	1:58.181 (3)	66.40	0.700	16:05:54.452
4 -	1:08.576	49.494	1:58.070 (2)	66.46	0.589	16:07:52.522
5 -	1:08.829	49.794	1:58.623	66.15	1.142	16:09:51.145

P10 55 GPF	Paul TOLAND	Yamaha -				
IDEAL LAP TIME : 1:48.108	BEST LAP TIME : 1:48.282	DIFFERENCE : 0.174				
LAP	SECTOR 1	SECTOR 2	LAP TIME	MPH	DIFF	TIME OF DAY

1 -		46.195	2:46.401	47.16	58.119	16:02:38.811
2 -	1:03.193	47.029	1:50.222	71.20	1.940	16:04:29.033
3 -	1:04.041	45.738	1:49.779 (3)	71.48	1.497	16:06:18.812
4 -	1:03.575	45.272	1:48.847 (2)	72.10	0.565	16:08:07.659
5 -	1:02.836	45.446	1:48.282 (1)	72.47		16:09:55.941

P11 153 GP	Chris DOWLING	Yamaha -				
IDEAL LAP TIME : 1:49.097	BEST LAP TIME : 1:49.136	DIFFERENCE : 0.039				
LAP	SECTOR 1	SECTOR 2	LAP TIME	MPH	DIFF	TIME OF DAY

1 -		47.360	2:48.441	46.59	59.305	16:02:40.851
2 -	1:05.119	46.034	1:51.153	70.60	2.017	16:04:32.004
3 -	1:04.167	46.140	1:50.307 (2)	71.14	1.171	16:06:22.311
4 -	1:03.063	46.073	1:49.136 (1)	71.91		16:08:11.447
5 -	1:04.632	46.107	1:50.739 (3)	70.86	1.603	16:10:02.186

P12 41	Gary WILLIAMS	MZ -				
IDEAL LAP TIME : 2:00.750	BEST LAP TIME : 2:00.750	DIFFERENCE : 0.000				
LAP	SECTOR 1	SECTOR 2	LAP TIME	MPH	DIFF	TIME OF DAY

1 -		50.614	2:09.131	60.77	8.381	16:02:01.541
2 -	1:11.226	50.373	2:01.599 (2)	64.54	0.849	16:04:03.140
3 -	1:11.395	50.726	2:02.121	64.26	1.371	16:06:05.261
4 -	1:11.376	50.390	2:01.766 (3)	64.45	1.016	16:08:07.027
5 -	1:11.001	49.749	2:00.750 (1)	64.99		16:10:07.777

P13 169 GP	John HOGG	Yamaha -				
IDEAL LAP TIME : 1:50.019	BEST LAP TIME : 1:50.019	DIFFERENCE : 0.000				
LAP	SECTOR 1	SECTOR 2	LAP TIME	MPH	DIFF	TIME OF DAY

1 -		48.875	2:53.279	45.29	1:03.260	16:02:45.689
2 -	1:05.072	46.416	1:51.488 (2)	70.39	1.469	16:04:37.177
3 -	1:05.353	46.160	1:51.513 (3)	70.37	1.494	16:06:28.690
4 -	1:04.656	45.363	1:50.019 (1)	71.33		16:08:18.709

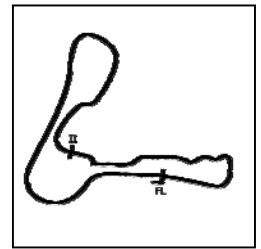
Weather / Track : Bright / Dry

Cadwell Park
Circuit Length = 2.1800 miles
Start: 15:59 Flag 16:09 End: 16:11

BMCRC - MRO Championships 2019 - Rnd 3 @ Cadwell Park

Chilton Motors 250 MZs & BMCRC Blue Haze 2-Stroke GP

RACE 11 - SECTOR ANALYSIS



SECTOR 1 = FL to I1, SECTOR 2 = I1 to FL, DIFF = Difference To Personal Best Lap, P = Crossed Finish Line in Pit Lane, D = Time Disallowed

5 - 1:05.622 46.812 1:52.434 69.80 2.415 16:10:11.143

P14	56	Russell TURNER	MZ -
IDEAL LAP TIME : 2:02.041		BEST LAP TIME : 2:02.845	DIFFERENCE : 0.804

LAP	SECTOR 1	SECTOR 2	LAP TIME	MPH	DIFF	TIME OF DAY
1 -		52.227	2:14.127	58.51	11.282	16:02:06.537
2 -	1:12.492	50.801	2:03.293 (3)	63.65	0.448	16:04:09.830
3 -	1:12.185	50.804	2:02.989 (2)	63.81	0.144	16:06:12.819
4 -	1:12.233	50.612	2:02.845 (1)	63.88		16:08:15.664
5 -	1:11.429	51.871	2:03.300	63.65	0.455	16:10:18.964

P15	121 GPF	Ben HUNTER	Yamaha -
IDEAL LAP TIME : 1:54.207		BEST LAP TIME : 1:54.498	DIFFERENCE : 0.291

LAP	SECTOR 1	SECTOR 2	LAP TIME	MPH	DIFF	TIME OF DAY
1 -		48.402	2:49.944	46.18	55.446	16:02:42.354
2 -	1:06.086	48.412	1:54.498 (1)	68.54		16:04:36.852
3 -	1:07.243	48.450	1:55.693 (3)	67.83	1.195	16:06:32.545
4 -	1:08.372	48.863	1:57.235	66.94	2.737	16:08:29.780
5 -	1:06.623	48.121	1:54.744 (2)	68.39	0.246	16:10:24.524

P16	11 GPF	Gael MACHARD	Aprilia -
IDEAL LAP TIME : 1:53.939		BEST LAP TIME : 1:54.583	DIFFERENCE : 0.644

LAP	SECTOR 1	SECTOR 2	LAP TIME	MPH	DIFF	TIME OF DAY
1 -		48.260	2:51.398	45.78	56.815	16:02:43.808
2 -	1:06.755	48.087	1:54.842 (2)	68.33	0.259	16:04:38.650
3 -	1:06.025	48.860	1:54.885 (3)	68.31	0.302	16:06:33.535
4 -	1:07.834	48.943	1:56.777	67.20	2.194	16:08:30.312
5 -	1:06.669	47.914	1:54.583 (1)	68.49		16:10:24.895

P17	94	Dan SUTHERLAND	MZ -
IDEAL LAP TIME : 2:05.255		BEST LAP TIME : 2:05.271	DIFFERENCE : 0.016

LAP	SECTOR 1	SECTOR 2	LAP TIME	MPH	DIFF	TIME OF DAY
1 -		52.402	2:13.971	58.57	8.700	16:02:06.381
2 -	1:13.316	52.714	2:06.030 (3)	62.27	0.759	16:04:12.411
3 -	1:14.156	52.064	2:06.220	62.17	0.949	16:06:18.631
4 -	1:13.416	52.071	2:05.487 (2)	62.54	0.216	16:08:24.118
5 -	1:13.332	51.939	2:05.271 (1)	62.64		16:10:29.389

P18	127 GPF	Richard HAYWARD	Yamaha - Gforce Motorcycles
IDEAL LAP TIME : 1:54.860		BEST LAP TIME : 1:55.509	DIFFERENCE : 0.649

LAP	SECTOR 1	SECTOR 2	LAP TIME	MPH	DIFF	TIME OF DAY
1 -		48.964	2:53.142	45.32	57.633	16:02:45.552
2 -	1:07.580	48.268	1:55.848 (2)	67.74	0.339	16:04:41.400
3 -	1:08.401	48.758	1:57.159	66.98	1.650	16:06:38.559
4 -	1:08.205	47.706	1:55.911 (3)	67.70	0.402	16:08:34.470
5 -	1:07.154	48.355	1:55.509 (1)	67.94		16:10:29.979

P19	38	Chris PETTET	MZ -
IDEAL LAP TIME : 2:05.588		BEST LAP TIME : 2:05.588	DIFFERENCE : 0.000

LAP	SECTOR 1	SECTOR 2	LAP TIME	MPH	DIFF	TIME OF DAY
1 -		52.874	2:15.283	58.01	9.695	16:02:07.693
2 -	1:13.231	52.357	2:05.588 (1)	62.49		16:04:13.281
3 -	1:14.228	52.816	2:07.044	61.77	1.456	16:06:20.325
4 -	1:13.492	53.140	2:06.632 (2)	61.97	1.044	16:08:26.957
5 -	1:13.865	52.935	2:06.800 (3)	61.89	1.212	16:10:33.757

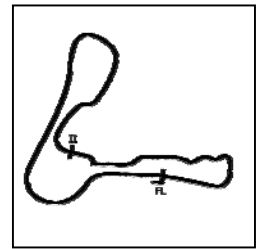
Weather / Track : Bright / Dry

Cadwell Park
Circuit Length = 2.1800 miles
Start: 15:59 Flag 16:09 End: 16:11

BMCRC - MRO Championships 2019 - Rnd 3 @ Cadwell Park

Chilton Motors 250 MZs & BMCRC Blue Haze 2-Stroke GP

RACE 11 - SECTOR ANALYSIS



SECTOR 1 = FL to I1, SECTOR 2 = I1 to FL, DIFF = Difference To Personal Best Lap, P = Crossed Finish Line in Pit Lane, D = Time Disallowed

P20 160 GPF Daniel GOUGH			Yamaha - G Force Motorcycles			
IDEAL LAP TIME : 1:57.917		BEST LAP TIME : 1:57.917		DIFFERENCE : 0.000		
LAP	SECTOR 1	SECTOR 2	LAP TIME	MPH	DIFF	TIME OF DAY
1 -		51.370	2:57.500	44.21	59.583	16:02:49.910
2 -	1:09.030	49.758	1:58.788 (2)	66.06	0.871	16:04:48.698
3 -	1:09.189	51.007	2:00.196 (3)	65.29	2.279	16:06:48.894
4 -	1:10.225	51.301	2:01.526	64.57	3.609	16:08:50.420
5 -	1:08.178	49.739	1:57.917 (1)	66.55		16:10:48.337

P21 21 GP Stuart THURTLÉ			Honda -			
IDEAL LAP TIME : 1:58.539		BEST LAP TIME : 1:58.539		DIFFERENCE : 0.000		
LAP	SECTOR 1	SECTOR 2	LAP TIME	MPH	DIFF	TIME OF DAY
1 -		50.744	2:55.730	44.65	57.191	16:02:48.140
2 -	1:09.749	50.643	2:00.392 (3)	65.18	1.853	16:04:48.532
3 -	1:09.117	50.758	1:59.875 (2)	65.46	1.336	16:06:48.407
4 -	1:10.510	52.033	2:02.543	64.04	4.004	16:08:50.950
5 -	1:08.329	50.210	1:58.539 (1)	66.20		16:10:49.489

P22 66 Mark VINCENT			MZ - Putoline			
IDEAL LAP TIME : 2:07.718		BEST LAP TIME : 2:08.309		DIFFERENCE : 0.591		
LAP	SECTOR 1	SECTOR 2	LAP TIME	MPH	DIFF	TIME OF DAY
1 -		53.391	2:17.423	57.10	9.114	16:02:09.833
2 -	1:14.327	53.982	2:08.309 (1)	61.16		16:04:18.142
3 -	1:17.202	54.396	2:11.598 (3)	59.63	3.289	16:06:29.740
4 -	1:17.376	55.125	2:12.501	59.23	4.192	16:08:42.241
5 -	1:16.374	54.196	2:10.570 (2)	60.10	2.261	16:10:52.811

P23 132 GP Paul WHITING			Yamaha - John Whiting			
IDEAL LAP TIME : 1:59.523		BEST LAP TIME : 1:59.700		DIFFERENCE : 0.177		
LAP	SECTOR 1	SECTOR 2	LAP TIME	MPH	DIFF	TIME OF DAY
1 -		51.453	2:59.585	43.70	59.885	16:02:51.995
2 -	1:11.113	50.122	2:01.235	64.73	1.535	16:04:53.230
3 -	1:10.296	50.763	2:01.059 (3)	64.82	1.359	16:06:54.289
4 -	1:09.825	51.020	2:00.845 (2)	64.94	1.145	16:08:55.134
5 -	1:10.002	49.698	1:59.700 (1)	65.56		16:10:54.834

P24 99 GPF Stewart GRICE			Aprilia -			
IDEAL LAP TIME : 1:59.974		BEST LAP TIME : 2:00.235		DIFFERENCE : 0.261		
LAP	SECTOR 1	SECTOR 2	LAP TIME	MPH	DIFF	TIME OF DAY
1 -		51.709	3:00.909	43.38	1:00.674	16:02:53.319
2 -	1:11.439	50.321	2:01.760	64.45	1.525	16:04:55.079
3 -	1:10.041	50.706	2:00.747 (3)	64.99	0.512	16:06:55.826
4 -	1:10.302	49.933	2:00.235 (1)	65.27		16:08:56.061
5 -	1:10.228	50.227	2:00.455 (2)	65.15	0.220	16:10:56.516

P25 93 Mike WILBY			MZ - Chilton Motors			
IDEAL LAP TIME : 2:11.710		BEST LAP TIME : 2:11.743		DIFFERENCE : 0.033		
LAP	SECTOR 1	SECTOR 2	LAP TIME	MPH	DIFF	TIME OF DAY
1 -		54.609	2:24.284	54.39	12.541	16:02:16.694
2 -	1:18.161	55.358	2:13.519	58.77	1.776	16:04:30.213
3 -	1:18.194	53.549	2:11.743 (1)	59.57		16:06:41.956
4 -	1:18.894	54.486	2:13.380 (3)	58.83	1.637	16:08:55.336
5 -	1:18.957	54.362	2:13.319 (2)	58.86	1.576	16:11:08.655

P26 26 Andy HOWLETT			MZ -			
IDEAL LAP TIME : 2:14.769		BEST LAP TIME : 2:16.733		DIFFERENCE : 1.964		
LAP	SECTOR 1	SECTOR 2	LAP TIME	MPH	DIFF	TIME OF DAY

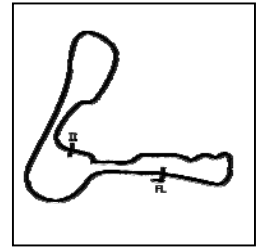
Weather / Track : Bright / Dry

Cadwell Park
Circuit Length = 2.1800 miles
Start: 15:59 Flag 16:09 End: 16:11

BMCRC - MRO Championships 2019 - Rnd 3 @ Cadwell Park

Chilton Motors 250 MZs & BMCRC Blue Haze 2-Stroke GP

RACE 11 - SECTOR ANALYSIS



SECTOR 1 = FL to I1, SECTOR 2 = I1 to FL, DIFF = Difference To Personal Best Lap, P = Crossed Finish Line in Pit Lane, D = Time Disallowed

1 -		54.949	2:20.904	55.69	4.171	16:02:13.314
2 -	1:20.856	55.877	2:16.733 (1)	57.39		16:04:30.047
3 -	1:19.820	57.747	2:17.567	57.04	0.834	16:06:47.614
4 -	1:20.713	56.744	2:17.457 (3)	57.09	0.724	16:09:05.071
5 -	1:21.643	55.513	2:17.156 (2)	57.22	0.423	16:11:22.227

P27 30 GPF Neil HEWSON

Suzuki - The Sun Inn, Pickering

IDEAL LAP TIME : 2:05.213 BEST LAP TIME : 2:06.092 DIFFERENCE : 0.879

LAP	SECTOR 1	SECTOR 2	LAP TIME	MPH	DIFF	TIME OF DAY
1 -		1:14.172	3:21.311	38.98	1:15.219	16:03:13.721
2 -	1:15.010	54.791	2:09.801 (3)	60.46	3.709	16:05:23.522
3 -	1:11.669	55.727	2:07.396 (2)	61.60	1.304	16:07:30.918
4 -	1:12.548	53.544	2:06.092 (1)	62.24		16:09:37.010

P28 67 GPF Mark BAILEY

Yamaha - Gforce motorcycles

IDEAL LAP TIME : 2:20.591 BEST LAP TIME : 2:21.325 DIFFERENCE : 0.734

LAP	SECTOR 1	SECTOR 2	LAP TIME	MPH	DIFF	TIME OF DAY
1 -		58.788	3:19.309	39.37	57.984	16:03:11.719
2 -	1:23.283	58.476	2:21.759 (2)	55.36	0.434	16:05:33.478
3 -	1:24.017	57.308	2:21.325 (1)	55.53		16:07:54.803
4 -	1:30.591	58.841	2:29.432 (3)	52.51	8.107	16:10:24.235

BMCRC - MRO Championships 2019 - Rnd 3 @ Cadwell Park

Chilton Motors 250 MZs & BMCRC Blue Haze 2-Stroke GP

RACE 11 - BEST SECTORS

		SECTOR 1		SECTOR 2		IDEAL / BEST COMPARISON			
POS	NO NAME	TIME	NO NAME	TIME	POS	NO NAME	IDEAL	BEST	DIFF
							PERFECT LAP	1:45.599	
1	355 ESS	1:01.353	355 ESS	44.246	1	355 ESS	1:45.599	1:45.772	0.173
2	55 TOLAND	1:02.836	55 TOLAND	45.272	2	55 TOLAND	1:48.108	1:48.282	0.174
3	153 DOWLING	1:03.063	169 HOGG	45.363	3	153 DOWLING	1:49.097	1:49.136	0.039
4	169 HOGG	1:04.656	95 ROGERS	45.902	4	169 HOGG	1:50.019	1:50.019	0.000
5	95 ROGERS	1:04.935	153 DOWLING	46.034	5	95 ROGERS	1:50.837	1:50.965	0.128
6	44 DESSOY	1:05.332	96 KENT	46.196	6	96 KENT	1:51.673	1:51.715	0.042
7	96 KENT	1:05.477	44 DESSOY	46.620	7	44 DESSOY	1:51.952	1:52.544	0.592
8	11 MACHARD	1:06.025	32 ASHMEAD	47.271	8	11 MACHARD	1:53.939	1:54.583	0.644
9	121 HUNTER	1:06.086	127 HAYWARD	47.706	9	85 WALES	1:54.139	1:54.472	0.333
10	85 WALES	1:06.211	9 HOWLETT	47.783	10	121 HUNTER	1:54.207	1:54.498	0.291
11	69 MANN	1:06.734	11 MACHARD	47.914	11	32 ASHMEAD	1:54.671	1:54.671	0.000
12	127 HAYWARD	1:07.154	85 WALES	47.928	12	69 MANN	1:54.765	1:54.900	0.135
13	9 HOWLETT	1:07.281	69 MANN	48.031	13	127 HAYWARD	1:54.860	1:55.509	0.649
14	32 ASHMEAD	1:07.400	121 HUNTER	48.121	14	9 HOWLETT	1:55.064	1:55.064	0.000
15	160 GOUGH	1:08.178	113 NEWMAN	48.271	15	113 NEWMAN	1:56.847	1:57.481	0.634
16	21 THURTLÉ	1:08.329	132 WHITING	49.698	16	160 GOUGH	1:57.917	1:57.917	0.000
17	113 NEWMAN	1:08.576	160 GOUGH	49.739	17	21 THURTLÉ	1:58.539	1:58.539	0.000
18	132 WHITING	1:09.825	41 WILLIAMS	49.749	18	132 WHITING	1:59.523	1:59.700	0.177
19	99 GRICE	1:10.041	99 GRICE	49.933	19	99 GRICE	1:59.974	2:00.235	0.261
20	41 WILLIAMS	1:11.001	21 THURTLÉ	50.210	20	41 WILLIAMS	2:00.750	2:00.750	0.000
21	56 TURNER	1:11.429	56 TURNER	50.612	21	56 TURNER	2:02.041	2:02.845	0.804
22	30 HEWSON	1:11.669	94 SUTHERLAND	51.939	22	30 HEWSON	2:05.213	2:06.092	0.879
23	38 PETTET	1:13.231	38 PETTET	52.357	23	94 SUTHERLAND	2:05.255	2:05.271	0.016
24	94 SUTHERLAND	1:13.316	66 VINCENT	53.391	24	38 PETTET	2:05.588	2:05.588	0.000
25	66 VINCENT	1:14.327	30 HEWSON	53.544	25	66 VINCENT	2:07.718	2:08.309	0.591
26	93 WILBY	1:18.161	93 WILBY	53.549	26	93 WILBY	2:11.710	2:11.743	0.033
27	26 HOWLETT	1:19.820	26 HOWLETT	54.949	27	26 HOWLETT	2:14.769	2:16.733	1.964
28	67 BAILEY	1:23.283	67 BAILEY	57.308	28	67 BAILEY	2:20.591	2:21.325	0.734
29									

Weather / Track : Bright / Dry

Results can be found at www.tsl-timing.com

Cadwell Park
Circuit Length = 2.1800 miles
Start: 15:59 Flag 16:09 End: 16:11

Printed - 16:12 Sunday, 28 April 2019

BMCRC-MRO Championships 2019



EDIASIA FORMULA 400

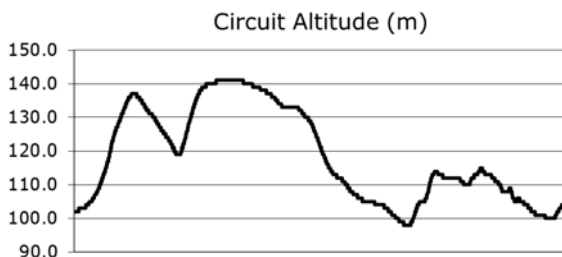
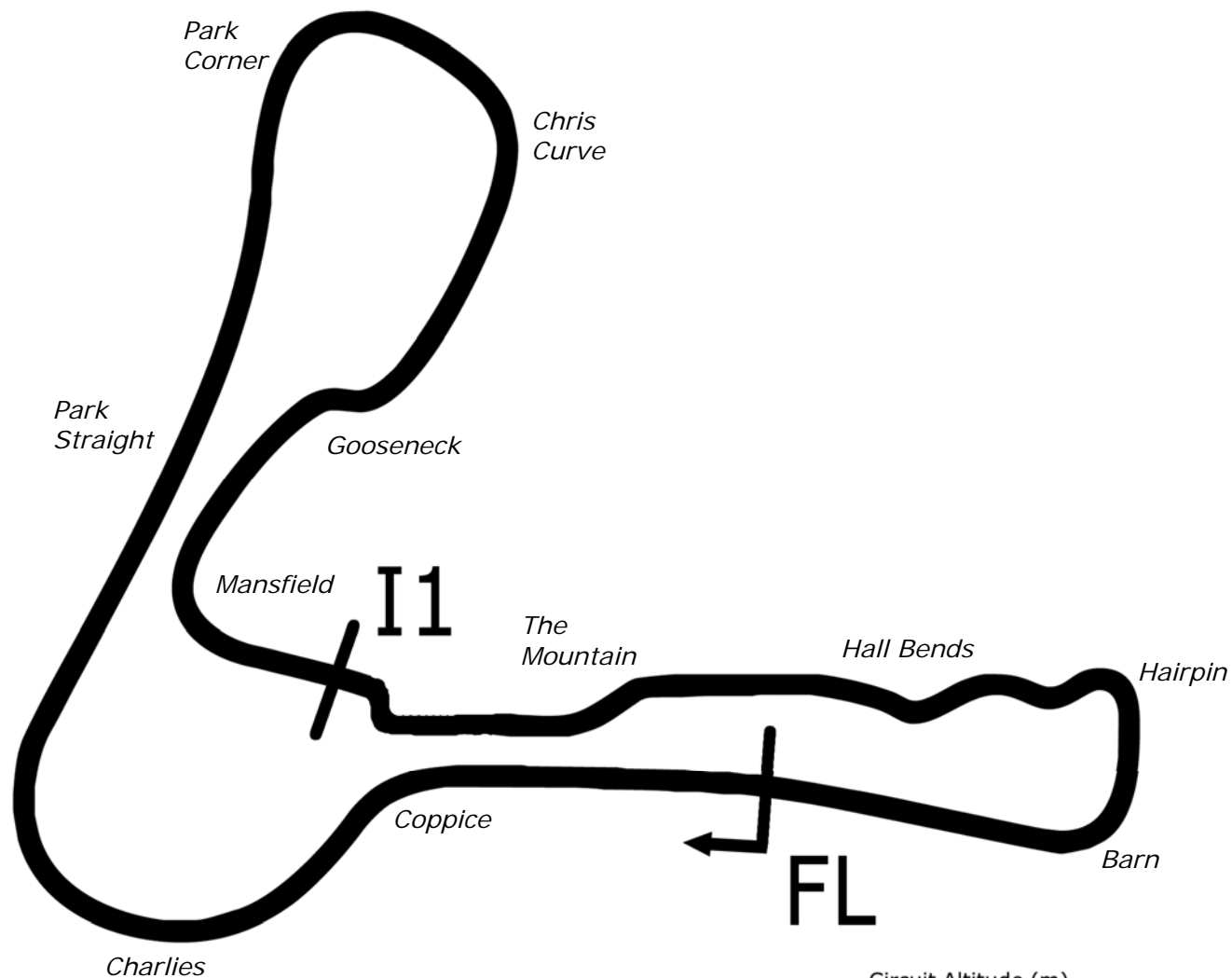
Cadwell Park Circuit

27th / 28th April 2019



Results Provided by Timing Solutions Ltd
www.tsl-timing.com

Cadwell Park



Length	2.1800 miles	3508.4 m	
FL		53.31024 N	0.05940 W
I1	2330m	53.30708 N	0.06270 W
Pit Entry	3472m	53.31103 N	0.05889 W
Pit Exit	0m after FL	53.31030 N	0.05940 W
Pit Entry-Pit Exit 92m, 5.5s @60kph, 4.1s @80kph			

All results available at www.tsl-timing.com

BMCRC - MRO Championships 2019 - Rnd 3 @ Cadwell Park



EDlasia Formula 400

QUALIFYING - CLASSIFICATION

POS	NO	CL	PIC NAME	ENTRY	TIME	ON	LAPS	GAP	DIFF	MPH
1	126		1 Glynn DAVIES	Kawasaki -	1:52.261	4	5			69.90
2	12		2 Grant WALDER	Kawasaki - Fins Motorcycles	1:55.947	7	7	3.686	3.686	67.68
3	86		3 Mathew SCOTT	Kawasaki - Dynotech Performance	1:57.114	6	6	4.853	1.167	67.01
4	135		4 Daniel INGHAM	Honda - Derek Jones Butchers	1:57.696	6	6	5.435	0.582	66.68
5	22		5 Dave HARVIEK	Kawasaki - NW Roofing London Ltd	1:57.966	5	7	5.705	0.270	66.52
6	183		6 Pete GIBSON	Honda -	1:59.514	6	6	7.253	1.548	65.66
7	85		7 James ROBINSON	Kawasaki - claire palastanga ceramics	1:59.744	5	6	7.483	0.230	65.54
8	48		8 Richie WELSH	Yamaha - EDEN'S EXPERIENCES/PETER FLEMING	2:00.691	6	7	8.430	0.947	65.02
9	35	S	1 Sam DIGBY-BAKER	Kawasaki -	2:02.024	5	5	9.763	1.333	64.31
10	55	S	2 Nick COOPER	Honda - Skint Racing - Wemoto.com	2:04.927	6	6	12.666	2.903	62.82
11	221		9 Ricky MCGOVERN	Honda -	2:05.047	6	6	12.786	0.120	62.76
12	127		10 Adam GREEN	Kawasaki - Royal Air Force Motorsport Association	2:05.211	6	6	12.950	0.164	62.67
13	101	S	3 Andrew DAVIES	Yamaha - GIBSON EXHAUSTS	2:05.233	6	6	12.972	0.022	62.66
14	47		11 Allan CLARK	Kawasaki - A Clark & Sons Builders	2:06.135	6	6	13.874	0.902	62.21
15	9	S	4 Karl COONEY	Kawasaki - Ediasia	2:06.607	2	2	14.346	0.472	61.98
16	13	S	5 Doug EDMONDSON	Yamaha - Martin Johnson Exhausts	2:11.386	3	3	19.125	4.779	59.73
17	97	S/R	1 Nicholas TAIG	Honda - Mantis Motorsports	2:15.667	5	5	23.406	4.281	57.84
18	63		12 Daniel HARDY	Kawasaki -	2:16.419	5	6	24.158	0.752	57.52
19	74	R	1 David BOWLER	Honda -	2:17.186	6	6	24.925	0.767	57.20
20	71	S	6 Ben BURNAL	Honda - Violent running syndicate	2:19.916	2	4	27.655	2.730	56.09
21	90	S	7 Steve RAPA	Honda - David Simon Tuning	2:24.056	2	5	31.795	4.140	54.47
22	125	S	8 Ben MILES	Yamaha - Allspeed			0			

Weather / Track : Cloudy / Drying

These results are provisional until the conclusion of any judicial and technical matters.

Cadwell Park

Circuit Length = 2.1800 miles

Start: 10:06 Flag 10:19 End: 10:22

Clerk Of Course :

Timekeeper :

Results can be found at www.tsl-timing.com

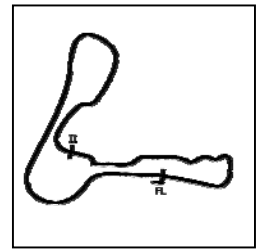
Printed - 10:23 Saturday, 27 April 2019



BMCRC - MRO Championships 2019 - Rnd 3 @ Cadwell Park

EDlasia Formula 400

QUALIFYING - SECTOR ANALYSIS



SECTOR 1 = FL to I1, SECTOR 2 = I1 to FL, DIFF = Difference To Personal Best Lap, P = Crossed Finish Line in Pit Lane, D = Time Disallowed

P1 126		Glynn DAVIES		Kawasaki -		
IDEAL LAP TIME : 1:51.922		BEST LAP TIME : 1:52.261		DIFFERENCE : 0.339		
LAP	SECTOR 1	SECTOR 2	LAP TIME	MPH	DIFF	TIME OF DAY
1 -	1:11.153	49.594	2:00.747	64.99	8.486	10:09:30.577
2 -	1:06.258	49.336	1:55.594	67.89	3.333	10:11:26.171
3 -	1:05.781	47.580	1:53.361 (2)	69.23	1.100	10:13:19.532
4 -	1:05.061	47.200	1:52.261 (1)	69.90		10:15:11.793
5 -	1:06.782	47.460	1:54.242 (3)	68.69	1.981	10:17:06.035

P2 12		Grant WALDER		Kawasaki - Fins Motorcycles		
IDEAL LAP TIME : 1:55.947		BEST LAP TIME : 1:55.947		DIFFERENCE : 0.000		
LAP	SECTOR 1	SECTOR 2	LAP TIME	MPH	DIFF	TIME OF DAY
1 -	1:11.805	52.410	2:04.215	63.18	8.268	10:09:30.445
2 -	1:10.626	50.668	2:01.294	64.70	5.347	10:11:31.739
3 -	1:09.339	50.655	1:59.994	65.40	4.047	10:13:31.733
4 -	1:10.124	50.594	2:00.718	65.01	4.771	10:15:32.451
5 -	1:09.051	49.617	1:58.668 (2)	66.13	2.721	10:17:31.119
6 -	1:09.382	49.949	1:59.331 (3)	65.76	3.384	10:19:30.450
7 -	1:07.115	48.832	1:55.947 (1)	67.68		10:21:26.397

P3 86		Mathew SCOTT		Kawasaki - Dynotech Performance		
IDEAL LAP TIME : 1:57.114		BEST LAP TIME : 1:57.114		DIFFERENCE : 0.000		
LAP	SECTOR 1	SECTOR 2	LAP TIME	MPH	DIFF	TIME OF DAY
1 -	1:20.109	55.925	2:16.034	57.69	18.920	10:09:59.222
2 -	1:11.260	52.608	2:03.868	63.35	6.754	10:12:03.090
3 -	1:12.537	50.564	2:03.101	63.75	5.987	10:14:06.191
4 -	1:08.504	50.129	1:58.633 (3)	66.15	1.519	10:16:04.824
5 -	1:08.772	49.619	1:58.391 (2)	66.28	1.277	10:18:03.215
6 -	1:07.966	49.148	1:57.114 (1)	67.01		10:20:00.329

P4 135		Daniel INGHAM		Honda - Derek Jones Butchers		
IDEAL LAP TIME : 1:57.564		BEST LAP TIME : 1:57.696		DIFFERENCE : 0.132		
LAP	SECTOR 1	SECTOR 2	LAP TIME	MPH	DIFF	TIME OF DAY
1 -	1:18.995	54.846	2:13.841	58.63	16.145	10:10:07.450
2 -	1:14.804	50.346	2:05.150	62.70	7.454	10:12:12.600
3 -	1:11.351	49.816	2:01.167	64.77	3.471	10:14:13.767
4 -	1:10.734	49.693	2:00.427 (3)	65.16	2.731	10:16:14.194
5 -	1:09.845	48.922	1:58.767 (2)	66.07	1.071	10:18:12.961
6 -	1:08.642	49.054	1:57.696 (1)	66.68		10:20:10.657

P5 22		Dave HARVIEK		Kawasaki - NW Roofing London Ltd		
IDEAL LAP TIME : 1:57.050		BEST LAP TIME : 1:57.966		DIFFERENCE : 0.916		
LAP	SECTOR 1	SECTOR 2	LAP TIME	MPH	DIFF	TIME OF DAY
1 -	1:20.246	53.729	2:13.975	58.57	16.009	10:09:43.737
2 -	1:13.711	51.275	2:04.986	62.79	7.020	10:11:48.723
3 -	1:11.270	50.863	2:02.133	64.25	4.167	10:13:50.856
4 -	1:09.974	49.900	1:59.874	65.46	1.908	10:15:50.730
5 -	1:08.654	49.312	1:57.966 (1)	66.52		10:17:48.696
6 -	1:07.738	50.991	1:58.729 (2)	66.10	0.763	10:19:47.425
7 -	1:08.887	50.306	1:59.193 (3)	65.84	1.227	10:21:46.618

P6 183		Pete GIBSON		Honda -		
IDEAL LAP TIME : 1:59.514		BEST LAP TIME : 1:59.514		DIFFERENCE : 0.000		
LAP	SECTOR 1	SECTOR 2	LAP TIME	MPH	DIFF	TIME OF DAY
1 -	1:22.744	55.881	2:18.625	56.61	19.111	10:09:54.235
2 -	1:14.441	54.256	2:08.697	60.98	9.183	10:12:02.932
3 -	1:11.835	51.346	2:03.181	63.71	3.667	10:14:06.113
4 -	1:11.614	51.217	2:02.831 (3)	63.89	3.317	10:16:08.944

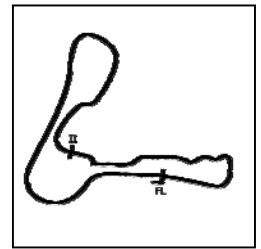
Weather / Track : Cloudy / Drying

Cadwell Park
Circuit Length = 2.1800 miles
Start: 10:06 Flag 10:19 End: 10:22

BMCRC - MRO Championships 2019 - Rnd 3 @ Cadwell Park

EDlasia Formula 400

QUALIFYING - SECTOR ANALYSIS



SECTOR 1 = FL to I1, SECTOR 2 = I1 to FL, DIFF = Difference To Personal Best Lap, P = Crossed Finish Line in Pit Lane, D = Time Disallowed

5 - 1:10.640 50.874 2:01.514 (2) 64.58 2.000 10:18:10.458
 6 - 1:09.531 49.983 1:59.514 (1) 65.66 10:20:09.972

P7 85		James ROBINSON		Kawasaki - claire palastanga ceramics			
IDEAL LAP TIME : 1:59.528		BEST LAP TIME : 1:59.744		DIFFERENCE : 0.216			
LAP	SECTOR 1	SECTOR 2	LAP TIME	MPH	DIFF	TIME OF DAY	
1 -	1:20.307	53.971	2:14.278	58.44	14.534	10:09:45.634	
2 -	1:12.215	51.473	2:03.688	63.45	3.944	10:11:49.322	
3 -	1:10.895	51.365	2:02.260	64.19	2.516	10:13:51.582	
4 -	1:10.203	50.659	2:00.862 (2)	64.93	1.118	10:15:52.444	
5 -	1:09.361	50.383	1:59.744 (1)	65.54		10:17:52.188	
6 -	1:09.145	51.802	2:00.947 (3)	64.88	1.203	10:19:53.135	

P8 48		Richie WELSH		Yamaha - EDEN'S EXPERIENCES/PETER FLEMING			
IDEAL LAP TIME : 2:00.026		BEST LAP TIME : 2:00.691		DIFFERENCE : 0.665			
LAP	SECTOR 1	SECTOR 2	LAP TIME	MPH	DIFF	TIME OF DAY	
1 -	1:15.562	52.447	2:08.009	61.30	7.318	10:09:34.668	
2 -	1:12.310	51.634	2:03.944	63.31	3.253	10:11:38.612	
3 -	1:11.630	51.681	2:03.311	63.64	2.620	10:13:41.923	
4 -	1:11.062	51.776	2:02.838	63.88	2.147	10:15:44.761	
5 -	1:10.756	50.868	2:01.624 (3)	64.52	0.933	10:17:46.385	
6 -	1:09.311	51.380	2:00.691 (1)	65.02		10:19:47.076	
7 -	1:10.035	50.715	2:00.750 (2)	64.99	0.059	10:21:47.826	

P9 35 S		Sam DIGBY-BAKER		Kawasaki -			
IDEAL LAP TIME : 2:01.854		BEST LAP TIME : 2:02.024		DIFFERENCE : 0.170			
LAP	SECTOR 1	SECTOR 2	LAP TIME	MPH	DIFF	TIME OF DAY	
1 -	1:22.319	57.659	2:19.978	56.06	17.954	10:10:05.489	
2 -	1:20.248	55.796	2:16.044	57.68	14.020	10:12:21.533	
3 -	1:13.466	52.219	2:05.685 (3)	62.44	3.661	10:14:27.218	
4 -	1:11.445	51.032	2:02.477 (2)	64.07	0.453	10:16:29.695	
5 -	1:10.822	51.202	2:02.024 (1)	64.31		10:18:31.719	

P10 55 S		Nick COOPER		Honda - Skint Racing - Wemoto.com			
IDEAL LAP TIME : 2:04.927		BEST LAP TIME : 2:04.927		DIFFERENCE : 0.000			
LAP	SECTOR 1	SECTOR 2	LAP TIME	MPH	DIFF	TIME OF DAY	
1 -	1:24.084	58.161	2:22.245	55.17	17.318	10:10:05.343	
2 -	1:21.672	57.634	2:19.306	56.33	14.379	10:12:24.649	
3 -	1:16.492	54.041	2:10.533	60.12	5.606	10:14:35.182	
4 -	1:14.384	53.765	2:08.149 (3)	61.24	3.222	10:16:43.331	
5 -	1:14.072	53.197	2:07.269 (2)	61.66	2.342	10:18:50.600	
6 -	1:12.403	52.524	2:04.927 (1)	62.82		10:20:55.527	

P11 221		Ricky MCGOVERN		Honda -			
IDEAL LAP TIME : 2:04.336		BEST LAP TIME : 2:05.047		DIFFERENCE : 0.711			
LAP	SECTOR 1	SECTOR 2	LAP TIME	MPH	DIFF	TIME OF DAY	
1 -	1:24.438	56.127	2:20.565	55.83	15.518	10:10:06.742	
2 -	1:21.214	57.159	2:18.373	56.71	13.326	10:12:25.115	
3 -	1:14.916	54.370	2:09.286	60.70	4.239	10:14:34.401	
4 -	1:14.161	53.309	2:07.470 (3)	61.56	2.423	10:16:41.871	
5 -	1:12.693	52.594	2:05.287 (2)	62.64	0.240	10:18:47.158	
6 -	1:11.742	53.305	2:05.047 (1)	62.76		10:20:52.205	

P12 127		Adam GREEN		Kawasaki - Royal Air Force Motorsport Association			
IDEAL LAP TIME : 2:05.211		BEST LAP TIME : 2:05.211		DIFFERENCE : 0.000			
LAP	SECTOR 1	SECTOR 2	LAP TIME	MPH	DIFF	TIME OF DAY	
1 -	1:24.847	57.623	2:22.470	55.08	17.259	10:10:11.041	
2 -	1:18.135	56.777	2:14.912	58.17	9.701	10:12:25.953	

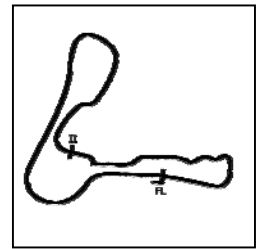
Weather / Track : Cloudy / Drying

Cadwell Park
 Circuit Length = 2.1800 miles
 Start: 10:06 Flag 10:19 End: 10:22

BMCRC - MRO Championships 2019 - Rnd 3 @ Cadwell Park

EDlasia Formula 400

QUALIFYING - SECTOR ANALYSIS



SECTOR 1 = FL to I1, SECTOR 2 = I1 to FL, DIFF = Difference To Personal Best Lap, P = Crossed Finish Line in Pit Lane, D = Time Disallowed

3 -	1:18.266	54.424	2:12.690	59.14	7.479	10:14:38.643
4 -	1:14.522	53.868	2:08.390 (3)	61.12	3.179	10:16:47.033
5 -	1:14.213	52.999	2:07.212 (2)	61.69	2.001	10:18:54.245
6 -	1:12.645	52.566	2:05.211 (1)	62.67		10:20:59.456

P13 101 S	Andrew DAVIES		Yamaha - GIBSON EXHAUSTS			
IDEAL LAP TIME : 2:05.233		BEST LAP TIME : 2:05.233		DIFFERENCE : 0.000		
LAP	SECTOR 1	SECTOR 2	LAP TIME	MPH	DIFF	TIME OF DAY
1 -	1:23.744	57.229	2:20.973	55.67	15.740	10:10:06.348
2 -	1:21.023	57.772	2:18.795	56.54	13.562	10:12:25.143
3 -	1:16.451	54.298	2:10.749	60.02	5.516	10:14:35.892
4 -	1:14.092	54.011	2:08.103 (3)	61.26	2.870	10:16:43.995
5 -	1:13.690	53.544	2:07.234 (2)	61.68	2.001	10:18:51.229
6 -	1:12.273	52.960	2:05.233 (1)	62.66		10:20:56.462

P14 47	Allan CLARK		Kawasaki - A Clark & Sons Builders			
IDEAL LAP TIME : 2:06.135		BEST LAP TIME : 2:06.135		DIFFERENCE : 0.000		
LAP	SECTOR 1	SECTOR 2	LAP TIME	MPH	DIFF	TIME OF DAY
1 -	1:26.310	57.425	2:23.735	54.60	17.600	10:10:12.787
2 -	1:20.065	55.931	2:15.996	57.70	9.861	10:12:28.783
3 -	1:18.103	57.491	2:15.594	57.87	9.459	10:14:44.377
4 -	1:16.838	54.079	2:10.917 (3)	59.94	4.782	10:16:55.294
5 -	1:14.880	53.048	2:07.928 (2)	61.34	1.793	10:19:03.222
6 -	1:13.862	52.273	2:06.135 (1)	62.21		10:21:09.357

P15 9 S	Karl COONEY		Kawasaki - Ediasia			
IDEAL LAP TIME : 2:06.607		BEST LAP TIME : 2:06.607		DIFFERENCE : 0.000		
LAP	SECTOR 1	SECTOR 2	LAP TIME	MPH	DIFF	TIME OF DAY
1 -	1:19.062	55.751	2:14.813 (2)	58.21	8.206	10:10:03.224
2 -	1:13.335	53.272	2:06.607 (1)	61.98		10:12:09.831

P16 13 S	Doug EDMONDSON		Yamaha - Martin Johnson Exhausts			
IDEAL LAP TIME : 2:10.964		BEST LAP TIME : 2:11.386		DIFFERENCE : 0.422		
LAP	SECTOR 1	SECTOR 2	LAP TIME	MPH	DIFF	TIME OF DAY
1 -	1:23.251	56.732	2:19.983 (3)	56.06	8.597	10:09:50.157
2 -	1:17.295	54.677	2:11.972 (2)	59.46	0.586	10:12:02.129
3 -	1:16.287	55.099	2:11.386 (1)	59.73		10:14:13.515

P17 97 S/R	Nicholas TAIG		Honda - Mantis Motorsports			
IDEAL LAP TIME : 2:15.042		BEST LAP TIME : 2:15.667		DIFFERENCE : 0.625		
LAP	SECTOR 1	SECTOR 2	LAP TIME	MPH	DIFF	TIME OF DAY
1 -	1:34.184	1:01.568	2:35.752	50.38	20.085	10:10:29.898
2 -	1:25.962	58.310	2:24.272	54.39	8.605	10:12:54.170
3 -	1:22.794	56.977	2:19.771 (3)	56.14	4.104	10:15:13.941
4 -	1:21.376	55.902	2:17.278 (2)	57.16	1.611	10:17:31.219
5 -	1:19.140	56.527	2:15.667 (1)	57.84		10:19:46.886

P18 63	Daniel HARDY		Kawasaki -			
IDEAL LAP TIME : 2:15.526		BEST LAP TIME : 2:16.419		DIFFERENCE : 0.893		
LAP	SECTOR 1	SECTOR 2	LAP TIME	MPH	DIFF	TIME OF DAY
1 -	1:28.831	1:00.654	2:29.485	52.50	13.066	10:10:20.182
2 -	1:25.199	58.033	2:23.232	54.79	6.813	10:12:43.414
3 -	1:21.355	56.803	2:18.158	56.80	1.739	10:15:01.572
4 -	1:21.454	55.983	2:17.437 (3)	57.10	1.018	10:17:19.009
5 -	1:20.062	56.357	2:16.419 (1)	57.52		10:19:35.428
6 -	1:19.543	57.188	2:16.731 (2)	57.39	0.312	10:21:52.159

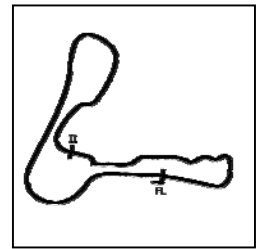
Weather / Track : Cloudy / Drying

Cadwell Park
Circuit Length = 2.1800 miles
Start: 10:06 Flag 10:19 End: 10:22

BMCRC - MRO Championships 2019 - Rnd 3 @ Cadwell Park

EDlasia Formula 400

QUALIFYING - SECTOR ANALYSIS



SECTOR 1 = FL to I1, SECTOR 2 = I1 to FL, DIFF = Difference To Personal Best Lap, P = Crossed Finish Line in Pit Lane, D = Time Disallowed

P19		74 R		David BOWLER		Honda -	
IDEAL LAP TIME : 2:17.186		BEST LAP TIME : 2:17.186		DIFFERENCE : 0.000			
LAP	SECTOR 1	SECTOR 2	LAP TIME	MPH	DIFF	TIME OF DAY	
1 -	1:28.718	1:01.131	2:29.849	52.37	12.663	10:10:22.277	
2 -	1:24.047	58.332	2:22.379	55.12	5.193	10:12:44.656	
3 -	1:23.369	58.671	2:22.040	55.25	4.854	10:15:06.696	
4 -	1:20.701	58.102	2:18.803 (2)	56.54	1.617	10:17:25.499	
5 -	1:21.405	58.265	2:19.670 (3)	56.19	2.484	10:19:45.169	
6 -	1:19.209	57.977	2:17.186 (1)	57.20		10:22:02.355	

P20		71 S		Ben BURNAL		Honda - Violent running syndicate	
IDEAL LAP TIME : 2:18.363		BEST LAP TIME : 2:19.916		DIFFERENCE : 1.553			
LAP	SECTOR 1	SECTOR 2	LAP TIME	MPH	DIFF	TIME OF DAY	
1 -	1:28.309	1:00.230	2:28.539	52.83	8.623	10:10:04.843	
2 -	1:21.081	58.835	2:19.916 (1)	56.09		10:12:24.759	
3 -	1:19.528	1:02.259	2:21.787 (2)	55.35	1.871	10:14:46.546	
4 -	1:23.414	59.889	2:23.303 (3)	54.76	3.387	10:17:09.849	

P21		90 S		Steve RAPA		Honda - David Simon Tuning	
IDEAL LAP TIME : 2:24.056		BEST LAP TIME : 2:24.056		DIFFERENCE : 0.000			
LAP	SECTOR 1	SECTOR 2	LAP TIME	MPH	DIFF	TIME OF DAY	
1 -	1:23.568	1:01.101	2:24.669 (2)	54.24	0.613	10:10:01.042	
2 -	1:23.543	1:00.513	2:24.056 (1)	54.47		10:12:25.098	
3 -	1:23.770	1:01.364	2:25.134 (3)	54.07	1.078	10:14:50.232	
4 -	1:24.288	1:04.451	2:28.739	52.76	4.683	10:17:18.971	
5 -	1:25.805	1:12.759	2:38.564	49.49	14.508	10:19:57.535	

BMCRC - MRO Championships 2019 - Rnd 3 @ Cadwell Park

EDlasia Formula 400

QUALIFYING - BEST SECTORS

SECTOR 1			SECTOR 2			IDEAL / BEST COMPARISON						
POS	NO	NAME	TIME	NO	NAME	TIME	POS	NO	NAME	IDEAL	BEST	DIFF
									PERFECT LAP	1:51.922		
1	126	DAVIES	1:04.722	126	DAVIES	47.200	1	126	DAVIES	1:51.922	1:52.261	0.339
2	12	WALDER	1:07.115	12	WALDER	48.832	2	12	WALDER	1:55.947	1:55.947	0.000
3	22	HARVIEK	1:07.738	135	INGHAM	48.922	3	22	HARVIEK	1:57.050	1:57.966	0.916
4	86	SCOTT	1:07.966	86	SCOTT	49.148	4	86	SCOTT	1:57.114	1:57.114	0.000
5	135	INGHAM	1:08.642	22	HARVIEK	49.312	5	135	INGHAM	1:57.564	1:57.696	0.132
6	85	ROBINSON	1:09.145	183	GIBSON	49.983	6	183	GIBSON	1:59.514	1:59.514	0.000
7	48	WELSH	1:09.311	85	ROBINSON	50.383	7	85	ROBINSON	1:59.528	1:59.744	0.216
8	183	GIBSON	1:09.531	48	WELSH	50.715	8	48	WELSH	2:00.026	2:00.691	0.665
9	35	DIGBY-BAKER	1:10.822	35	DIGBY-BAKER	51.032	9	35	DIGBY-BAKER	2:01.854	2:02.024	0.170
10	221	MCGOVERN	1:11.742	47	CLARK	52.273	10	221	MCGOVERN	2:04.336	2:05.047	0.711
11	101	DAVIES	1:12.273	55	COOPER	52.524	11	55	COOPER	2:04.927	2:04.927	0.000
12	55	COOPER	1:12.403	127	GREEN	52.566	12	127	GREEN	2:05.211	2:05.211	0.000
13	127	GREEN	1:12.645	221	MCGOVERN	52.594	13	101	DAVIES	2:05.233	2:05.233	0.000
14	9	COONEY	1:13.335	101	DAVIES	52.960	14	47	CLARK	2:06.135	2:06.135	0.000
15	47	CLARK	1:13.862	9	COONEY	53.272	15	9	COONEY	2:06.607	2:06.607	0.000
16	13	EDMONDSON	1:16.287	13	EDMONDSON	54.677	16	13	EDMONDSON	2:10.964	2:11.386	0.422
17	97	TAIG	1:19.140	97	TAIG	55.902	17	97	TAIG	2:15.042	2:15.667	0.625
18	74	BOWLER	1:19.209	63	HARDY	55.983	18	63	HARDY	2:15.526	2:16.419	0.893
19	71	BURNAL	1:19.528	74	BOWLER	57.977	19	74	BOWLER	2:17.186	2:17.186	0.000
20	63	HARDY	1:19.543	71	BURNAL	58.835	20	71	BURNAL	2:18.363	2:19.916	1.553
21	90	RAPA	1:23.543	90	RAPA	1:00.513	21	90	RAPA	2:24.056	2:24.056	0.000
22												

Weather / Track : Cloudy / Drying

Results can be found at www.tsl-timing.com

Cadwell Park
Circuit Length = 2.1800 miles
Start: 10:06 Flag 10:19 End: 10:22

Printed - 10:25 Saturday, 27 April 2019

BMCRC - MRO Championships 2019 - Rnd 3 @ Cadwell Park



EDlasia Formula 400

RACE 4 - GRID (7 Laps)

ROW 8	22	125	Ben MILES	23	77	Neil GRANT	1	
ROW 7	19	74	David BOWLER	20	71	Ben BURNAL	21	90 Steve RAPA
ROW 6	16	13	Doug EDMONDSON	17	97	Nicholas TAIG	18	63 Daniel HARDY
ROW 5	13	101	Andrew DAVIES	14	47	Allan CLARK	15	9 Karl COONEY
ROW 4	10	55	Nick COOPER	11	221	Ricky MCGOVERN	12	127 Adam GREEN
ROW 3	7	85	James ROBINSON	8	48	Richie WELSH	9	35 Sam DIGBY-BAKER
ROW 2	4	135	Daniel INGHAM	5	22	Dave HARVIEK	6	183 Pete GIBSON
ROW 1	1	126	Glynn DAVIES	2	12	Grant WALDER	3	86 Mathew SCOTT

Pole

Cadwell Park
Circuit Length = 2.1800 miles

These results are provisional until the conclusion of any judicial and technical matters.

Clerk Of Course :		Timekeeper :
-------------------	--	--------------

Results can be found at www.tsl-timing.com

Printed - 10:29 Saturday, 27 April 2019



BMCRC - MRO Championships 2019 - Rnd 3 @ Cadwell Park



EDlasia Formula 400

RACE 4 - CLASSIFICATION

POS	NO	CL	PIC NAME	ENTRY	LAPS	TIME	GAP	DIFF	MPH	BEST	ON
1	126		1 Glynn DAVIES	Kawasaki -	7	13:41.287			66.89	1:55.626	6
2	86		2 Mathew SCOTT	Kawasaki - Dynotech Performance	7	13:54.857	13.570	13.570	65.80	1:55.591	7
3	183		3 Pete GIBSON	Honda -	7	14:01.167	19.880	6.310	65.30	1:57.019	5
4	85		4 James ROBINSON	Kawasaki - claire palastanga ceramics	7	14:05.704	24.417	4.537	64.95	1:58.473	7
5	22		5 Dave HARVIEK	Kawasaki - NW Roofing London Ltd	7	14:06.271	24.984	0.567	64.91	1:58.385	7
6	13	S	1 Doug EDMONDSON	Yamaha - Martin Johnson Exhausts	7	14:11.784	30.497	5.513	64.49	1:57.948	6
7	12		6 Grant WALDER	Kawasaki - Fins Motorcycles	7	14:13.730	32.443	1.946	64.34	2:00.720	7
8	125	S	2 Ben MILES	Yamaha - Allspeed	7	14:22.671	41.384	8.941	63.68	1:58.036	6
9	55	S	3 Nick COOPER	Honda - Skint Racing - Wemoto.com	7	14:32.539	51.252	9.868	62.96	2:00.160	7
10	48		7 Richie WELSH	Yamaha - EDEN'S EXPERIENCES/PETER FLEMING	7	14:37.531	56.244	4.992	62.60	2:02.406	7
11	135		8 Daniel INGHAM	Honda - Derek Jones Butchers	7	14:38.454	57.167	0.923	62.53	2:03.205	6
12	101	S	4 Andrew DAVIES	Yamaha - GIBSON EXHAUSTS	7	15:00.603	1:19.316	22.149	60.99	2:03.956	7
13	47		9 Allan CLARK	Kawasaki - A Clark & Sons Builders	7	15:02.258	1:20.971	1.655	60.88	2:06.553	7
14	221		10 Ricky MCGOVERN	Honda -	7	15:08.248	1:26.961	5.990	60.48	2:05.740	5
15	127		11 Adam GREEN	Kawasaki - Royal Air Force Motorsport Association	7	15:27.451	1:46.164	19.203	59.23	2:05.641	7
16	97	S/R	1 Nicholas TAIG	Honda - Mantis Motorsports	6	13:43.808	1 Lap	1 Lap	57.15	2:12.145	6
17	90	S	5 Steve RAPA	Honda - David Simon Tuning	6	13:44.824	1 Lap	1.016	57.08	2:12.892	6
18	63		12 Daniel HARDY	Kawasaki -	6	13:52.926	1 Lap	8.102	56.53	2:13.470	5
19	71	S	6 Ben BURNAL	Honda - Violent running syndicate	6	14:06.294	1 Lap	13.368	55.64	2:17.081	4

NOT CLASSIFIED

DNF	35	S	Sam DIGBY-BAKER	Kawasaki -	4	8:27.747	3 Laps	2 Laps	61.82	2:03.276	3
DNF	74	R	David BOWLER	Honda -	1	2:32.472	6 Laps	3 Laps	51.47		
DNF	9	S	Karl COONEY	Kawasaki - Ediasia	0						

FASTEST LAP

	86		Mathew SCOTT	Kawasaki - Dynotech Performance	7	1:55.591			67.89 mph	109.26 kph	
	13	S	Doug EDMONDSON	Yamaha - Martin Johnson Exhausts	6	1:57.948			66.53 mph	107.08 kph	
	97	S/R	Nicholas TAIG	Honda - Mantis Motorsports	6	2:12.145			59.38 mph	95.57 kph	

Class - 92.5% of Race Speed = 61.87 mph

Class S - 92.5% of Race Speed = 59.65 mph

Class S/R - 92.5% of Race Speed = 52.86 mph

Cadwell Park

Circuit Length = 2.1800 miles

Start: 13:46 Flag 14:00 End: 14:02

Weather / Track : Rain / Wet

These results are provisional until the conclusion of any judicial and technical matters.

Clerk Of Course :	Timekeeper :
-------------------	--------------

Results can be found at www.tsl-timing.com

Printed - 14:03 Saturday, 27 April 2019



BMCRC - MRO Championships 2019 - Rnd 3 @ Cadwell Park

EDlasia Formula 400

RACE 4 - LAP CHART

LAP 1 @ 13:48:42.401

NO	BEHIND	LAP TIME
126		2:00.804
12	4.000	2:04.804
86	5.177	2:05.981
22	5.585	2:06.389
85	6.169	2:06.973
183	7.858	2:08.662
48	8.979	2:09.783
13	9.251	2:10.055
135	10.735	2:11.539
55	11.554	2:12.358
35	14.227	2:15.031
221	16.608	2:17.412
125	16.831	2:17.635
101	17.796	2:18.600
47	18.070	2:18.874
127	20.705	2:21.509
63	27.054	2:27.858
90	28.704	2:29.508
97	30.381	2:31.185
71	30.507	2:31.311
74	31.668	2:32.472

LAP 2 @ 13:50:38.716

NO	BEHIND	LAP TIME
126		1:56.315
12	8.651	2:00.966
86	8.814	1:59.952
22	9.013	1:59.743
85	9.100	1:59.246
183	10.714	1:59.171
48	17.099	2:04.435
13	17.601	2:04.665
55	18.754	2:03.515
135	19.498	2:05.078
35	22.058	2:04.146
125	24.431	2:03.915
47	29.842	2:08.087
221	32.502	2:12.209
101	33.379	2:11.898
127	38.234	2:13.844
90	49.181	2:16.792
63	51.053	2:20.314
97	51.864	2:17.798
71	53.600	2:19.408

LAP 3 @ 13:52:36.291

NO	BEHIND	LAP TIME
126		1:57.575
85	11.326	1:59.801
86	11.948	2:00.709
12	14.412	2:03.336
22	14.624	2:03.186
183	14.879	2:01.740
13	21.757	2:01.731
48	26.134	2:06.610
55	26.927	2:05.748
135	27.550	2:05.627
35	27.759	2:03.276
125	29.085	2:02.229
47	39.051	2:06.784
101	44.208	2:08.404

Weather / Track : Rain / Wet

221	46.583	2:11.656
127	54.622	2:13.963
90	1:06.913	2:15.307
97	1:09.471	2:15.182
63	1:13.791	2:20.313
71	1:15.473	2:19.448

LAP 4 @ 13:54:33.234

NO	BEHIND	LAP TIME
126		1:56.943
86	13.931	1:58.926
183	15.299	1:57.363
85	17.094	2:02.711
22	17.413	1:59.732
12	19.244	2:01.775
13	24.953	2:00.139
48	34.088	2:04.897
125	34.840	2:02.698
135	34.943	2:04.336
55	35.508	2:05.524
35	36.110	2:05.294
47	49.747	2:07.639
101	53.148	2:05.883
221	57.494	2:07.854
127	1:10.981	2:13.302
90	1:24.690	2:14.720
97	1:25.569	2:13.041
63	1:33.267	2:16.419
71	1:35.611	2:17.081

LAP 5 @ 13:56:29.985

NO	BEHIND	LAP TIME
126		1:56.751
86	14.584	1:57.404
183	15.567	1:57.019
85	20.034	1:59.691
22	20.813	2:00.151
12	23.542	2:01.049
13	27.363	1:59.161
125	37.864	1:59.775
48	41.369	2:04.032
55	42.410	2:03.653
135	43.413	2:05.221
47	1:00.541	2:07.545
101	1:02.194	2:05.797
221	1:06.483	2:05.740
127	1:24.667	2:10.437
97	1:43.275	2:14.457
90	1:43.544	2:15.605
63	1:49.986	2:13.470

LAP 6 @ 13:58:25.611

NO	BEHIND	LAP TIME
126		1:55.626
71	1 Lap	2:20.244
86	15.252	1:56.294
183	17.446	1:57.505
85	23.217	1:58.809
22	23.872	1:58.685
12	28.996	2:01.080
13	29.685	1:57.948
125	40.274	1:58.036
55	48.365	2:01.581

135	50.992	2:03.205
48	51.111	2:05.368
47	1:11.691	2:06.776
101	1:12.633	2:06.065
221	1:16.946	2:06.089
127	1:37.796	2:08.755

LAP 7 @ 14:00:22.884

NO	BEHIND	LAP TIME
126		1:57.273
97	1 Lap	2:12.145
90	1 Lap	2:12.892
63	1 Lap	2:14.552
86	13.570	1:55.591
183	19.880	1:59.707
85	24.417	1:58.473
22	24.984	1:58.385
71	1 Lap	2:18.802
13	30.497	1:58.085
12	32.443	2:00.720
125	41.384	1:58.383
55	51.252	2:00.160
48	56.244	2:02.406
135	57.167	2:03.448
101	1:19.316	2:03.956
47	1:20.971	2:06.553
221	1:26.961	2:07.288
127	1:46.164	2:05.641

Cadwell Park

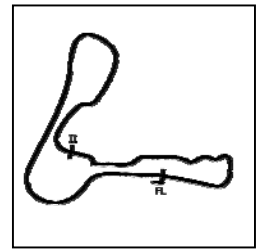
Circuit Length = 2.1800 miles

Start: 13:46 Flag 14:00 End: 14:02

BMCRC - MRO Championships 2019 - Rnd 3 @ Cadwell Park

EDlasia Formula 400

RACE 4 - SECTOR ANALYSIS



SECTOR 1 = FL to I1, SECTOR 2 = I1 to FL, DIFF = Difference To Personal Best Lap, P = Crossed Finish Line in Pit Lane, D = Time Disallowed

P1 126		Glynn DAVIES		Kawasaki -		
IDEAL LAP TIME : 1:55.626		BEST LAP TIME : 1:55.626		DIFFERENCE : 0.000		
LAP	SECTOR 1	SECTOR 2	LAP TIME	MPH	DIFF	TIME OF DAY
1 -		48.608	2:00.804	64.96	5.178	13:48:42.401
2 -	1:07.678	48.637	1:56.315 (2)	67.47	0.689	13:50:38.716
3 -	1:08.694	48.881	1:57.575	66.74	1.949	13:52:36.291
4 -	1:08.009	48.934	1:56.943	67.11	1.317	13:54:33.234
5 -	1:08.148	48.603	1:56.751 (3)	67.22	1.125	13:56:29.985
6 -	1:07.371	48.255	1:55.626 (1)	67.87		13:58:25.611
7 -	1:07.783	49.490	1:57.273	66.92	1.647	14:00:22.884

P2 86		Mathew SCOTT		Kawasaki - Dynotech Performance		
IDEAL LAP TIME : 1:55.591		BEST LAP TIME : 1:55.591		DIFFERENCE : 0.000		
LAP	SECTOR 1	SECTOR 2	LAP TIME	MPH	DIFF	TIME OF DAY
1 -		50.467	2:05.981	62.29	10.390	13:48:47.578
2 -	1:08.644	51.308	1:59.952	65.42	4.361	13:50:47.530
3 -	1:10.344	50.365	2:00.709	65.01	5.118	13:52:48.239
4 -	1:08.995	49.931	1:58.926	65.99	3.335	13:54:47.165
5 -	1:07.685	49.719	1:57.404 (3)	66.84	1.813	13:56:44.569
6 -	1:07.327	48.967	1:56.294 (2)	67.48	0.703	13:58:40.863
7 -	1:07.268	48.323	1:55.591 (1)	67.89		14:00:36.454

P3 183		Pete GIBSON		Honda -		
IDEAL LAP TIME : 1:56.289		BEST LAP TIME : 1:57.019		DIFFERENCE : 0.730		
LAP	SECTOR 1	SECTOR 2	LAP TIME	MPH	DIFF	TIME OF DAY
1 -		50.875	2:08.662	60.99	11.643	13:48:50.259
2 -	1:09.297	49.874	1:59.171	65.85	2.152	13:50:49.430
3 -	1:10.896	50.844	2:01.740	64.46	4.721	13:52:51.170
4 -	1:09.013	48.350	1:57.363 (2)	66.87	0.344	13:54:48.533
5 -	1:07.939	49.080	1:57.019 (1)	67.06		13:56:45.552
6 -	1:08.775	48.730	1:57.505 (3)	66.78	0.486	13:58:43.057
7 -	1:09.968	49.739	1:59.707	65.56	2.688	14:00:42.764

P4 85		James ROBINSON		Kawasaki - claire palastanga ceramics		
IDEAL LAP TIME : 1:58.003		BEST LAP TIME : 1:58.473		DIFFERENCE : 0.470		
LAP	SECTOR 1	SECTOR 2	LAP TIME	MPH	DIFF	TIME OF DAY
1 -		50.296	2:06.973	61.80	8.500	13:48:48.570
2 -	1:09.201	50.045	1:59.246 (3)	65.81	0.773	13:50:47.816
3 -	1:09.737	50.064	1:59.801	65.50	1.328	13:52:47.617
4 -	1:10.799	51.912	2:02.711	63.95	4.238	13:54:50.328
5 -	1:09.355	50.336	1:59.691	65.56	1.218	13:56:50.019
6 -	1:09.252	49.557	1:58.809 (2)	66.05	0.336	13:58:48.828
7 -	1:08.446	50.027	1:58.473 (1)	66.24		14:00:47.301

P5 22		Dave HARVIEK		Kawasaki - NW Roofing London Ltd		
IDEAL LAP TIME : 1:57.932		BEST LAP TIME : 1:58.385		DIFFERENCE : 0.453		
LAP	SECTOR 1	SECTOR 2	LAP TIME	MPH	DIFF	TIME OF DAY
1 -		50.131	2:06.389	62.09	8.004	13:48:47.986
2 -	1:09.297	50.446	1:59.743	65.54	1.358	13:50:47.729
3 -	1:12.331	50.855	2:03.186	63.70	4.801	13:52:50.915
4 -	1:09.118	50.614	1:59.732 (3)	65.54	1.347	13:54:50.647
5 -	1:09.625	50.526	2:00.151	65.31	1.766	13:56:50.798
6 -	1:08.969	49.716	1:58.685 (2)	66.12	0.300	13:58:49.483
7 -	1:08.216	50.169	1:58.385 (1)	66.29		14:00:47.868

P6 13 S		Doug EDMONDSON		Yamaha - Martin Johnson Exhausts		
IDEAL LAP TIME : 1:57.783		BEST LAP TIME : 1:57.948		DIFFERENCE : 0.165		
LAP	SECTOR 1	SECTOR 2	LAP TIME	MPH	DIFF	TIME OF DAY

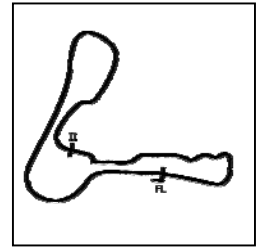
Weather / Track : Rain / Wet

Cadwell Park
Circuit Length = 2.1800 miles
Start: 13:46 Flag 14:00 End: 14:02

BMCRC - MRO Championships 2019 - Rnd 3 @ Cadwell Park

EDlasia Formula 400

RACE 4 - SECTOR ANALYSIS



SECTOR 1 = FL to I1, SECTOR 2 = I1 to FL, DIFF = Difference To Personal Best Lap, P = Crossed Finish Line in Pit Lane, D = Time Disallowed

1 -		51.576	2:10.055	60.34	12.107	13:48:51.652
2 -	1:12.939	51.726	2:04.665	62.95	6.717	13:50:56.317
3 -	1:11.755	49.976	2:01.731	64.47	3.783	13:52:58.048
4 -	1:10.677	49.462	2:00.139	65.32	2.191	13:54:58.187
5 -	1:09.821	49.340	1:59.161 (3)	65.86	1.213	13:56:57.348
6 -	1:09.226	48.722	1:57.948 (1)	66.53		13:58:55.296
7 -	1:09.528	48.557	1:58.085 (2)	66.46	0.137	14:00:53.381

P7 12		Grant WALDER		Kawasaki - Fins Motorcycles			
IDEAL LAP TIME : 1:59.680		BEST LAP TIME : 2:00.720		DIFFERENCE : 1.040			
LAP	SECTOR 1	SECTOR 2	LAP TIME	MPH	DIFF	TIME OF DAY	

1 -		50.210	2:04.804	62.88	4.084	13:48:46.401
2 -	1:09.470	51.496	2:00.966 (2)	64.87	0.246	13:50:47.367
3 -	1:12.159	51.177	2:03.336	63.63	2.616	13:52:50.703
4 -	1:10.871	50.904	2:01.775	64.44	1.055	13:54:52.478
5 -	1:10.254	50.795	2:01.049 (3)	64.83	0.329	13:56:53.527
6 -	1:10.214	50.866	2:01.080	64.81	0.360	13:58:54.607
7 -	1:10.051	50.669	2:00.720 (1)	65.01		14:00:55.327

P8 125 S		Ben MILES		Yamaha - Allspeed			
IDEAL LAP TIME : 1:58.036		BEST LAP TIME : 1:58.036		DIFFERENCE : 0.000			
LAP	SECTOR 1	SECTOR 2	LAP TIME	MPH	DIFF	TIME OF DAY	

1 -		53.214	2:17.635	57.02	19.599	13:48:59.232
2 -	1:12.769	51.146	2:03.915	63.33	5.879	13:51:03.147
3 -	1:11.750	50.479	2:02.229	64.20	4.193	13:53:05.376
4 -	1:11.721	50.977	2:02.698	63.96	4.662	13:55:08.074
5 -	1:10.361	49.414	1:59.775 (3)	65.52	1.739	13:57:07.849
6 -	1:09.052	48.984	1:58.036 (1)	66.48		13:59:05.885
7 -	1:09.331	49.052	1:58.383 (2)	66.29	0.347	14:01:04.268

P9 55 S		Nick COOPER		Honda - Skint Racing - Wemoto.com			
IDEAL LAP TIME : 2:00.160		BEST LAP TIME : 2:00.160		DIFFERENCE : 0.000			
LAP	SECTOR 1	SECTOR 2	LAP TIME	MPH	DIFF	TIME OF DAY	

1 -		52.774	2:12.358	59.29	12.198	13:48:53.955
2 -	1:11.347	52.168	2:03.515 (3)	63.53	3.355	13:50:57.470
3 -	1:12.909	52.839	2:05.748	62.41	5.588	13:53:03.218
4 -	1:12.213	53.311	2:05.524	62.52	5.364	13:55:08.742
5 -	1:11.046	52.607	2:03.653	63.46	3.493	13:57:12.395
6 -	1:09.867	51.714	2:01.581 (2)	64.55	1.421	13:59:13.976
7 -	1:09.339	50.821	2:00.160 (1)	65.31		14:01:14.136

P10 48		Richie WELSH		Yamaha - EDEN'S EXPERIENCES/PETER FLEMING			
IDEAL LAP TIME : 2:02.399		BEST LAP TIME : 2:02.406		DIFFERENCE : 0.007			
LAP	SECTOR 1	SECTOR 2	LAP TIME	MPH	DIFF	TIME OF DAY	

1 -		52.265	2:09.783	60.47	7.377	13:48:51.380
2 -	1:12.883	51.552	2:04.435 (3)	63.06	2.029	13:50:55.815
3 -	1:14.145	52.465	2:06.610	61.98	4.204	13:53:02.425
4 -	1:12.216	52.681	2:04.897	62.83	2.491	13:55:07.322
5 -	1:11.501	52.531	2:04.032 (2)	63.27	1.626	13:57:11.354
6 -	1:12.546	52.822	2:05.368	62.60	2.962	13:59:16.722
7 -	1:11.508	50.898	2:02.406 (1)	64.11		14:01:19.128

P11 135		Daniel INGHAM		Honda - Derek Jones Butchers			
IDEAL LAP TIME : 2:03.164		BEST LAP TIME : 2:03.205		DIFFERENCE : 0.041			
LAP	SECTOR 1	SECTOR 2	LAP TIME	MPH	DIFF	TIME OF DAY	

1 -		51.437	2:11.539	59.66	8.334	13:48:53.136
2 -	1:12.887	52.191	2:05.078	62.74	1.873	13:50:58.214
3 -	1:13.066	52.561	2:05.627	62.47	2.422	13:53:03.841
4 -	1:12.699	51.637	2:04.336 (3)	63.11	1.131	13:55:08.177

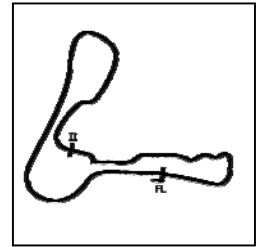
Weather / Track : Rain / Wet

Cadwell Park
Circuit Length = 2.1800 miles
Start: 13:46 Flag 14:00 End: 14:02

BMCRC - MRO Championships 2019 - Rnd 3 @ Cadwell Park

EDlasia Formula 400

RACE 4 - SECTOR ANALYSIS



SECTOR 1 = FL to I1, SECTOR 2 = I1 to FL, DIFF = Difference To Personal Best Lap, P = Crossed Finish Line in Pit Lane, D = Time Disallowed

5 -	1:12.113	53.108	2:05.221	62.67	2.016	13:57:13.398
6 -	1:11.727	51.478	2:03.205 (1)	63.69		13:59:16.603
7 -	1:11.783	51.665	2:03.448 (2)	63.57	0.243	14:01:20.051

P12 101 S	Andrew DAVIES		Yamaha - GIBSON EXHAUSTS			
IDEAL LAP TIME : 2:03.956		BEST LAP TIME : 2:03.956	DIFFERENCE : 0.000			
LAP	SECTOR 1	SECTOR 2	LAP TIME	MPH	DIFF	TIME OF DAY
1 -		54.645	2:18.600	56.62	14.644	13:49:00.197
2 -	1:16.701	55.197	2:11.898	59.50	7.942	13:51:12.095
3 -	1:14.239	54.165	2:08.404	61.12	4.448	13:53:20.499
4 -	1:12.797	53.086	2:05.883 (3)	62.34	1.927	13:55:26.382
5 -	1:12.616	53.181	2:05.797 (2)	62.38	1.841	13:57:32.179
6 -	1:12.994	53.071	2:06.065	62.25	2.109	13:59:38.244
7 -	1:11.945	52.011	2:03.956 (1)	63.31		14:01:42.200

P13 47	Allan CLARK		Kawasaki - A Clark & Sons Builders			
IDEAL LAP TIME : 2:06.343		BEST LAP TIME : 2:06.553	DIFFERENCE : 0.210			
LAP	SECTOR 1	SECTOR 2	LAP TIME	MPH	DIFF	TIME OF DAY
1 -		54.715	2:18.874	56.51	12.321	13:49:00.471
2 -	1:15.348	52.739	2:08.087	61.27	1.534	13:51:08.558
3 -	1:14.591	52.193	2:06.784 (3)	61.90	0.231	13:53:15.342
4 -	1:14.597	53.042	2:07.639	61.48	1.086	13:55:22.981
5 -	1:14.468	53.077	2:07.545	61.53	0.992	13:57:30.526
6 -	1:14.368	52.408	2:06.776 (2)	61.90	0.223	13:59:37.302
7 -	1:14.150	52.403	2:06.553 (1)	62.01		14:01:43.855

P14 221	Ricky MCGOVERN		Honda -			
IDEAL LAP TIME : 2:05.740		BEST LAP TIME : 2:05.740	DIFFERENCE : 0.000			
LAP	SECTOR 1	SECTOR 2	LAP TIME	MPH	DIFF	TIME OF DAY
1 -		54.083	2:17.412	57.11	11.672	13:48:59.009
2 -	1:17.424	54.785	2:12.209	59.36	6.469	13:51:11.218
3 -	1:17.154	54.502	2:11.656	59.61	5.916	13:53:22.874
4 -	1:14.233	53.621	2:07.854	61.38	2.114	13:55:30.728
5 -	1:12.895	52.845	2:05.740 (1)	62.41		13:57:36.468
6 -	1:13.195	52.894	2:06.089 (2)	62.24	0.349	13:59:42.557
7 -	1:13.874	53.414	2:07.288 (3)	61.65	1.548	14:01:49.845

P15 127	Adam GREEN		Kawasaki - Royal Air Force Motorsport Association			
IDEAL LAP TIME : 2:05.641		BEST LAP TIME : 2:05.641	DIFFERENCE : 0.000			
LAP	SECTOR 1	SECTOR 2	LAP TIME	MPH	DIFF	TIME OF DAY
1 -		56.009	2:21.509	55.45	15.868	13:49:03.106
2 -	1:17.997	55.847	2:13.844	58.63	8.203	13:51:16.950
3 -	1:17.863	56.100	2:13.963	58.58	8.322	13:53:30.913
4 -	1:18.575	54.727	2:13.302	58.87	7.661	13:55:44.215
5 -	1:16.000	54.437	2:10.437 (3)	60.16	4.796	13:57:54.652
6 -	1:14.947	53.808	2:08.755 (2)	60.95	3.114	14:00:03.407
7 -	1:12.733	52.908	2:05.641 (1)	62.46		14:02:09.048

P16 97 S/R	Nicholas TAIG		Honda - Mantis Motorsports			
IDEAL LAP TIME : 2:11.988		BEST LAP TIME : 2:12.145	DIFFERENCE : 0.157			
LAP	SECTOR 1	SECTOR 2	LAP TIME	MPH	DIFF	TIME OF DAY
1 -		58.917	2:31.185	51.91	19.040	13:49:12.782
2 -	1:19.750	58.048	2:17.798	56.95	5.653	13:51:30.580
3 -	1:20.379	54.803	2:15.182	58.05	3.037	13:53:45.762
4 -	1:17.709	55.332	2:13.041 (2)	58.98	0.896	13:55:58.803
5 -	1:18.637	55.820	2:14.457 (3)	58.36	2.312	13:58:13.260
6 -	1:17.866	54.279	2:12.145 (1)	59.38		14:00:25.405

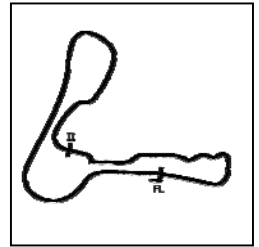
Weather / Track : Rain / Wet

Cadwell Park
Circuit Length = 2.1800 miles
Start: 13:46 Flag 14:00 End: 14:02

BMCRC - MRO Championships 2019 - Rnd 3 @ Cadwell Park

EDlasia Formula 400

RACE 4 - SECTOR ANALYSIS



SECTOR 1 = FL to I1, SECTOR 2 = I1 to FL, DIFF = Difference To Personal Best Lap, P = Crossed Finish Line in Pit Lane, D = Time Disallowed

P17 90 S		Steve RAPA		Honda - David Simon Tuning		
IDEAL LAP TIME : 2:12.747		BEST LAP TIME : 2:12.892		DIFFERENCE : 0.145		
LAP	SECTOR 1	SECTOR 2	LAP TIME	MPH	DIFF	TIME OF DAY
1 -		57.915	2:29.508	52.49	16.616	13:49:11.105
2 -	1:20.599	56.193	2:16.792	57.37	3.900	13:51:27.897
3 -	1:18.606	56.701	2:15.307 (3)	58.00	2.415	13:53:43.204
4 -	1:19.667	55.053	2:14.720 (2)	58.25	1.828	13:55:57.924
5 -	1:18.910	56.695	2:15.605	57.87	2.713	13:58:13.529
6 -	1:18.751	54.141	2:12.892 (1)	59.05		14:00:26.421

P18 63		Daniel HARDY		Kawasaki -		
IDEAL LAP TIME : 2:13.470		BEST LAP TIME : 2:13.470		DIFFERENCE : 0.000		
LAP	SECTOR 1	SECTOR 2	LAP TIME	MPH	DIFF	TIME OF DAY
1 -		57.623	2:27.858	53.07	14.388	13:49:09.455
2 -	1:21.657	58.657	2:20.314	55.93	6.844	13:51:29.769
3 -	1:22.714	57.599	2:20.313	55.93	6.843	13:53:50.082
4 -	1:20.372	56.047	2:16.419 (3)	57.52	2.949	13:56:06.501
5 -	1:18.375	55.095	2:13.470 (1)	58.80		13:58:19.971
6 -	1:19.028	55.524	2:14.552 (2)	58.32	1.082	14:00:34.523

P19 71 S		Ben BURNAL		Honda - Violent running syndicate		
IDEAL LAP TIME : 2:17.081		BEST LAP TIME : 2:17.081		DIFFERENCE : 0.000		
LAP	SECTOR 1	SECTOR 2	LAP TIME	MPH	DIFF	TIME OF DAY
1 -		1:02.966	2:31.311	51.86	14.230	13:49:12.908
2 -	1:21.478	57.930	2:19.408 (3)	56.29	2.327	13:51:32.316
3 -	1:21.136	58.312	2:19.448	56.27	2.367	13:53:51.764
4 -	1:20.266	56.815	2:17.081 (1)	57.25		13:56:08.845
5 -	1:21.432	58.812	2:20.244	55.96	3.163	13:58:29.089
6 -	1:21.206	57.596	2:18.802 (2)	56.54	1.721	14:00:47.891

P20 35 S		Sam DIGBY-BAKER		Kawasaki -		
IDEAL LAP TIME : 2:03.276		BEST LAP TIME : 2:03.276		DIFFERENCE : 0.000		
LAP	SECTOR 1	SECTOR 2	LAP TIME	MPH	DIFF	TIME OF DAY
1 -		53.303	2:15.031	58.12	11.755	13:48:56.628
2 -	1:11.857	52.289	2:04.146 (2)	63.21	0.870	13:51:00.774
3 -	1:11.106	52.170	2:03.276 (1)	63.66		13:53:04.050
4 -	1:12.447	52.847	2:05.294 (3)	62.63	2.018	13:55:09.344

P21 74 R		David BOWLER		Honda -		
IDEAL LAP TIME : 2:20.979		BEST LAP TIME :		DIFFERENCE :		
LAP	SECTOR 1	SECTOR 2	LAP TIME	MPH	DIFF	TIME OF DAY
1 -		58.991	2:32.472	51.47		13:49:14.069

BMCRC - MRO Championships 2019 - Rnd 3 @ Cadwell Park

EDlasia Formula 400

RACE 4 - BEST SECTORS

SECTOR 1			SECTOR 2			IDEAL / BEST COMPARISON						
POS	NO	NAME	TIME	NO	NAME	TIME	POS	NO	NAME	IDEAL	BEST	DIFF
									PERFECT LAP	1:55.523		
1	86	SCOTT	1:07.268	126	DAVIES	48.255	1	86	SCOTT	1:55.591	1:55.591	0.000
2	126	DAVIES	1:07.371	86	SCOTT	48.323	2	126	DAVIES	1:55.626	1:55.626	0.000
3	183	GIBSON	1:07.939	183	GIBSON	48.350	3	183	GIBSON	1:56.289	1:57.019	0.730
4	22	HARVIEK	1:08.216	13	EDMONDSON	48.557	4	13	EDMONDSON	1:57.783	1:57.948	0.165
5	85	ROBINSON	1:08.446	125	MILES	48.984	5	22	HARVIEK	1:57.932	1:58.385	0.453
6	125	MILES	1:09.052	85	ROBINSON	49.557	6	85	ROBINSON	1:58.003	1:58.473	0.470
7	13	EDMONDSON	1:09.226	22	HARVIEK	49.716	7	125	MILES	1:58.036	1:58.036	0.000
8	55	COOPER	1:09.339	12	WALDER	50.210	8	12	WALDER	1:59.680	2:00.720	1.040
9	12	WALDER	1:09.470	55	COOPER	50.821	9	55	COOPER	2:00.160	2:00.160	0.000
10	35	DIGBY-BAKER	1:11.106	48	WELSH	50.898	10	48	WELSH	2:02.399	2:02.406	0.007
11	48	WELSH	1:11.501	135	INGHAM	51.437	11	135	INGHAM	2:03.164	2:03.205	0.041
12	135	INGHAM	1:11.727	101	DAVIES	52.011	12	35	DIGBY-BAKER	2:03.276	2:03.276	0.000
13	101	DAVIES	1:11.945	35	DIGBY-BAKER	52.170	13	101	DAVIES	2:03.956	2:03.956	0.000
14	127	GREEN	1:12.733	47	CLARK	52.193	14	127	GREEN	2:05.641	2:05.641	0.000
15	221	MCGOVERN	1:12.895	221	MCGOVERN	52.845	15	221	MCGOVERN	2:05.740	2:05.740	0.000
16	47	CLARK	1:14.150	127	GREEN	52.908	16	47	CLARK	2:06.343	2:06.553	0.210
17	97	TAIG	1:17.709	90	RAPA	54.141	17	97	TAIG	2:11.988	2:12.145	0.157
18	63	HARDY	1:18.375	97	TAIG	54.279	18	90	RAPA	2:12.747	2:12.892	0.145
19	90	RAPA	1:18.606	63	HARDY	55.095	19	63	HARDY	2:13.470	2:13.470	0.000
20	71	BURNAL	1:20.266	71	BURNAL	56.815	20	71	BURNAL	2:17.081	2:17.081	0.000
21	74	BOWLER	1:21.988	74	BOWLER	58.991	21	74	BOWLER	2:20.979		
22												

Weather / Track : Rain / Wet

Results can be found at www.tsl-timing.com

Cadwell Park
 Circuit Length = 2.1800 miles
 Start: 13:46 Flag 14:00 End: 14:02

Printed - 14:04 Saturday, 27 April 2019

BMCRC - MRO Championships 2019 - Rnd 3 @ Cadwell Park



EDlasia Formula 400

RACE 13 - GRID (7 Laps)

ROW 8	22	74	David BOWLER	23	77	Neil GRANT	1	
ROW 7	19	63	Daniel HARDY	20	71	Ben BURNAL	21	9 Karl COONEY
ROW 6	16	47	Allan CLARK	17	97	Nicholas TAIG	18	90 Steve RAPA
ROW 5	13	101	Andrew DAVIES	14	127	Adam GREEN	15	221 Ricky MCGOVERN
ROW 4	10	48	Richie WELSH	11	135	Daniel INGHAM	12	35 Sam DIGBY-BAKER
ROW 3	7	85	James ROBINSON	8	55	Nick COOPER	9	12 Grant WALDER
ROW 2	4	13	Doug EDMONDSON	5	125	Ben MILES	6	22 Dave HARVIEK
ROW 1	1	86	Mathew SCOTT	2	126	Glynn DAVIES	3	183 Pete GIBSON

Pole

Cadwell Park
Circuit Length = 2.1800 miles

These results are provisional until the conclusion of any judicial and technical matters.

Clerk Of Course :		Timekeeper :
-------------------	--	--------------

Results can be found at www.tsl-timing.com

Printed - 14:07 Saturday, 27 April 2019



BMCRC - MRO Championships 2019 - Rnd 3 @ Cadwell Park



EDlasia Formula 400

RACE 13 - CLASSIFICATION

POS	NO	CL	PIC NAME	ENTRY	LAPS	TIME	GAP	DIFF	MPH	BEST	ON
1	126 *		1 Glynn DAVIES	Kawasaki -	5	9:07.769			71.63	1:45.106	5
2	13	S	1 Doug EDMONDSON	Yamaha - Martin Johnson Exhausts	5	9:09.137	1.368	1.368	71.45	1:48.074	4
3	125	S	2 Ben MILES	Yamaha - Allspeed	5	9:18.542	10.773	9.405	70.25	1:49.657	4
4	12		2 Grant WALDER	Kawasaki - Fins Motorcycles	5	9:20.569	12.800	2.027	70.00	1:50.080	4
5	48		3 Richie WELSH	Yamaha - EDEN'S EXPERIENCES/PETER FLEMIN	5	9:30.244	22.475	9.675	68.81	1:51.074	4
6	85		4 James ROBINSON	Kawasaki - claire palastanga ceramics	5	9:31.930	24.161	1.686	68.61	1:51.902	2
7	22		5 Dave HARVIEK	Kawasaki - NW Roofing London Ltd	5	9:33.844	26.075	1.914	68.38	1:51.437	4
8	101	S	3 Andrew DAVIES	Yamaha - GIBSON EXHAUSTS	5	9:34.015	26.246	0.171	68.36	1:51.631	4
9	135		6 Daniel INGHAM	Honda - Derek Jones Butchers	5	9:36.754	28.985	2.739	68.03	1:53.223	4
10	183		7 Pete GIBSON	Honda -	5	9:38.319	30.550	1.565	67.85	1:52.492	4
11	55	S	4 Nick COOPER	Honda - Skint Racing - Wemoto.com	5	9:57.843	50.074	19.524	65.63	1:57.690	4
12	221		8 Ricky MCGOVERN	Honda -	5	10:02.199	54.430	4.356	65.16	1:56.867	4
13	127		9 Adam GREEN	Kawasaki - Royal Air Force Motorsport Association	5	10:09.691	1:01.922	7.492	64.36	1:59.046	5
14	35	S	5 Sam DIGBY-BAKER	Kawasaki -	5	10:10.199	1:02.430	0.508	64.30	1:59.027	5
15	90	S	6 Steve RAPA	Honda - David Simon Tuning	5	10:15.906	1:08.137	5.707	63.71	1:59.924	3
16	47		10 Allan CLARK	Kawasaki - A Clark & Sons Builders	5	10:22.615	1:14.846	6.709	63.02	2:01.615	2
17	63		11 Daniel HARDY	Kawasaki -	5	10:31.232	1:23.463	8.617	62.16	2:04.007	3
18	71 *	S	7 Ben BURNAL	Honda - Violent running syndicate	5	10:43.301	1:35.532	12.069	60.99	2:04.495	4
19	74	R	1 David BOWLER	Honda -	5	11:05.664	1:57.895	22.363	58.94	2:10.526	4
20	97	S/R	1 Nicholas TAIG	Honda - Mantis Motorsports	5	11:06.016	1:58.247	0.352	58.91	2:10.142	4

NOT CLASSIFIED

DNF	86		Mathew SCOTT	Kawasaki - Dynotech Performance	0						
-----	----	--	--------------	---------------------------------	---	--	--	--	--	--	--

FASTEST LAP

126			Glynn DAVIES	Kawasaki -	5	1:45.106		74.66 mph		120.16 kph
13	S		Doug EDMONDSON	Yamaha - Martin Johnson Exhausts	4	1:48.074		72.61 mph		116.86 kph
97	S/R		Nicholas TAIG	Honda - Mantis Motorsports	4	2:10.142		60.30 mph		97.04 kph
74	R		David BOWLER	Honda -	4	2:10.526		60.12 mph		96.76 kph

No. 71 - 10 second penalty, jump start

No. 126 - Please fit a working transponder

Class - 92.5% of Race Speed = 66.25 mph

Class S - 92.5% of Race Speed = 66.09 mph

Class R - 92.5% of Race Speed = 54.51 mph

Class S/R - 92.5% of Race Speed = 54.49 mph

Cadwell Park

Circuit Length = 2.1800 miles

Start: 17:28 Flag 17:37 End: 17:39

Weather / Track : Cloudy / Drying

These results are provisional until the conclusion of any judicial and technical matters.

Clerk Of Course :	Timekeeper :
-------------------	--------------

Results can be found at www.tsl-timing.com

Printed - 17:41 Saturday, 27 April 2019



BMCRC - MRO Championships 2019 - Rnd 3 @ Cadwell Park

EDlasia Formula 400

RACE 13 - LAP CHART

LAP 1 @ 17:30:15.472

NO	BEHIND	LAP TIME
13		1:54.414
12	2.293	1:56.707
125	2.859	1:57.273
85	4.893	1:59.307
183	5.697	2:00.111
22	7.099	2:01.513
135	7.162	2:01.576
126	7.303	2:01.717
48	7.936	2:02.350
101	8.762	2:03.176
55	10.821	2:05.235
127	13.122	2:07.536
221	13.531	2:07.945
35	15.239	2:09.653
47	17.287	2:11.701
71	17.422	2:11.836
90	17.958	2:12.372
63	19.173	2:13.587
97	24.062	2:18.476
74	26.491	2:20.905

LAP 2 @ 17:32:04.612

NO	BEHIND	LAP TIME
13		1:49.140
125	3.464	1:49.745
12	4.756	1:51.603
126	6.064	1:47.901
85	7.655	1:51.902
183	9.836	1:53.279
48	11.713	1:52.917
22	12.691	1:54.732
135	12.733	1:54.711
101	13.189	1:53.567
55	19.573	1:57.892
127	24.374	2:00.392
221	24.758	2:00.367
35	25.305	1:59.206
47	29.762	2:01.615
90	31.297	2:02.479
71	34.119	2:05.837
63	34.935	2:04.902
97	47.912	2:12.990
74	48.795	2:11.444

LAP 3 @ 17:33:53.630

NO	BEHIND	LAP TIME
13		1:49.018
126	4.498	1:47.452
125	4.820	1:50.374
12	7.089	1:51.351
85	11.651	1:53.014
183	13.876	1:53.058
48	15.347	1:52.652
22	16.180	1:52.507
101	16.530	1:52.359
135	17.343	1:53.628
55	28.892	1:58.337
221	34.529	1:58.789
127	37.346	2:01.990
35	37.771	2:01.484
90	42.203	1:59.924

47	44.637	2:03.893
63	49.924	2:04.007
71	51.662	2:06.561
74	1:12.010	2:12.233
97	1:12.598	2:13.704

LAP 4 @ 17:35:41.704

NO	BEHIND	LAP TIME
13		1:48.074
126	2.017	1:45.593
125	6.403	1:49.657
12	9.095	1:50.080
85	17.562	1:53.985
183	18.294	1:52.492
48	18.347	1:51.074
22	19.543	1:51.437
101	20.087	1:51.631
135	22.492	1:53.223
55	38.508	1:57.690
221	43.322	1:56.867
127	49.999	2:00.727
35	50.526	2:00.829
90	54.870	2:00.741
47	59.354	2:02.791
63	1:06.475	2:04.625
71	1:08.083	2:04.495
74	1:34.462	2:10.526
97	1:34.666	2:10.142

LAP 5 @ 17:37:28.827

NO	BEHIND	LAP TIME
126		1:45.106
13	1.368	1:48.491
125	10.773	1:51.493
12	12.800	1:50.828
48	22.475	1:51.251
85	24.161	1:53.722
22	26.075	1:53.655
101	26.246	1:53.282
135	28.985	1:53.616
183	30.550	1:59.379
55	50.074	1:58.689
221	54.430	1:58.231
127	1:01.922	1:59.046
35	1:02.430	1:59.027
90	1:08.137	2:00.390
47	1:14.846	2:02.615
63	1:23.463	2:04.111
71	1:25.532	2:04.572
74	1:57.895	2:10.556
97	1:58.247	2:10.704

Weather / Track : Cloudy / Drying

Results can be found at www.tsl-timing.com

Cadwell Park

Circuit Length = 2.1800 miles

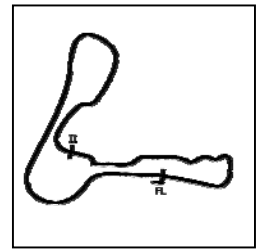
Start: 17:28 Flag 17:37 End: 17:39

Printed - 17:42 Saturday, 27 April 2019

BMCR - MRO Championships 2019 - Rnd 3 @ Cadwell Park

EDlasia Formula 400

RACE 13 - SECTOR ANALYSIS



SECTOR 1 = FL to I1, SECTOR 2 = I1 to FL, DIFF = Difference To Personal Best Lap, P = Crossed Finish Line in Pit Lane, D = Time Disallowed

P1 126		Glynn DAVIES		Kawasaki -		
IDEAL LAP TIME :		BEST LAP TIME : 1:45.106		DIFFERENCE :		
LAP	SECTOR 1	SECTOR 2	LAP TIME	MPH	DIFF	TIME OF DAY
1 -			2:01.717	64.47	16.611	17:30:22.775
2 -			1:47.901	72.73	2.795	17:32:10.676
3 -			1:47.452 (3)	73.03	2.346	17:33:58.128
4 -			1:45.593 (2)	74.32	0.487	17:35:43.721
5 -			1:45.106 (1)	74.66		17:37:28.827

P2 13 S		Doug EDMONDSON		Yamaha - Martin Johnson Exhausts		
IDEAL LAP TIME : 1:47.874		BEST LAP TIME : 1:48.074		DIFFERENCE : 0.200		
LAP	SECTOR 1	SECTOR 2	LAP TIME	MPH	DIFF	TIME OF DAY
1 -		45.180	1:54.414	68.59	6.340	17:30:15.472
2 -	1:03.672	45.468	1:49.140	71.90	1.066	17:32:04.612
3 -	1:03.751	45.267	1:49.018 (3)	71.98	0.944	17:33:53.630
4 -	1:03.222	44.852	1:48.074 (1)	72.61		17:35:41.704
5 -	1:03.022	45.469	1:48.491 (2)	72.33	0.417	17:37:30.195

P3 125 S		Ben MILES		Yamaha - Allspeed		
IDEAL LAP TIME : 1:49.642		BEST LAP TIME : 1:49.657		DIFFERENCE : 0.015		
LAP	SECTOR 1	SECTOR 2	LAP TIME	MPH	DIFF	TIME OF DAY
1 -		46.899	1:57.273	66.92	7.616	17:30:18.331
2 -	1:03.807	45.938	1:49.745 (2)	71.51	0.088	17:32:08.076
3 -	1:04.197	46.177	1:50.374 (3)	71.10	0.717	17:33:58.450
4 -	1:03.822	45.835	1:49.657 (1)	71.56		17:35:48.107
5 -	1:04.492	47.001	1:51.493	70.39	1.836	17:37:39.600

P4 12		Grant WALDER		Kawasaki - Fins Motorcycles		
IDEAL LAP TIME : 1:50.080		BEST LAP TIME : 1:50.080		DIFFERENCE : 0.000		
LAP	SECTOR 1	SECTOR 2	LAP TIME	MPH	DIFF	TIME OF DAY
1 -		46.712	1:56.707	67.24	6.627	17:30:17.765
2 -	1:04.684	46.919	1:51.603	70.32	1.523	17:32:09.368
3 -	1:04.731	46.620	1:51.351 (3)	70.48	1.271	17:34:00.719
4 -	1:03.798	46.282	1:50.080 (1)	71.29		17:35:50.799
5 -	1:03.990	46.838	1:50.828 (2)	70.81	0.748	17:37:41.627

P5 48		Richie WELSH		Yamaha - EDEN'S EXPERIENCES/PETER FLEMING		
IDEAL LAP TIME : 1:50.240		BEST LAP TIME : 1:51.074		DIFFERENCE : 0.834		
LAP	SECTOR 1	SECTOR 2	LAP TIME	MPH	DIFF	TIME OF DAY
1 -		47.954	2:02.350	64.14	11.276	17:30:23.408
2 -	1:05.660	47.257	1:52.917	69.50	1.843	17:32:16.325
3 -	1:05.671	46.981	1:52.652 (3)	69.66	1.578	17:34:08.977
4 -	1:04.787	46.287	1:51.074 (1)	70.65		17:36:00.051
5 -	1:03.953	47.298	1:51.251 (2)	70.54	0.177	17:37:51.302

P6 85		James ROBINSON		Kawasaki - claire palastanga ceramics		
IDEAL LAP TIME : 1:51.902		BEST LAP TIME : 1:51.902		DIFFERENCE : 0.000		
LAP	SECTOR 1	SECTOR 2	LAP TIME	MPH	DIFF	TIME OF DAY
1 -		47.375	1:59.307	65.78	7.405	17:30:20.365
2 -	1:04.639	47.263	1:51.902 (1)	70.13		17:32:12.267
3 -	1:05.159	47.855	1:53.014 (2)	69.44	1.112	17:34:05.281
4 -	1:05.591	48.394	1:53.985	68.85	2.083	17:35:59.266
5 -	1:04.722	49.000	1:53.722 (3)	69.01	1.820	17:37:52.988

P7 22		Dave HARVIEK		Kawasaki - NW Roofing London Ltd		
IDEAL LAP TIME : 1:51.437		BEST LAP TIME : 1:51.437		DIFFERENCE : 0.000		
LAP	SECTOR 1	SECTOR 2	LAP TIME	MPH	DIFF	TIME OF DAY
1 -						

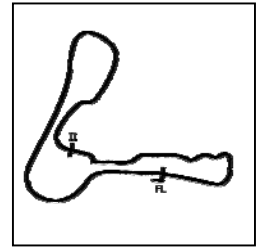
Weather / Track : Cloudy / Drying

Cadwell Park
Circuit Length = 2.1800 miles
Start: 17:28 Flag 17:37 End: 17:39

BMCRC - MRO Championships 2019 - Rnd 3 @ Cadwell Park

EDlasia Formula 400

RACE 13 - SECTOR ANALYSIS



SECTOR 1 = FL to I1, SECTOR 2 = I1 to FL, DIFF = Difference To Personal Best Lap, P = Crossed Finish Line in Pit Lane, D = Time Disallowed

1 -		48.346	2:01.513	64.58	10.076	17:30:22.571
2 -	1:07.193	47.539	1:54.732	68.40	3.295	17:32:17.303
3 -	1:05.008	47.499	1:52.507 (2)	69.75	1.070	17:34:09.810
4 -	1:04.564	46.873	1:51.437 (1)	70.42		17:36:01.247
5 -	1:05.562	48.093	1:53.655 (3)	69.05	2.218	17:37:54.902

P8 101 S	Andrew DAVIES		Yamaha - GIBSON EXHAUSTS			
IDEAL LAP TIME : 1:51.631	BEST LAP TIME : 1:51.631	DIFFERENCE : 0.000				
LAP	SECTOR 1	SECTOR 2	LAP TIME	MPH	DIFF	TIME OF DAY
1 -		47.909	2:03.176	63.71	11.545	17:30:24.234
2 -	1:05.943	47.624	1:53.567	69.10	1.936	17:32:17.801
3 -	1:04.986	47.373	1:52.359 (2)	69.84	0.728	17:34:10.160
4 -	1:04.505	47.126	1:51.631 (1)	70.30		17:36:01.791
5 -	1:05.338	47.944	1:53.282 (3)	69.27	1.651	17:37:55.073

P9 135	Daniel INGHAM		Honda - Derek Jones Butchers			
IDEAL LAP TIME : 1:53.053	BEST LAP TIME : 1:53.223	DIFFERENCE : 0.170				
LAP	SECTOR 1	SECTOR 2	LAP TIME	MPH	DIFF	TIME OF DAY
1 -		48.026	2:01.576	64.55	8.353	17:30:22.634
2 -	1:06.686	48.025	1:54.711	68.41	1.488	17:32:17.345
3 -	1:06.262	47.366	1:53.628 (3)	69.06	0.405	17:34:10.973
4 -	1:05.858	47.365	1:53.223 (1)	69.31		17:36:04.196
5 -	1:06.421	47.195	1:53.616 (2)	69.07	0.393	17:37:57.812

P10 183	Pete GIBSON		Honda -			
IDEAL LAP TIME : 1:52.369	BEST LAP TIME : 1:52.492	DIFFERENCE : 0.123				
LAP	SECTOR 1	SECTOR 2	LAP TIME	MPH	DIFF	TIME OF DAY
1 -		47.615	2:00.111	65.33	7.619	17:30:21.169
2 -	1:06.497	46.782	1:53.279 (3)	69.28	0.787	17:32:14.448
3 -	1:06.310	46.748	1:53.058 (2)	69.41	0.566	17:34:07.506
4 -	1:05.621	46.871	1:52.492 (1)	69.76		17:35:59.998
5 -	1:09.226	50.153	1:59.379	65.74	6.887	17:37:59.377

P11 55 S	Nick COOPER		Honda - Skint Racing - Wemoto.com			
IDEAL LAP TIME : 1:57.684	BEST LAP TIME : 1:57.690	DIFFERENCE : 0.006				
LAP	SECTOR 1	SECTOR 2	LAP TIME	MPH	DIFF	TIME OF DAY
1 -		50.113	2:05.235	62.66	7.545	17:30:26.293
2 -	1:08.288	49.604	1:57.892 (2)	66.56	0.202	17:32:24.185
3 -	1:08.461	49.876	1:58.337 (3)	66.31	0.647	17:34:22.522
4 -	1:08.294	49.396	1:57.690 (1)	66.68		17:36:20.212
5 -	1:08.434	50.255	1:58.689	66.12	0.999	17:38:18.901

P12 221	Ricky MCGOVERN		Honda -			
IDEAL LAP TIME : 1:56.524	BEST LAP TIME : 1:56.867	DIFFERENCE : 0.343				
LAP	SECTOR 1	SECTOR 2	LAP TIME	MPH	DIFF	TIME OF DAY
1 -		50.291	2:07.945	61.33	11.078	17:30:29.003
2 -	1:09.922	50.445	2:00.367	65.20	3.500	17:32:29.370
3 -	1:09.434	49.355	1:58.789 (3)	66.06	1.922	17:34:28.159
4 -	1:07.169	49.698	1:56.867 (1)	67.15		17:36:25.026
5 -	1:08.071	50.160	1:58.231 (2)	66.37	1.364	17:38:23.257

P13 127	Adam GREEN		Kawasaki - Royal Air Force Motorsport Association			
IDEAL LAP TIME : 1:59.046	BEST LAP TIME : 1:59.046	DIFFERENCE : 0.000				
LAP	SECTOR 1	SECTOR 2	LAP TIME	MPH	DIFF	TIME OF DAY
1 -		50.741	2:07.536	61.53	8.490	17:30:28.594
2 -	1:09.775	50.617	2:00.392 (2)	65.18	1.346	17:32:28.986
3 -	1:10.540	51.450	2:01.990	64.33	2.944	17:34:30.976
4 -	1:09.946	50.781	2:00.727 (3)	65.00	1.681	17:36:31.703

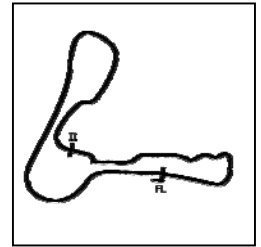
Weather / Track : Cloudy / Drying

Cadwell Park
Circuit Length = 2.1800 miles
Start: 17:28 Flag 17:37 End: 17:39

BMCRC - MRO Championships 2019 - Rnd 3 @ Cadwell Park

EDlasia Formula 400

RACE 13 - SECTOR ANALYSIS



SECTOR 1 = FL to I1, SECTOR 2 = I1 to FL, DIFF = Difference To Personal Best Lap, P = Crossed Finish Line in Pit Lane, D = Time Disallowed

5 - 1:09.019 50.027 1:59.046 (1) 65.92 17:38:30.749

P14 35 S		Sam DIGBY-BAKER		Kawasaki -			
IDEAL LAP TIME : 1:58.667		BEST LAP TIME : 1:59.027		DIFFERENCE : 0.360			
LAP	SECTOR 1	SECTOR 2	LAP TIME	MPH	DIFF	TIME OF DAY	
1 -		50.931	2:09.653	60.53	10.626	17:30:30.711	
2 -	1:09.588	49.618	1:59.206 (2)	65.83	0.179	17:32:29.917	
3 -	1:10.181	51.303	2:01.484	64.60	2.457	17:34:31.401	
4 -	1:10.671	50.158	2:00.829 (3)	64.95	1.802	17:36:32.230	
5 -	1:09.049	49.978	1:59.027 (1)	65.93		17:38:31.257	

P15 90 S		Steve RAPA		Honda - David Simon Tuning			
IDEAL LAP TIME : 1:59.071		BEST LAP TIME : 1:59.924		DIFFERENCE : 0.853			
LAP	SECTOR 1	SECTOR 2	LAP TIME	MPH	DIFF	TIME OF DAY	
1 -		52.152	2:12.372	59.28	12.448	17:30:33.430	
2 -	1:11.960	50.519	2:02.479	64.07	2.555	17:32:35.909	
3 -	1:09.724	50.200	1:59.924 (1)	65.44		17:34:35.833	
4 -	1:10.255	50.486	2:00.741 (3)	64.99	0.817	17:36:36.574	
5 -	1:08.871	51.519	2:00.390 (2)	65.18	0.466	17:38:36.964	

P16 47		Allan CLARK		Kawasaki - A Clark & Sons Builders			
IDEAL LAP TIME : 2:01.583		BEST LAP TIME : 2:01.615		DIFFERENCE : 0.032			
LAP	SECTOR 1	SECTOR 2	LAP TIME	MPH	DIFF	TIME OF DAY	
1 -		52.095	2:11.701	59.58	10.086	17:30:32.759	
2 -	1:10.919	50.696	2:01.615 (1)	64.53		17:32:34.374	
3 -	1:12.441	51.452	2:03.893	63.34	2.278	17:34:38.267	
4 -	1:11.931	50.860	2:02.791 (3)	63.91	1.176	17:36:41.058	
5 -	1:11.951	50.664	2:02.615 (2)	64.00	1.000	17:38:43.673	

P17 63		Daniel HARDY		Kawasaki -			
IDEAL LAP TIME : 2:03.842		BEST LAP TIME : 2:04.007		DIFFERENCE : 0.165			
LAP	SECTOR 1	SECTOR 2	LAP TIME	MPH	DIFF	TIME OF DAY	
1 -		52.575	2:13.587	58.74	9.580	17:30:34.645	
2 -	1:12.362	52.540	2:04.902	62.83	0.895	17:32:39.547	
3 -	1:12.311	51.696	2:04.007 (1)	63.28		17:34:43.554	
4 -	1:13.094	51.531	2:04.625 (3)	62.97	0.618	17:36:48.179	
5 -	1:12.422	51.689	2:04.111 (2)	63.23	0.104	17:38:52.290	

P18 71 S		Ben BURNAL		Honda - Violent running syndicate			
IDEAL LAP TIME : 2:03.632		BEST LAP TIME : 2:04.495		DIFFERENCE : 0.863			
LAP	SECTOR 1	SECTOR 2	LAP TIME	MPH	DIFF	TIME OF DAY	
1 -		52.431	2:11.836	59.52	7.341	17:30:32.894	
2 -	1:13.386	52.451	2:05.837 (3)	62.36	1.342	17:32:38.731	
3 -	1:13.633	52.928	2:06.561	62.01	2.066	17:34:45.292	
4 -	1:11.796	52.699	2:04.495 (1)	63.03		17:36:49.787	
5 -	1:11.201	53.371	2:04.572 (2)	63.00	0.077	17:38:54.359	

P19 74 R		David BOWLER		Honda -			
IDEAL LAP TIME : 2:09.800		BEST LAP TIME : 2:10.526		DIFFERENCE : 0.726			
LAP	SECTOR 1	SECTOR 2	LAP TIME	MPH	DIFF	TIME OF DAY	
1 -		55.502	2:20.905	55.69	10.379	17:30:41.963	
2 -	1:16.577	54.867	2:11.444 (3)	59.70	0.918	17:32:53.407	
3 -	1:16.372	55.861	2:12.233	59.35	1.707	17:35:05.640	
4 -	1:15.379	55.147	2:10.526 (1)	60.12		17:37:16.166	
5 -	1:16.135	54.421	2:10.556 (2)	60.11	0.030	17:39:26.722	

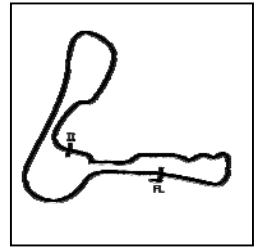
Weather / Track : Cloudy / Drying

Cadwell Park
Circuit Length = 2.1800 miles
Start: 17:28 Flag 17:37 End: 17:39

BMCRC - MRO Championships 2019 - Rnd 3 @ Cadwell Park

EDlasia Formula 400

RACE 13 - SECTOR ANALYSIS



SECTOR 1 = FL to I1, SECTOR 2 = I1 to FL, DIFF = Difference To Personal Best Lap, P = Crossed Finish Line in Pit Lane, D = Time Disallowed

P20 97 S/R		Nicholas TAIG		Honda - Mantis Motorsports			
IDEAL LAP TIME : 2:10.118		BEST LAP TIME : 2:10.142		DIFFERENCE : 0.024			
LAP	SECTOR 1	SECTOR 2	LAP TIME	MPH	DIFF	TIME OF DAY	
1 -		54.028	2:18.476	56.67	8.334	17:30:39.534	
2 -	1:18.396	54.594	2:12.990 (3)	59.01	2.848	17:32:52.524	
3 -	1:17.722	55.982	2:13.704	58.69	3.562	17:35:06.228	
4 -	1:16.090	54.052	2:10.142 (1)	60.30		17:37:16.370	
5 -	1:16.649	54.055	2:10.704 (2)	60.04	0.562	17:39:27.074	

BMCRC - MRO Championships 2019 - Rnd 3 @ Cadwell Park

EDlasia Formula 400

RACE 13 - BEST SECTORS

SECTOR 1			SECTOR 2			IDEAL / BEST COMPARISON						
POS	NO	NAME	TIME	NO	NAME	TIME	POS	NO	NAME	IDEAL	BEST	DIFF
									PERFECT LAP	1:47.874		
1	13	EDMONDSON	1:03.022	13	EDMONDSON	44.852	1	13	EDMONDSON	1:47.874	1:48.074	0.200
2	12	WALDER	1:03.798	125	MILES	45.835	2	125	MILES	1:49.642	1:49.657	0.015
3	125	MILES	1:03.807	12	WALDER	46.282	3	12	WALDER	1:50.080	1:50.080	0.000
4	48	WELSH	1:03.953	48	WELSH	46.287	4	48	WELSH	1:50.240	1:51.074	0.834
5	101	DAVIES	1:04.505	183	GIBSON	46.748	5	22	HARVIEK	1:51.437	1:51.437	0.000
6	22	HARVIEK	1:04.564	22	HARVIEK	46.873	6	101	DAVIES	1:51.631	1:51.631	0.000
7	85	ROBINSON	1:04.639	101	DAVIES	47.126	7	85	ROBINSON	1:51.902	1:51.902	0.000
8	183	GIBSON	1:05.621	135	INGHAM	47.195	8	183	GIBSON	1:52.369	1:52.492	0.123
9	135	INGHAM	1:05.858	85	ROBINSON	47.263	9	135	INGHAM	1:53.053	1:53.223	0.170
10	221	MCGOVERN	1:07.169	221	MCGOVERN	49.355	10	221	MCGOVERN	1:56.524	1:56.867	0.343
11	55	COOPER	1:08.288	55	COOPER	49.396	11	55	COOPER	1:57.684	1:57.690	0.006
12	90	RAPA	1:08.871	35	DIGBY-BAKER	49.618	12	35	DIGBY-BAKER	1:58.667	1:59.027	0.360
13	127	GREEN	1:09.019	127	GREEN	50.027	13	127	GREEN	1:59.046	1:59.046	0.000
14	35	DIGBY-BAKER	1:09.049	90	RAPA	50.200	14	90	RAPA	1:59.071	1:59.924	0.853
15	47	CLARK	1:10.919	47	CLARK	50.664	15	47	CLARK	2:01.583	2:01.615	0.032
16	71	BURNAL	1:11.201	63	HARDY	51.531	16	71	BURNAL	2:03.632	2:04.495	0.863
17	63	HARDY	1:12.311	71	BURNAL	52.431	17	63	HARDY	2:03.842	2:04.007	0.165
18	74	BOWLER	1:15.379	97	TAIG	54.028	18	74	BOWLER	2:09.800	2:10.526	0.726
19	97	TAIG	1:16.090	74	BOWLER	54.421	19	97	TAIG	2:10.118	2:10.142	0.024
20							20	126	DAVIES		1:45.106	
21												

Weather / Track : Cloudy / Drying

Results can be found at www.tsl-timing.com

Cadwell Park
 Circuit Length = 2.1800 miles
 Start: 17:28 Flag 17:37 End: 17:39

Printed - 17:42 Saturday, 27 April 2019

BMCRC - MRO Championships 2019 - Rnd 3 @ Cadwell Park



EDlasia Formula 400

RACE 4 - GRID (9 Laps)

ROW 8	22	9	Karl COONEY	23	77	Neil GRANT	1					
ROW 7	19	97	Nicholas TAIG	2:10.142	20	74	David BOWLER	2:10.526	21	86	Mathew SCOTT	
ROW 6	16	47	Allan CLARK	2:01.615	17	63	Daniel HARDY	2:04.007	18	71	Ben BURNAL	2:04.495
ROW 5	13	35	Sam DIGBY-BAKER	1:59.027	14	127	Adam GREEN	1:59.046	15	90	Steve RAPA	1:59.924
ROW 4	10	135	Daniel INGHAM	1:53.223	11	221	Ricky MCGOVERN	1:56.867	12	55	Nick COOPER	1:57.690
ROW 3	7	101	Andrew DAVIES	1:51.631	8	85	James ROBINSON	1:51.902	9	183	Pete GIBSON	1:52.492
ROW 2	4	12	Grant WALDER	1:50.080	5	48	Richie WELSH	1:51.074	6	22	Dave HARVIEK	1:51.437
ROW 1	1	126	Glynn DAVIES	1:45.106	2	13	Doug EDMONDSON	1:48.074	3	125	Ben MILES	1:49.657
			Pole									

Cadwell Park
Circuit Length = 2.1800 miles

These results are provisional until the conclusion of any judicial and technical matters.

Clerk Of Course :		Timekeeper :
-------------------	--	--------------

Results can be found at www.tsl-timing.com

Printed - 17:44 Saturday, 27 April 2019



BMCRC - MRO Championships 2019 - Rnd 3 @ Cadwell Park



EDlasia Formula 400

RACE 4 - CLASSIFICATION

POS	NO	CL	PIC NAME	ENTRY	LAPS	TIME	GAP	DIFF	MPH	BEST	ON
1	126		1 Glynn DAVIES	Kawasaki -	9	16:25.238			71.69	1:47.371	5
2	13	S	1 Doug EDMONDSON	Yamaha - Martin Johnson Exhausts	9	16:27.421	2.183	2.183	71.53	1:47.814	8
3	101	S	2 Andrew DAVIES	Yamaha - GIBSON EXHAUSTS	9	16:55.595	30.357	28.174	69.54	1:48.517	9
4	125	S	3 Ben MILES	Yamaha - Allspeed	9	16:56.531	31.293	0.936	69.48	1:48.608	9
5	12		2 Grant WALDER	Kawasaki - Fins Motorcycles	9	17:07.067	41.829	10.536	68.77	1:51.656	6
6	135		3 Daniel INGHAM	Honda - Derek Jones Butchers	9	17:13.684	48.446	6.617	68.33	1:52.039	7
7	86		4 Mathew SCOTT	Kawasaki - Dynotech Performance	9	17:16.512	51.274	2.828	68.14	1:51.597	6
8	48		5 Richie WELSH	Yamaha - EDEN'S EXPERIENCES/PETER FLEMING	9	17:18.648	53.410	2.136	68.00	1:53.034	6
9	35	S	4 Sam DIGBY-BAKER	Kawasaki -	9	17:19.665	54.427	1.017	67.93	1:53.247	6
10	127		6 Adam GREEN	Kawasaki - Royal Air Force Motorsport Association	9	17:33.054	1:07.816	13.389	67.07	1:51.843	9
11	183		7 Pete GIBSON	Honda -	9	17:33.692	1:08.454	0.638	67.03	1:50.640	9
12	55	S	5 Nick COOPER	Honda - Skint Racing - Wemoto.com	9	17:40.006	1:14.768	6.314	66.63	1:54.133	8
13	221		8 Ricky MCGOVERN	Honda -	9	17:59.507	1:34.269	19.501	65.43	1:56.080	8
14	47		9 Allan CLARK	Kawasaki - A Clark & Sons Builders	9	18:26.102	2:00.864	26.595	63.85	2:00.333	6
15	63		10 Daniel HARDY	Kawasaki -	8	16:33.508	1 Lap	1 Lap	63.19	2:01.198	7
16	90	S	6 Steve RAPA	Honda - David Simon Tuning	8	17:07.781	1 Lap	34.273	61.08	2:04.601	8
17	97	S/R	1 Nicholas TAIG	Honda - Mantis Motorsports	8	17:24.262	1 Lap	16.481	60.12	2:07.095	7
18	74	R	1 David BOWLER	Honda -	8	17:51.129	1 Lap	26.867	58.61	2:09.097	7

NOT CLASSIFIED

DNF	22		Dave HARVIEK	Kawasaki - NW Roofing London Ltd	7	13:24.257	2 Laps	1 Lap	68.30	1:52.797	6
DNF	85		James ROBINSON	Kawasaki - claire palastanga ceramics	0						
DNF	71	S	Ben BURNAL	Honda - Violent running syndicate	0						

FASTEST LAP

126			Glynn DAVIES	Kawasaki -	5	1:47.371		73.09 mph		117.63 kph
13	S		Doug EDMONDSON	Yamaha - Martin Johnson Exhausts	8	1:47.814		72.79 mph		117.14 kph
97	S/R		Nicholas TAIG	Honda - Mantis Motorsports	7	2:07.095		61.74 mph		99.37 kph
74	R		David BOWLER	Honda -	7	2:09.097		60.79 mph		97.83 kph

Class - 92.5% of Race Speed = 66.31 mph
 Class S - 92.5% of Race Speed = 66.16 mph
 Class S/R - 92.5% of Race Speed = 55.61 mph
 Class R - 92.5% of Race Speed = 54.21 mph

Cadwell Park
 Circuit Length = 2.1800 miles
 Start: 11:25 Flag 11:41 End: 11:43

Weather / Track : Cloudy / Wet
 These results are provisional until the conclusion of any judicial and technical matters.

Clerk Of Course :	Timekeeper :
-------------------	--------------

Results can be found at www.tsl-timing.com

Printed - 11:45 Sunday, 28 April 2019



EDlasia Formula 400

RACE 4 - LAP CHART

LAP 1 @ 11:27:09.778

NO	BEHIND	LAP TIME
126		1:57.123
13	0.429	1:57.552
12	3.336	2:00.459
22	4.068	2:01.191
125	4.751	2:01.874
48	5.819	2:02.942
101	6.396	2:03.519
135	7.120	2:04.243
35	8.883	2:06.006
55	11.674	2:08.797
86	11.727	2:08.850
127	14.724	2:11.847
63	15.605	2:12.728
221	15.801	2:12.924
47	16.648	2:13.771
183	19.149	2:16.272
90	22.549	2:19.672
74	26.634	2:23.757
97	27.082	2:24.205

LAP 2 @ 11:28:58.879

NO	BEHIND	LAP TIME
126		1:49.101
13	1.338	1:50.010
12	9.299	1:55.064
22	9.727	1:54.760
125	10.117	1:54.467
101	11.222	1:53.927
48	13.112	1:56.394
135	14.044	1:56.025
35	15.293	1:55.511
86	18.784	1:56.158
55	22.064	1:59.491
127	23.497	1:57.874
221	29.485	2:02.785
63	31.651	2:05.147
47	32.015	2:04.468
183	32.905	2:02.857
90	42.029	2:08.581
74	48.685	2:11.152
97	48.909	2:10.928

LAP 3 @ 11:30:49.002

NO	BEHIND	LAP TIME
126		1:50.123
13	0.642	1:49.427
12	13.908	1:54.732
22	14.271	1:54.667
125	14.568	1:54.574
101	14.695	1:53.596
48	17.665	1:54.676
135	18.599	1:54.678
35	19.534	1:54.364
86	23.990	1:55.329

Weather / Track : Cloudy / Wet

Results can be found at www.tsl-timing.com



55	30.172	1:58.231
127	30.938	1:57.564
221	38.673	1:59.311
183	42.589	1:59.807
47	43.417	2:01.525
63	45.680	2:04.152
90	58.397	2:06.491
74	1:08.580	2:10.018
97	1:09.047	2:10.261

LAP 4 @ 11:32:36.722

NO	BEHIND	LAP TIME
126		1:47.720
13	0.766	1:47.844
101	19.818	1:52.843
22	20.506	1:53.955
125	20.687	1:53.839
12	22.111	1:55.923
135	24.431	1:53.552
48	24.966	1:55.021
35	25.943	1:54.129
86	29.199	1:52.929
55	39.009	1:56.557
127	39.949	1:56.731
221	48.705	1:57.752
183	51.011	1:56.142
47	56.823	2:01.126
63	1:01.641	2:03.681
90	1:16.088	2:05.411
97	1:28.664	2:07.337

LAP 5 @ 11:34:24.093

NO	BEHIND	LAP TIME
126		1:47.371
74	1 Lap	2:27.322
13	2.062	1:48.667
101	23.459	1:51.012
125	24.082	1:50.766
22	27.157	1:54.022
12	27.413	1:52.673
135	29.889	1:52.829
48	31.116	1:53.521
35	32.165	1:53.593
86	34.123	1:52.295
55	48.285	1:56.647
127	48.781	1:56.203
183	57.332	1:53.692
221	59.554	1:58.220
47	1:10.141	2:00.689
63	1:17.586	2:03.316
90	1:36.280	2:07.563

LAP 6 @ 11:36:12.717

NO	BEHIND	LAP TIME
126		1:48.624
97	1 Lap	2:08.972

13	2.346	1:48.908
74	1 Lap	2:10.200
125	25.893	1:50.435
101	25.997	1:51.162
12	30.445	1:51.656
22	31.330	1:52.797
135	33.711	1:52.446
48	35.526	1:53.034
35	36.788	1:53.247
86	37.096	1:51.597
127	54.421	1:54.264
55	55.669	1:56.008
183	1:00.483	1:51.775
221	1:09.757	1:58.827
47	1:21.850	2:00.333
63	1:30.229	2:01.267

LAP 7 @ 11:38:00.866

NO	BEHIND	LAP TIME
126		1:48.149
13	2.659	1:48.462
90	1 Lap	2:07.999
97	1 Lap	2:07.678
125	29.084	1:51.340
101	29.229	1:51.381
12	34.113	1:51.817
22	36.046	1:52.865
135	37.601	1:52.039
48	42.119	1:54.742
86	42.731	1:53.784
35	43.736	1:55.097
74	1 Lap	2:09.567
127	59.641	1:53.369
55	1:02.612	1:55.092
183	1:03.678	1:51.344
221	1:18.753	1:57.145
47	1:35.126	2:01.425
63	1:43.278	2:01.198

LAP 8 @ 11:39:48.807

NO	BEHIND	LAP TIME
126		1:47.941
13	2.532	1:47.814
90	1 Lap	2:07.463
101	30.926	1:49.638
125	31.771	1:50.628
12	38.567	1:52.395
97	1 Lap	2:07.095
135	42.391	1:52.731
86	47.166	1:52.376
48	48.566	1:54.388
35	49.937	1:54.142
74	1 Lap	2:09.097
127	1:05.059	1:53.359
183	1:06.900	1:51.163
55	1:08.804	1:54.133
221	1:26.892	1:56.080

LAP 9 @ 11:41:37.893

NO	BEHIND	LAP TIME
126		1:49.086
13	2.183	1:48.737
63	1 Lap	2:02.019
101	30.357	1:48.517
125	31.293	1:48.608
12	41.829	1:52.348
90	1 Lap	2:04.601
135	48.446	1:55.141
86	51.274	1:53.194
48	53.410	1:53.930
35	54.427	1:53.576
97	1 Lap	2:07.786
127	1:07.816	1:51.843
183	1:08.454	1:50.640
55	1:14.768	1:55.050
74	1 Lap	2:10.016
221	1:34.269	1:56.463
47	2:00.864	2:01.546

Cadwell Park
Circuit Length = 2.1800 miles
Start: 11:25 Flag 11:41 End: 11:43

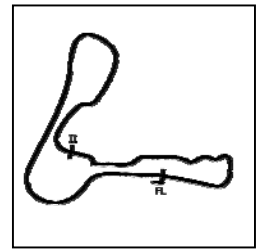
Printed - 11:47 Sunday, 28 April 2019



BMCRC - MRO Championships 2019 - Rnd 3 @ Cadwell Park

EDlasia Formula 400

RACE 4 - SECTOR ANALYSIS



SECTOR 1 = FL to I1, SECTOR 2 = I1 to FL, DIFF = Difference To Personal Best Lap, P = Crossed Finish Line in Pit Lane, D = Time Disallowed

P1 126		Glynn DAVIES		Kawasaki -		
IDEAL LAP TIME : 1:47.371		BEST LAP TIME : 1:47.371		DIFFERENCE : 0.000		
LAP	SECTOR 1	SECTOR 2	LAP TIME	MPH	DIFF	TIME OF DAY
1 -		47.029	1:57.123	67.00	9.752	11:27:09.778
2 -	1:02.951	46.150	1:49.101	71.93	1.730	11:28:58.879
3 -	1:03.871	46.252	1:50.123	71.26	2.752	11:30:49.002
4 -	1:02.082	45.638	1:47.720 (2)	72.85	0.349	11:32:36.722
5 -	1:01.981	45.390	1:47.371 (1)	73.09		11:34:24.093
6 -	1:02.559	46.065	1:48.624	72.24	1.253	11:36:12.717
7 -	1:02.491	45.658	1:48.149	72.56	0.778	11:38:00.866
8 -	1:02.361	45.580	1:47.941 (3)	72.70	0.570	11:39:48.807
9 -	1:03.031	46.055	1:49.086	71.94	1.715	11:41:37.893

P2 13 S		Doug EDMONDSON		Yamaha - Martin Johnson Exhausts		
IDEAL LAP TIME : 1:47.661		BEST LAP TIME : 1:47.814		DIFFERENCE : 0.153		
LAP	SECTOR 1	SECTOR 2	LAP TIME	MPH	DIFF	TIME OF DAY
1 -		47.125	1:57.552	66.76	9.738	11:27:10.207
2 -	1:03.681	46.329	1:50.010	71.33	2.196	11:29:00.217
3 -	1:03.748	45.679	1:49.427	71.71	1.613	11:30:49.644
4 -	1:02.701	45.143	1:47.844 (2)	72.77	0.030	11:32:37.488
5 -	1:02.981	45.686	1:48.667	72.22	0.853	11:34:26.155
6 -	1:03.466	45.442	1:48.908	72.06	1.094	11:36:15.063
7 -	1:02.833	45.629	1:48.462 (3)	72.35	0.648	11:38:03.525
8 -	1:02.708	45.106	1:47.814 (1)	72.79		11:39:51.339
9 -	1:03.777	44.960	1:48.737	72.17	0.923	11:41:40.076

P3 101 S		Andrew DAVIES		Yamaha - GIBSON EXHAUSTS		
IDEAL LAP TIME : 1:48.517		BEST LAP TIME : 1:48.517		DIFFERENCE : 0.000		
LAP	SECTOR 1	SECTOR 2	LAP TIME	MPH	DIFF	TIME OF DAY
1 -		48.862	2:03.519	63.53	15.002	11:27:16.174
2 -	1:06.592	47.335	1:53.927	68.88	5.410	11:29:10.101
3 -	1:05.339	48.257	1:53.596	69.08	5.079	11:31:03.697
4 -	1:05.308	47.535	1:52.843	69.54	4.326	11:32:56.540
5 -	1:04.452	46.560	1:51.012 (3)	70.69	2.495	11:34:47.552
6 -	1:04.586	46.576	1:51.162	70.60	2.645	11:36:38.714
7 -	1:04.625	46.756	1:51.381	70.46	2.864	11:38:30.095
8 -	1:04.119	45.519	1:49.638 (2)	71.58	1.121	11:40:19.733
9 -	1:03.304	45.213	1:48.517 (1)	72.32		11:42:08.250

P4 125 S		Ben MILES		Yamaha - Allspeed		
IDEAL LAP TIME : 1:48.608		BEST LAP TIME : 1:48.608		DIFFERENCE : 0.000		
LAP	SECTOR 1	SECTOR 2	LAP TIME	MPH	DIFF	TIME OF DAY
1 -		48.652	2:01.874	64.39	13.266	11:27:14.529
2 -	1:05.901	48.566	1:54.467	68.56	5.859	11:29:08.996
3 -	1:06.294	48.280	1:54.574	68.49	5.966	11:31:03.570
4 -	1:06.464	47.375	1:53.839	68.94	5.231	11:32:57.409
5 -	1:04.221	46.545	1:50.766	70.85	2.158	11:34:48.175
6 -	1:03.250	47.185	1:50.435 (2)	71.06	1.827	11:36:38.610
7 -	1:04.141	47.199	1:51.340	70.48	2.732	11:38:29.950
8 -	1:04.469	46.159	1:50.628 (3)	70.94	2.020	11:40:20.578
9 -	1:02.462	46.146	1:48.608 (1)	72.26		11:42:09.186

P5 12		Grant WALDER		Kawasaki - Fins Motorcycles		
IDEAL LAP TIME : 1:51.089		BEST LAP TIME : 1:51.656		DIFFERENCE : 0.567		
LAP	SECTOR 1	SECTOR 2	LAP TIME	MPH	DIFF	TIME OF DAY
1 -		48.331	2:00.459	65.15	8.803	11:27:13.114
2 -	1:06.400	48.664	1:55.064	68.20	3.408	11:29:08.178
3 -	1:06.409	48.323	1:54.732	68.40	3.076	11:31:02.910
4 -	1:07.784	48.139	1:55.923	67.70	4.267	11:32:58.833

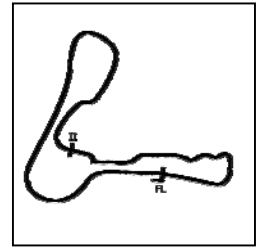
Weather / Track : Cloudy / Wet

Cadwell Park
Circuit Length = 2.1800 miles
Start: 11:25 Flag 11:41 End: 11:43

BMCRC - MRO Championships 2019 - Rnd 3 @ Cadwell Park

EDlasia Formula 400

RACE 4 - SECTOR ANALYSIS



SECTOR 1 = FL to I1, SECTOR 2 = I1 to FL, DIFF = Difference To Personal Best Lap, P = Crossed Finish Line in Pit Lane, D = Time Disallowed

5 -	1:04.647	48.026	1:52.673	69.65	1.017	11:34:51.506
6 -	1:04.523	47.133	1:51.656 (1)	70.28		11:36:43.162
7 -	1:04.775	47.042	1:51.817 (2)	70.18	0.161	11:38:34.979
8 -	1:04.756	47.639	1:52.395	69.82	0.739	11:40:27.374
9 -	1:04.047	48.301	1:52.348 (3)	69.85	0.692	11:42:19.722

P6	135	Daniel INGHAM	Honda - Derek Jones Butchers			
IDEAL LAP TIME : 1:51.960		BEST LAP TIME : 1:52.039	DIFFERENCE : 0.079			
LAP	SECTOR 1	SECTOR 2	LAP TIME	MPH	DIFF	TIME OF DAY

1 -		49.015	2:04.243	63.16	12.204	11:27:16.898
2 -	1:06.787	49.238	1:56.025	67.64	3.986	11:29:12.923
3 -	1:06.251	48.427	1:54.678	68.43	2.639	11:31:07.601
4 -	1:05.826	47.726	1:53.552	69.11	1.513	11:33:01.153
5 -	1:05.611	47.218	1:52.829	69.55	0.790	11:34:53.982
6 -	1:05.193	47.253	1:52.446 (2)	69.79	0.407	11:36:46.428
7 -	1:05.272	46.767	1:52.039 (1)	70.04		11:38:38.467
8 -	1:05.346	47.385	1:52.731 (3)	69.61	0.692	11:40:31.198
9 -	1:07.298	47.843	1:55.141	68.16	3.102	11:42:26.339

P7	86	Mathew SCOTT	Kawasaki - Dynotech Performance			
IDEAL LAP TIME : 1:51.370		BEST LAP TIME : 1:51.597	DIFFERENCE : 0.227			
LAP	SECTOR 1	SECTOR 2	LAP TIME	MPH	DIFF	TIME OF DAY

1 -		50.692	2:08.850	60.90	17.253	11:27:21.505
2 -	1:07.538	48.620	1:56.158	67.56	4.561	11:29:17.663
3 -	1:06.698	48.631	1:55.329	68.04	3.732	11:31:12.992
4 -	1:05.729	47.200	1:52.929	69.49	1.332	11:33:05.921
5 -	1:04.602	47.693	1:52.295 (2)	69.88	0.698	11:34:58.216
6 -	1:04.170	47.427	1:51.597 (1)	70.32		11:36:49.813
7 -	1:04.681	49.103	1:53.784	68.97	2.187	11:38:43.597
8 -	1:04.850	47.526	1:52.376 (3)	69.83	0.779	11:40:35.973
9 -	1:05.776	47.418	1:53.194	69.33	1.597	11:42:29.167

P8	48	Richie WELSH	Yamaha - EDEN'S EXPERIENCES/PETER FLEMING			
IDEAL LAP TIME : 1:52.695		BEST LAP TIME : 1:53.034	DIFFERENCE : 0.339			
LAP	SECTOR 1	SECTOR 2	LAP TIME	MPH	DIFF	TIME OF DAY

1 -		48.703	2:02.942	63.83	9.908	11:27:15.597
2 -	1:07.697	48.697	1:56.394	67.42	3.360	11:29:11.991
3 -	1:06.677	47.999	1:54.676	68.43	1.642	11:31:06.667
4 -	1:06.552	48.469	1:55.021	68.23	1.987	11:33:01.688
5 -	1:05.831	47.690	1:53.521 (2)	69.13	0.487	11:34:55.209
6 -	1:05.005	48.029	1:53.034 (1)	69.43		11:36:48.243
7 -	1:06.214	48.528	1:54.742	68.39	1.708	11:38:42.985
8 -	1:06.681	47.707	1:54.388	68.60	1.354	11:40:37.373
9 -	1:05.877	48.053	1:53.930 (3)	68.88	0.896	11:42:31.303

P9	35 S	Sam DIGBY-BAKER	Kawasaki -			
IDEAL LAP TIME : 1:52.767		BEST LAP TIME : 1:53.247	DIFFERENCE : 0.480			
LAP	SECTOR 1	SECTOR 2	LAP TIME	MPH	DIFF	TIME OF DAY

1 -		49.487	2:06.006	62.28	12.759	11:27:18.661
2 -	1:06.867	48.644	1:55.511	67.94	2.264	11:29:14.172
3 -	1:05.930	48.434	1:54.364	68.62	1.117	11:31:08.536
4 -	1:05.623	48.506	1:54.129	68.76	0.882	11:33:02.665
5 -	1:05.142	48.451	1:53.593 (3)	69.08	0.346	11:34:56.258
6 -	1:04.705	48.542	1:53.247 (1)	69.30		11:36:49.505
7 -	1:05.880	49.217	1:55.097	68.18	1.850	11:38:44.602
8 -	1:05.751	48.391	1:54.142	68.75	0.895	11:40:38.744
9 -	1:05.514	48.062	1:53.576 (2)	69.09	0.329	11:42:32.320

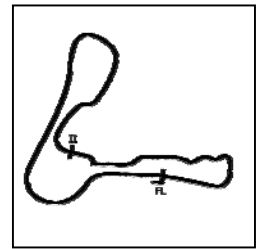
Weather / Track : Cloudy / Wet

Cadwell Park
Circuit Length = 2.1800 miles
Start: 11:25 Flag 11:41 End: 11:43

BMCRC - MRO Championships 2019 - Rnd 3 @ Cadwell Park

EDlasia Formula 400

RACE 4 - SECTOR ANALYSIS



SECTOR 1 = FL to I1, SECTOR 2 = I1 to FL, DIFF = Difference To Personal Best Lap, P = Crossed Finish Line in Pit Lane, D = Time Disallowed

P10 127		Adam GREEN		Kawasaki - Royal Air Force Motorsport Association		
IDEAL LAP TIME : 1:51.843		BEST LAP TIME : 1:51.843		DIFFERENCE : 0.000		
LAP	SECTOR 1	SECTOR 2	LAP TIME	MPH	DIFF	TIME OF DAY
1 -		51.552	2:11.847	59.52	20.004	11:27:24.502
2 -	1:07.971	49.903	1:57.874	66.58	6.031	11:29:22.376
3 -	1:07.608	49.956	1:57.564	66.75	5.721	11:31:19.940
4 -	1:07.214	49.517	1:56.731	67.23	4.888	11:33:16.671
5 -	1:06.769	49.434	1:56.203	67.53	4.360	11:35:12.874
6 -	1:06.333	47.931	1:54.264	68.68	2.421	11:37:07.138
7 -	1:05.612	47.757	1:53.369 (3)	69.22	1.526	11:39:00.507
8 -	1:05.496	47.863	1:53.359 (2)	69.23	1.516	11:40:53.866
9 -	1:04.681	47.162	1:51.843 (1)	70.17		11:42:45.709

P11 183		Pete GIBSON		Honda -		
IDEAL LAP TIME : 1:50.141		BEST LAP TIME : 1:50.640		DIFFERENCE : 0.499		
LAP	SECTOR 1	SECTOR 2	LAP TIME	MPH	DIFF	TIME OF DAY
1 -		52.772	2:16.272	57.59	25.632	11:27:28.927
2 -	1:10.393	52.464	2:02.857	63.87	12.217	11:29:31.784
3 -	1:10.531	49.276	1:59.807	65.50	9.167	11:31:31.591
4 -	1:07.681	48.461	1:56.142	67.57	5.502	11:33:27.733
5 -	1:06.098	47.594	1:53.692	69.02	3.052	11:35:21.425
6 -	1:04.899	46.876	1:51.775	70.21	1.135	11:37:13.200
7 -	1:04.776	46.568	1:51.344 (3)	70.48	0.704	11:39:04.544
8 -	1:04.958	46.205	1:51.163 (2)	70.59	0.523	11:40:55.707
9 -	1:03.936	46.704	1:50.640 (1)	70.93		11:42:46.347

P12 55 S		Nick COOPER		Honda - Skint Racing - Wemoto.com		
IDEAL LAP TIME : 1:54.133		BEST LAP TIME : 1:54.133		DIFFERENCE : 0.000		
LAP	SECTOR 1	SECTOR 2	LAP TIME	MPH	DIFF	TIME OF DAY
1 -		51.118	2:08.797	60.93	14.664	11:27:21.452
2 -	1:09.172	50.319	1:59.491	65.67	5.358	11:29:20.943
3 -	1:08.397	49.834	1:58.231	66.37	4.098	11:31:19.174
4 -	1:07.086	49.471	1:56.557	67.33	2.424	11:33:15.731
5 -	1:07.481	49.166	1:56.647	67.28	2.514	11:35:12.378
6 -	1:06.415	49.593	1:56.008	67.65	1.875	11:37:08.386
7 -	1:06.354	48.738	1:55.092 (3)	68.18	0.959	11:39:03.478
8 -	1:06.323	47.810	1:54.133 (1)	68.76		11:40:57.611
9 -	1:06.555	48.495	1:55.050 (2)	68.21	0.917	11:42:52.661

P13 221		Ricky MCGOVERN		Honda -		
IDEAL LAP TIME : 1:55.919		BEST LAP TIME : 1:56.080		DIFFERENCE : 0.161		
LAP	SECTOR 1	SECTOR 2	LAP TIME	MPH	DIFF	TIME OF DAY
1 -		51.882	2:12.924	59.04	16.844	11:27:25.579
2 -	1:11.801	50.984	2:02.785	63.91	6.705	11:29:28.364
3 -	1:09.130	50.181	1:59.311	65.77	3.231	11:31:27.675
4 -	1:07.692	50.060	1:57.752	66.64	1.672	11:33:25.427
5 -	1:07.835	50.385	1:58.220	66.38	2.140	11:35:23.647
6 -	1:08.315	50.512	1:58.827	66.04	2.747	11:37:22.474
7 -	1:07.837	49.308	1:57.145 (3)	66.99	1.065	11:39:19.619
8 -	1:07.079	49.001	1:56.080 (1)	67.60		11:41:15.699
9 -	1:06.918	49.545	1:56.463 (2)	67.38	0.383	11:43:12.162

P14 47		Allan CLARK		Kawasaki - A Clark & Sons Builders		
IDEAL LAP TIME : 1:59.936		BEST LAP TIME : 2:00.333		DIFFERENCE : 0.397		
LAP	SECTOR 1	SECTOR 2	LAP TIME	MPH	DIFF	TIME OF DAY
1 -		51.964	2:13.771	58.66	13.438	11:27:26.426
2 -	1:11.432	53.036	2:04.468	63.05	4.135	11:29:30.894
3 -	1:10.674	50.851	2:01.525	64.57	1.192	11:31:32.419
4 -	1:10.913	50.213	2:01.126 (3)	64.79	0.793	11:33:33.545

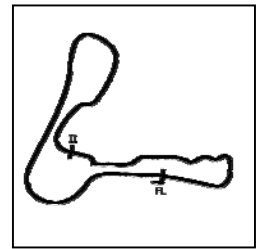
Weather / Track : Cloudy / Wet

Cadwell Park
Circuit Length = 2.1800 miles
Start: 11:25 Flag 11:41 End: 11:43

BMCRC - MRO Championships 2019 - Rnd 3 @ Cadwell Park

EDlasia Formula 400

RACE 4 - SECTOR ANALYSIS



SECTOR 1 = FL to I1, SECTOR 2 = I1 to FL, DIFF = Difference To Personal Best Lap, P = Crossed Finish Line in Pit Lane, D = Time Disallowed

5 -	1:10.769	49.920	2:00.689 (2)	65.02	0.356	11:35:34.234
6 -	1:10.016	50.317	2:00.333 (1)	65.21		11:37:34.567
7 -	1:10.467	50.958	2:01.425	64.63	1.092	11:39:35.992
8 -	1:10.958	50.261	2:01.219	64.74	0.886	11:41:37.211
9 -	1:10.795	50.751	2:01.546	64.56	1.213	11:43:38.757

P15	63	Daniel HARDY	Kawasaki -			
IDEAL LAP TIME : 2:00.841		BEST LAP TIME : 2:01.198	DIFFERENCE : 0.357			
LAP	SECTOR 1	SECTOR 2	LAP TIME	MPH	DIFF	TIME OF DAY

1 -		52.616	2:12.728	59.12	11.530	11:27:25.383
2 -	1:11.727	53.420	2:05.147	62.71	3.949	11:29:30.530
3 -	1:11.679	52.473	2:04.152	63.21	2.954	11:31:34.682
4 -	1:10.900	52.781	2:03.681	63.45	2.483	11:33:38.363
5 -	1:10.576	52.740	2:03.316	63.64	2.118	11:35:41.679
6 -	1:09.937	51.330	2:01.267 (2)	64.71	0.069	11:37:42.946
7 -	1:09.626	51.572	2:01.198 (1)	64.75		11:39:44.144
8 -	1:10.804	51.215	2:02.019 (3)	64.31	0.821	11:41:46.163

P16	90 S	Steve RAPA	Honda - David Simon Tuning			
IDEAL LAP TIME : 2:04.601		BEST LAP TIME : 2:04.601	DIFFERENCE : 0.000			
LAP	SECTOR 1	SECTOR 2	LAP TIME	MPH	DIFF	TIME OF DAY

1 -		54.321	2:19.672	56.18	15.071	11:27:32.327
2 -	1:14.802	53.779	2:08.581	61.03	3.980	11:29:40.908
3 -	1:13.828	52.663	2:06.491 (3)	62.04	1.890	11:31:47.399
4 -	1:12.391	53.020	2:05.411 (2)	62.57	0.810	11:33:52.810
5 -	1:13.432	54.131	2:07.563	61.52	2.962	11:36:00.373
6 -	1:14.644	53.355	2:07.999	61.31	3.398	11:38:08.372
7 -	1:13.622	53.841	2:07.463	61.57	2.862	11:40:15.835
8 -	1:12.000	52.601	2:04.601 (1)	62.98		11:42:20.436

P17	97 S/R	Nicholas TAIG	Honda - Mantis Motorsports			
IDEAL LAP TIME : 2:06.429		BEST LAP TIME : 2:07.095	DIFFERENCE : 0.666			
LAP	SECTOR 1	SECTOR 2	LAP TIME	MPH	DIFF	TIME OF DAY

1 -		56.683	2:24.205	54.42	17.110	11:27:36.860
2 -	1:15.759	55.169	2:10.928	59.94	3.833	11:29:47.788
3 -	1:15.822	54.439	2:10.261	60.24	3.166	11:31:58.049
4 -	1:14.383	52.954	2:07.337 (2)	61.63	0.242	11:34:05.386
5 -	1:14.550	54.422	2:08.972	60.85	1.877	11:36:14.358
6 -	1:15.111	52.567	2:07.678 (3)	61.46	0.583	11:38:22.036
7 -	1:14.292	52.803	2:07.095 (1)	61.74		11:40:29.131
8 -	1:13.862	53.924	2:07.786	61.41	0.691	11:42:36.917

P18	74 R	David BOWLER	Honda -			
IDEAL LAP TIME : 2:07.809		BEST LAP TIME : 2:09.097	DIFFERENCE : 1.288			
LAP	SECTOR 1	SECTOR 2	LAP TIME	MPH	DIFF	TIME OF DAY

1 -		56.514	2:23.757	54.59	14.660	11:27:36.412
2 -	1:15.682	55.470	2:11.152	59.83	2.055	11:29:47.564
3 -	1:15.533	54.485	2:10.018	60.36	0.921	11:31:57.582
4 -	1:29.402	57.920	2:27.322	53.27	18.225	11:34:24.904
5 -	1:13.788	56.412	2:10.200	60.27	1.103	11:36:35.104
6 -	1:14.468	55.099	2:09.567 (2)	60.57	0.470	11:38:44.671
7 -	1:13.830	55.267	2:09.097 (1)	60.79		11:40:53.768
8 -	1:13.324	56.692	2:10.016 (3)	60.36	0.919	11:43:03.784

P19	22	Dave HARVIEK	Kawasaki - NW Roofing London Ltd			
IDEAL LAP TIME : 1:52.293		BEST LAP TIME : 1:52.797	DIFFERENCE : 0.504			
LAP	SECTOR 1	SECTOR 2	LAP TIME	MPH	DIFF	TIME OF DAY

1 -		48.488	2:01.191	64.75	8.394	11:27:13.846
2 -	1:06.100	48.660	1:54.760	68.38	1.963	11:29:08.606

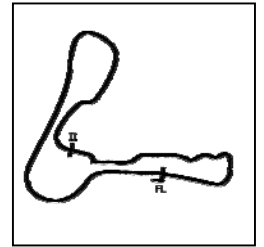
Weather / Track : Cloudy / Wet

Cadwell Park
Circuit Length = 2.1800 miles
Start: 11:25 Flag 11:41 End: 11:43

BMCRC - MRO Championships 2019 - Rnd 3 @ Cadwell Park

EDlasia Formula 400

RACE 4 - SECTOR ANALYSIS



SECTOR 1 = FL to I1, SECTOR 2 = I1 to FL, DIFF = Difference To Personal Best Lap, P = Crossed Finish Line in Pit Lane, D = Time Disallowed

3 -	1:06.391	48.276	1:54.667	68.44	1.870	11:31:03.273
4 -	1:06.263	47.692	1:53.955 (3)	68.86	1.158	11:32:57.228
5 -	1:05.886	48.136	1:54.022	68.82	1.225	11:34:51.250
6 -	1:05.678	47.119	1:52.797 (1)	69.57		11:36:44.047
7 -	1:05.174	47.691	1:52.865 (2)	69.53	0.068	11:38:36.912

BMCRC - MRO Championships 2019 - Rnd 3 @ Cadwell Park

EDlasia Formula 400

RACE 4 - BEST SECTORS

SECTOR 1			SECTOR 2			IDEAL / BEST COMPARISON						
POS	NO	NAME	TIME	NO	NAME	TIME	POS	NO	NAME	IDEAL	BEST	DIFF
									PERFECT LAP	1:46.941		
1	126	DAVIES	1:01.981	13	EDMONDSON	44.960	1	126	DAVIES	1:47.371	1:47.371	0.000
2	125	MILES	1:02.462	101	DAVIES	45.213	2	13	EDMONDSON	1:47.661	1:47.814	0.153
3	13	EDMONDSON	1:02.701	126	DAVIES	45.390	3	101	DAVIES	1:48.517	1:48.517	0.000
4	101	DAVIES	1:03.304	125	MILES	46.146	4	125	MILES	1:48.608	1:48.608	0.000
5	183	GIBSON	1:03.936	183	GIBSON	46.205	5	183	GIBSON	1:50.141	1:50.640	0.499
6	12	WALDER	1:04.047	135	INGHAM	46.767	6	12	WALDER	1:51.089	1:51.656	0.567
7	86	SCOTT	1:04.170	12	WALDER	47.042	7	86	SCOTT	1:51.370	1:51.597	0.227
8	127	GREEN	1:04.681	22	HARVIEK	47.119	8	127	GREEN	1:51.843	1:51.843	0.000
9	35	DIGBY-BAKER	1:04.705	127	GREEN	47.162	9	135	INGHAM	1:51.960	1:52.039	0.079
10	48	WELSH	1:05.005	86	SCOTT	47.200	10	22	HARVIEK	1:52.293	1:52.797	0.504
11	22	HARVIEK	1:05.174	48	WELSH	47.690	11	48	WELSH	1:52.695	1:53.034	0.339
12	135	INGHAM	1:05.193	55	COOPER	47.810	12	35	DIGBY-BAKER	1:52.767	1:53.247	0.480
13	55	COOPER	1:06.323	35	DIGBY-BAKER	48.062	13	55	COOPER	1:54.133	1:54.133	0.000
14	221	MCGOVERN	1:06.918	221	MCGOVERN	49.001	14	221	MCGOVERN	1:55.919	1:56.080	0.161
15	63	HARDY	1:09.626	47	CLARK	49.920	15	47	CLARK	1:59.936	2:00.333	0.397
16	47	CLARK	1:10.016	63	HARDY	51.215	16	63	HARDY	2:00.841	2:01.198	0.357
17	90	RAPA	1:12.000	97	TAIG	52.567	17	90	RAPA	2:04.601	2:04.601	0.000
18	74	BOWLER	1:13.324	90	RAPA	52.601	18	97	TAIG	2:06.429	2:07.095	0.666
19	97	TAIG	1:13.862	74	BOWLER	54.485	19	74	BOWLER	2:07.809	2:09.097	1.288
20												
21												

Weather / Track : Cloudy / Wet

Results can be found at www.tsl-timing.com

Cadwell Park
Circuit Length = 2.1800 miles
Start: 11:25 Flag 11:41 End: 11:43

Printed - 11:46 Sunday, 28 April 2019

BMCRC - MRO Championships 2019 - Rnd 3 @ Cadwell Park



EDlasia Formula 400

RACE 13 - GRID (9 Laps)

ROW 8	22	9	Karl COONEY	23	77	Neil GRANT	1	
ROW 7	19	74	David BOWLER 2:09.097	20	85	James ROBINSON	21	71 Ben BURNAL
ROW 6	16	63	Daniel HARDY 2:01.198	17	90	Steve RAPA 2:04.601	18	97 Nicholas TAIG 2:07.095
ROW 5	13	55	Nick COOPER 1:54.133	14	221	Ricky MCGOVERN 1:56.080	15	47 Allan CLARK 2:00.333
ROW 4	10	22	Dave HARVIEK 1:52.797	11	48	Richie WELSH 1:53.034	12	35 Sam DIGBY-BAKER 1:53.247
ROW 3	7	12	Grant WALDER 1:51.656	8	127	Adam GREEN 1:51.843	9	135 Daniel INGHAM 1:52.039
ROW 2	4	125	Ben MILES 1:48.608	5	183	Pete GIBSON 1:50.640	6	86 Mathew SCOTT 1:51.597
ROW 1	1	126	Glynn DAVIES 1:47.371	2	13	Doug EDMONDSON 1:47.814	3	101 Andrew DAVIES 1:48.517
			Pole					

Cadwell Park
Circuit Length = 2.1800 miles

These results are provisional until the conclusion of any judicial and technical matters.

Clerk Of Course :		Timekeeper :
-------------------	--	--------------

Results can be found at www.tsl-timing.com

Printed - 11:48 Sunday, 28 April 2019



BMCRC - MRO Championships 2019 - Rnd 3 @ Cadwell Park



EDlasia Formula 400

RACE 13 - CLASSIFICATION

POS	NO	CL	PIC NAME	ENTRY	LAPS	TIME	GAP	DIFF	MPH	BEST	ON
1	126		1 Glynn DAVIES	Kawasaki -	5	8:28.503			77.16	1:40.018	3
2	48		2 Richie WELSH	Yamaha - EDEN'S EXPERIENCES/PETER FLEMING	5	8:41.277	12.774	12.774	75.27	1:41.834	2
3	86		3 Mathew SCOTT	Kawasaki - Dynotech Performance	5	8:45.284	16.781	4.007	74.70	1:41.711	5
4	13	S	1 Doug EDMONDSON	Yamaha - Martin Johnson Exhausts	5	8:46.880	18.377	1.596	74.47	1:43.666	3
5	125	S	2 Ben MILES	Yamaha - Allspeed	5	8:56.863	28.360	9.983	73.09	1:45.484	2
6	135		4 Daniel INGHAM	Honda - Derek Jones Butchers	5	9:03.490	34.987	6.627	72.20	1:46.141	4
7	183		5 Pete GIBSON	Honda -	5	9:05.651	37.148	2.161	71.91	1:45.515	5
8	127		6 Adam GREEN	Kawasaki - Royal Air Force Motorsport Association	5	9:06.210	37.707	0.559	71.84	1:45.590	5
9	12		7 Grant WALDER	Kawasaki - Fins Motorcycles	5	9:08.125	39.622	1.915	71.59	1:47.845	5
10	22		8 Dave HARVIEK	Kawasaki - NW Roofing London Ltd	5	9:08.807	40.304	0.682	71.50	1:47.055	5
11	85		9 James ROBINSON	Kawasaki - claire palastanga ceramics	5	9:09.330	40.827	0.523	71.43	1:47.316	5
12	101	S	3 Andrew DAVIES	Yamaha - GIBSON EXHAUSTS	5	9:10.316	41.813	0.986	71.30	1:47.775	5
13	35	S	4 Sam DIGBY-BAKER	Kawasaki -	5	9:15.644	47.141	5.328	70.62	1:47.574	5
14	55	S	5 Nick COOPER	Honda - Skint Racing - Wemoto.com	5	9:17.018	48.515	1.374	70.44	1:49.272	2
15	221		10 Ricky MCGOVERN	Honda -	5	9:25.099	56.596	8.081	69.43	1:50.284	3
16	63		11 Daniel HARDY	Kawasaki -	5	9:38.072	1:09.569	12.973	67.88	1:52.336	5
17	77	S	6 Neil GRANT	Yamaha - Merlin Pipes	5	9:38.538	1:10.035	0.466	67.82	1:51.477	5
18	90	S	7 Steve RAPA	Honda - David Simon Tuning	5	9:39.265	1:10.762	0.727	67.74	1:52.550	5
19	47		12 Allan CLARK	Kawasaki - A Clark & Sons Builders	5	9:43.416	1:14.913	4.151	67.25	1:54.167	4
20	71	S	8 Ben BURNAL	Honda - Violent running syndicate	5	9:51.832	1:23.329	8.416	66.30	1:55.496	3
21	74	R	1 David BOWLER	Honda -	5	10:25.449	1:56.946	33.617	62.73	2:02.446	3

FASTEST LAP

126			Glynn DAVIES	Kawasaki -	3	1:40.018			78.46 mph	126.27 kph
13	S		Doug EDMONDSON	Yamaha - Martin Johnson Exhausts	3	1:43.666			75.70 mph	121.83 kph
74	R		David BOWLER	Honda -	3	2:02.446			64.09 mph	103.14 kph

Class - 92.5% of Race Speed = 71.37 mph
 Class S - 92.5% of Race Speed = 68.88 mph
 Class R - 92.5% of Race Speed = 58.02 mph

Cadwell Park
 Circuit Length = 2.1800 miles
 Start: 16:32 Flag 16:40 End: 16:42

Weather / Track : Bright / Dry

These results are provisional until the conclusion of any judicial and technical matters.

Clerk Of Course :	Timekeeper :
-------------------	--------------

Results can be found at www.tsl-timing.com

Printed - 16:43 Sunday, 28 April 2019



BMCRC - MRO Championships 2019 - Rnd 3 @ Cadwell Park

EDlasia Formula 400

RACE 13 - LAP CHART

LAP 1 @ 16:33:54.342

NO	BEHIND	LAP TIME
126		1:46.286
13	4.370	1:50.656
125	5.654	1:51.940
48	6.263	1:52.549
12	8.364	1:54.650
86	8.534	1:54.820
183	9.371	1:55.657
135	9.707	1:55.993
127	10.316	1:56.602
101	10.711	1:56.997
85	10.917	1:57.203
22	11.993	1:58.279
55	12.975	1:59.261
35	14.043	2:00.329
221	14.967	2:01.253
63	17.121	2:03.407
47	18.244	2:04.530
90	18.385	2:04.671
77	19.583	2:05.869
71	19.743	2:06.029
74	26.617	2:12.903

LAP 2 @ 16:35:34.482

NO	BEHIND	LAP TIME
126		1:40.140
48	7.957	1:41.834
13	8.054	1:43.824
125	10.998	1:45.484
86	12.239	1:43.845
135	16.581	1:47.014
12	16.857	1:48.633
183	17.185	1:47.954
85	18.103	1:47.326
127	18.555	1:48.379
101	19.052	1:48.481
22	19.120	1:47.267
55	22.107	1:49.272
35	23.667	1:49.764
221	25.682	1:50.855
63	32.648	1:55.667
47	33.783	1:55.679
77	34.347	1:54.904
90	34.395	1:56.150
71	36.375	1:56.772
74	49.321	2:02.844

LAP 3 @ 16:37:14.500

NO	BEHIND	LAP TIME
126		1:40.018
48	10.171	1:42.232
13	11.702	1:43.666
86	15.142	1:42.921
125	17.255	1:46.275
135	22.903	1:46.340
12	25.431	1:48.592
183	25.820	1:48.653
85	25.963	1:47.878
22	26.456	1:47.354
127	26.827	1:48.290
101	27.661	1:48.627
55	31.641	1:49.552

35	32.613	1:48.964
221	35.948	1:50.284
63	46.655	1:54.025
90	47.577	1:53.200
77	47.736	1:53.407
47	48.567	1:54.802
71	51.853	1:55.496
74	1:11.749	2:02.446

LAP 4 @ 16:38:55.151

NO	BEHIND	LAP TIME
126		1:40.651
48	11.569	1:42.049
13	15.257	1:44.206
86	16.478	1:41.987
125	22.822	1:46.218
135	28.393	1:46.141
183	33.041	1:47.872
12	33.185	1:48.405
127	33.525	1:47.349
22	34.657	1:48.852
85	34.919	1:49.607
101	35.446	1:48.436
55	40.629	1:49.639
35	40.975	1:49.013
221	45.924	1:50.627
63	58.641	1:52.637
90	59.620	1:52.694
77	59.966	1:52.881
47	1:02.083	1:54.167
71	1:07.686	1:56.484
74	1:34.359	2:03.261

LAP 5 @ 16:40:36.559

NO	BEHIND	LAP TIME
126		1:41.408
48	12.774	1:42.613
86	16.781	1:41.711
13	18.377	1:44.528
125	28.360	1:46.946
135	34.987	1:48.002
183	37.148	1:45.515
127	37.707	1:45.590
12	39.622	1:47.845
22	40.304	1:47.055
85	40.827	1:47.316
101	41.813	1:47.775
35	47.141	1:47.574
55	48.515	1:49.294
221	56.596	1:52.080
63	1:09.569	1:52.336
77	1:10.035	1:51.477
90	1:10.762	1:52.550
47	1:14.913	1:54.238
71	1:23.329	1:57.051
74	1:56.946	2:03.995

Weather / Track : Bright / Dry

Results can be found at www.tsl-timing.com

Cadwell Park

Circuit Length = 2.1800 miles

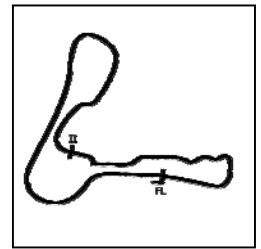
Start: 16:32 Flag 16:40 End: 16:42

Printed - 16:44 Sunday, 28 April 2019

BMCRC - MRO Championships 2019 - Rnd 3 @ Cadwell Park

EDlasia Formula 400

RACE 13 - SECTOR ANALYSIS



SECTOR 1 = FL to I1, SECTOR 2 = I1 to FL, DIFF = Difference To Personal Best Lap, P = Crossed Finish Line in Pit Lane, D = Time Disallowed

P1 126		Glynn DAVIES		Kawasaki -		
IDEAL LAP TIME : 1:39.942		BEST LAP TIME : 1:40.018		DIFFERENCE : 0.076		
LAP	SECTOR 1	SECTOR 2	LAP TIME	MPH	DIFF	TIME OF DAY
1 -		42.176	1:46.286	73.83	6.268	16:33:54.342
2 -	58.154	41.986	1:40.140 (2)	78.37	0.122	16:35:34.482
3 -	57.972	42.046	1:40.018 (1)	78.46		16:37:14.500
4 -	58.410	42.241	1:40.651 (3)	77.97	0.633	16:38:55.151
5 -	57.956	43.452	1:41.408	77.39	1.390	16:40:36.559

P2 48		Richie WELSH		Yamaha - EDEN'S EXPERIENCES/PETER FLEMING		
IDEAL LAP TIME : 1:41.615		BEST LAP TIME : 1:41.834		DIFFERENCE : 0.219		
LAP	SECTOR 1	SECTOR 2	LAP TIME	MPH	DIFF	TIME OF DAY
1 -		43.112	1:52.549	69.73	10.715	16:34:00.605
2 -	58.849	42.985	1:41.834 (1)	77.06		16:35:42.439
3 -	59.466	42.766	1:42.232 (3)	76.76	0.398	16:37:24.671
4 -	59.266	42.783	1:42.049 (2)	76.90	0.215	16:39:06.720
5 -	59.647	42.966	1:42.613	76.48	0.779	16:40:49.333

P3 86		Mathew SCOTT		Kawasaki - Dynotech Performance		
IDEAL LAP TIME : 1:41.309		BEST LAP TIME : 1:41.711		DIFFERENCE : 0.402		
LAP	SECTOR 1	SECTOR 2	LAP TIME	MPH	DIFF	TIME OF DAY
1 -		45.140	1:54.820	68.35	13.109	16:34:02.876
2 -	1:00.494	43.351	1:43.845	75.57	2.134	16:35:46.721
3 -	59.591	43.330	1:42.921 (3)	76.25	1.210	16:37:29.642
4 -	59.315	42.672	1:41.987 (2)	76.95	0.276	16:39:11.629
5 -	58.637	43.074	1:41.711 (1)	77.16		16:40:53.340

P4 13 S		Doug EDMONDSON		Yamaha - Martin Johnson Exhausts		
IDEAL LAP TIME : 1:43.666		BEST LAP TIME : 1:43.666		DIFFERENCE : 0.000		
LAP	SECTOR 1	SECTOR 2	LAP TIME	MPH	DIFF	TIME OF DAY
1 -		43.680	1:50.656	70.92	6.990	16:33:58.712
2 -	1:00.619	43.205	1:43.824 (2)	75.59	0.158	16:35:42.536
3 -	1:00.482	43.184	1:43.666 (1)	75.70		16:37:26.202
4 -	1:00.781	43.425	1:44.206 (3)	75.31	0.540	16:39:10.408
5 -	1:00.818	43.710	1:44.528	75.08	0.862	16:40:54.936

P5 125 S		Ben MILES		Yamaha - Allspeed		
IDEAL LAP TIME : 1:45.046		BEST LAP TIME : 1:45.484		DIFFERENCE : 0.438		
LAP	SECTOR 1	SECTOR 2	LAP TIME	MPH	DIFF	TIME OF DAY
1 -		44.119	1:51.940	70.10	6.456	16:33:59.996
2 -	1:00.927	44.557	1:45.484 (1)	74.40		16:35:45.480
3 -	1:01.671	44.604	1:46.275 (3)	73.84	0.791	16:37:31.755
4 -	1:01.644	44.574	1:46.218 (2)	73.88	0.734	16:39:17.973
5 -	1:02.027	44.919	1:46.946	73.38	1.462	16:41:04.919

P6 135		Daniel INGHAM		Honda - Derek Jones Butchers		
IDEAL LAP TIME : 1:46.002		BEST LAP TIME : 1:46.141		DIFFERENCE : 0.139		
LAP	SECTOR 1	SECTOR 2	LAP TIME	MPH	DIFF	TIME OF DAY
1 -		44.824	1:55.993	67.65	9.852	16:34:04.049
2 -	1:02.082	44.932	1:47.014 (3)	73.33	0.873	16:35:51.063
3 -	1:02.420	43.920	1:46.340 (2)	73.80	0.199	16:37:37.403
4 -	1:02.153	43.988	1:46.141 (1)	73.94		16:39:23.544
5 -	1:03.041	44.961	1:48.002	72.66	1.861	16:41:11.546

P7 183		Pete GIBSON		Honda -		
IDEAL LAP TIME : 1:45.515		BEST LAP TIME : 1:45.515		DIFFERENCE : 0.000		
LAP	SECTOR 1	SECTOR 2	LAP TIME	MPH	DIFF	TIME OF DAY
1 -						

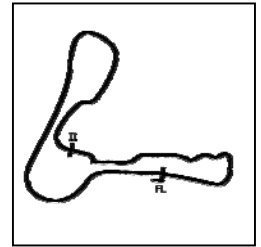
Weather / Track : Bright / Dry

Cadwell Park
Circuit Length = 2.1800 miles
Start: 16:32 Flag 16:40 End: 16:42

BMCRC - MRO Championships 2019 - Rnd 3 @ Cadwell Park

EDlasia Formula 400

RACE 13 - SECTOR ANALYSIS



SECTOR 1 = FL to I1, SECTOR 2 = I1 to FL, DIFF = Difference To Personal Best Lap, P = Crossed Finish Line in Pit Lane, D = Time Disallowed

1 -		45.443	1:55.657	67.85	10.142	16:34:03.713
2 -	1:03.015	44.939	1:47.954 (3)	72.69	2.439	16:35:51.667
3 -	1:03.147	45.506	1:48.653	72.23	3.138	16:37:40.320
4 -	1:02.772	45.100	1:47.872 (2)	72.75	2.357	16:39:28.192
5 -	1:01.289	44.226	1:45.515 (1)	74.37		16:41:13.707

P8 127	Adam GREEN		Kawasaki - Royal Air Force Motorsport Association			
IDEAL LAP TIME : 1:45.590		BEST LAP TIME : 1:45.590		DIFFERENCE : 0.000		
LAP	SECTOR 1	SECTOR 2	LAP TIME	MPH	DIFF	TIME OF DAY
1 -		45.917	1:56.602	67.30	11.012	16:34:04.658
2 -	1:02.846	45.533	1:48.379	72.41	2.789	16:35:53.037
3 -	1:02.876	45.414	1:48.290 (3)	72.47	2.700	16:37:41.327
4 -	1:01.924	45.425	1:47.349 (2)	73.10	1.759	16:39:28.676
5 -	1:01.322	44.268	1:45.590 (1)	74.32		16:41:14.266

P9 12	Grant WALDER		Kawasaki - Fins Motorcycles			
IDEAL LAP TIME : 1:47.593		BEST LAP TIME : 1:47.845		DIFFERENCE : 0.252		
LAP	SECTOR 1	SECTOR 2	LAP TIME	MPH	DIFF	TIME OF DAY
1 -		45.521	1:54.650	68.45	6.805	16:34:02.706
2 -	1:02.424	46.209	1:48.633	72.24	0.788	16:35:51.339
3 -	1:03.183	45.409	1:48.592 (3)	72.27	0.747	16:37:39.931
4 -	1:02.682	45.723	1:48.405 (2)	72.39	0.560	16:39:28.336
5 -	1:02.676	45.169	1:47.845 (1)	72.77		16:41:16.181

P10 22	Dave HARVIEK		Kawasaki - NW Roofing London Ltd			
IDEAL LAP TIME : 1:46.777		BEST LAP TIME : 1:47.055		DIFFERENCE : 0.278		
LAP	SECTOR 1	SECTOR 2	LAP TIME	MPH	DIFF	TIME OF DAY
1 -		46.174	1:58.279	66.35	11.224	16:34:06.335
2 -	1:02.414	44.853	1:47.267 (2)	73.16	0.212	16:35:53.602
3 -	1:02.089	45.265	1:47.354 (3)	73.10	0.299	16:37:40.956
4 -	1:02.766	46.086	1:48.852	72.09	1.797	16:39:29.808
5 -	1:01.924	45.131	1:47.055 (1)	73.30		16:41:16.863

P11 85	James ROBINSON		Kawasaki - claire palastanga ceramics			
IDEAL LAP TIME : 1:47.138		BEST LAP TIME : 1:47.316		DIFFERENCE : 0.178		
LAP	SECTOR 1	SECTOR 2	LAP TIME	MPH	DIFF	TIME OF DAY
1 -		45.316	1:57.203	66.96	9.887	16:34:05.259
2 -	1:02.035	45.291	1:47.326 (2)	73.12	0.010	16:35:52.585
3 -	1:02.706	45.172	1:47.878 (3)	72.74	0.562	16:37:40.463
4 -	1:02.653	46.954	1:49.607	71.60	2.291	16:39:30.070
5 -	1:01.966	45.350	1:47.316 (1)	73.13		16:41:17.386

P12 101 S	Andrew DAVIES		Yamaha - GIBSON EXHAUSTS			
IDEAL LAP TIME : 1:47.371		BEST LAP TIME : 1:47.775		DIFFERENCE : 0.404		
LAP	SECTOR 1	SECTOR 2	LAP TIME	MPH	DIFF	TIME OF DAY
1 -		45.876	1:56.997	67.07	9.222	16:34:05.053
2 -	1:03.337	45.144	1:48.481 (3)	72.34	0.706	16:35:53.534
3 -	1:02.974	45.653	1:48.627	72.24	0.852	16:37:42.161
4 -	1:02.227	46.209	1:48.436 (2)	72.37	0.661	16:39:30.597
5 -	1:02.489	45.286	1:47.775 (1)	72.81		16:41:18.372

P13 35 S	Sam DIGBY-BAKER		Kawasaki -			
IDEAL LAP TIME : 1:47.574		BEST LAP TIME : 1:47.574		DIFFERENCE : 0.000		
LAP	SECTOR 1	SECTOR 2	LAP TIME	MPH	DIFF	TIME OF DAY
1 -		47.209	2:00.329	65.22	12.755	16:34:08.385
2 -	1:03.568	46.196	1:49.764	71.49	2.190	16:35:58.149
3 -	1:02.742	46.222	1:48.964 (2)	72.02	1.390	16:37:47.113
4 -	1:03.203	45.810	1:49.013 (3)	71.99	1.439	16:39:36.126

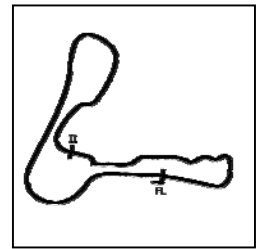
Weather / Track : Bright / Dry

Cadwell Park
Circuit Length = 2.1800 miles
Start: 16:32 Flag 16:40 End: 16:42

BMCRC - MRO Championships 2019 - Rnd 3 @ Cadwell Park

EDlasia Formula 400

RACE 13 - SECTOR ANALYSIS



SECTOR 1 = FL to I1, SECTOR 2 = I1 to FL, DIFF = Difference To Personal Best Lap, P = Crossed Finish Line in Pit Lane, D = Time Disallowed

5 - 1:02.372 45.202 1:47.574 (1) 72.95 16:41:23.700

P14	55 S	Nick COOPER	Honda - Skint Racing - Wemoto.com			
IDEAL LAP TIME : 1:48.935		BEST LAP TIME : 1:49.272		DIFFERENCE : 0.337		

LAP	SECTOR 1	SECTOR 2	LAP TIME	MPH	DIFF	TIME OF DAY
1 -		46.509	1:59.261	65.80	9.989	16:34:07.317
2 -	1:03.305	45.967	1:49.272 (1)	71.82		16:35:56.589
3 -	1:03.922	45.630	1:49.552 (3)	71.63	0.280	16:37:46.141
4 -	1:03.544	46.095	1:49.639	71.58	0.367	16:39:35.780
5 -	1:03.383	45.911	1:49.294 (2)	71.80	0.022	16:41:25.074

P15	221	Ricky MCGOVERN	Honda -			
IDEAL LAP TIME : 1:50.238		BEST LAP TIME : 1:50.284		DIFFERENCE : 0.046		

LAP	SECTOR 1	SECTOR 2	LAP TIME	MPH	DIFF	TIME OF DAY
1 -		46.703	2:01.253	64.72	10.969	16:34:09.309
2 -	1:04.107	46.748	1:50.855 (3)	70.79	0.571	16:36:00.164
3 -	1:04.153	46.131	1:50.284 (1)	71.16		16:37:50.448
4 -	1:04.235	46.392	1:50.627 (2)	70.94	0.343	16:39:41.075
5 -	1:04.839	47.241	1:52.080	70.02	1.796	16:41:33.155

P16	63	Daniel HARDY	Kawasaki -			
IDEAL LAP TIME : 1:52.251		BEST LAP TIME : 1:52.336		DIFFERENCE : 0.085		

LAP	SECTOR 1	SECTOR 2	LAP TIME	MPH	DIFF	TIME OF DAY
1 -		48.426	2:03.407	63.59	11.071	16:34:11.463
2 -	1:06.649	49.018	1:55.667	67.85	3.331	16:36:07.130
3 -	1:06.313	47.712	1:54.025 (3)	68.82	1.689	16:38:01.155
4 -	1:05.272	47.365	1:52.637 (2)	69.67	0.301	16:39:53.792
5 -	1:04.886	47.450	1:52.336 (1)	69.86		16:41:46.128

P17	77 S	Neil GRANT	Yamaha - Merlin Pipes			
IDEAL LAP TIME : 1:51.298		BEST LAP TIME : 1:51.477		DIFFERENCE : 0.179		

LAP	SECTOR 1	SECTOR 2	LAP TIME	MPH	DIFF	TIME OF DAY
1 -		48.462	2:05.869	62.35	14.392	16:34:13.925
2 -	1:06.359	48.545	1:54.904	68.30	3.427	16:36:08.829
3 -	1:06.305	47.102	1:53.407 (3)	69.20	1.930	16:38:02.236
4 -	1:05.386	47.495	1:52.881 (2)	69.52	1.404	16:39:55.117
5 -	1:04.196	47.281	1:51.477 (1)	70.40		16:41:46.594

P18	90 S	Steve RAPA	Honda - David Simon Tuning			
IDEAL LAP TIME : 1:52.538		BEST LAP TIME : 1:52.550		DIFFERENCE : 0.012		

LAP	SECTOR 1	SECTOR 2	LAP TIME	MPH	DIFF	TIME OF DAY
1 -		49.403	2:04.671	62.95	12.121	16:34:12.727
2 -	1:06.053	50.097	1:56.150	67.56	3.600	16:36:08.877
3 -	1:05.055	48.145	1:53.200 (3)	69.32	0.650	16:38:02.077
4 -	1:04.991	47.703	1:52.694 (2)	69.64	0.144	16:39:54.771
5 -	1:05.003	47.547	1:52.550 (1)	69.72		16:41:47.321

P19	47	Allan CLARK	Kawasaki - A Clark & Sons Builders			
IDEAL LAP TIME : 1:53.612		BEST LAP TIME : 1:54.167		DIFFERENCE : 0.555		

LAP	SECTOR 1	SECTOR 2	LAP TIME	MPH	DIFF	TIME OF DAY
1 -		48.674	2:04.530	63.02	10.363	16:34:12.586
2 -	1:06.701	48.978	1:55.679	67.84	1.512	16:36:08.265
3 -	1:07.263	47.539	1:54.802 (3)	68.36	0.635	16:38:03.067
4 -	1:06.559	47.608	1:54.167 (1)	68.74		16:39:57.234
5 -	1:06.073	48.165	1:54.238 (2)	68.69	0.071	16:41:51.472

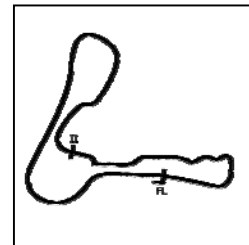
Weather / Track : Bright / Dry

Cadwell Park
Circuit Length = 2.1800 miles
Start: 16:32 Flag 16:40 End: 16:42

BMCRC - MRO Championships 2019 - Rnd 3 @ Cadwell Park

EDlasia Formula 400

RACE 13 - SECTOR ANALYSIS



SECTOR 1 = FL to I1, SECTOR 2 = I1 to FL, DIFF = Difference To Personal Best Lap, P = Crossed Finish Line in Pit Lane, D = Time Disallowed

P20 71 S		Ben BURNAL		Honda - Violent running syndicate		
IDEAL LAP TIME : 1:55.496		BEST LAP TIME : 1:55.496		DIFFERENCE : 0.000		
LAP	SECTOR 1	SECTOR 2	LAP TIME	MPH	DIFF	TIME OF DAY
1 -		49.429	2:06.029	62.27	10.533	16:34:14.085
2 -	1:07.360	49.412	1:56.772 (3)	67.20	1.276	16:36:10.857
3 -	1:06.787	48.709	1:55.496 (1)	67.95		16:38:06.353
4 -	1:06.989	49.495	1:56.484 (2)	67.37	0.988	16:40:02.837
5 -	1:07.587	49.464	1:57.051	67.04	1.555	16:41:59.888

P21 74 R		David BOWLER		Honda -		
IDEAL LAP TIME : 2:02.147		BEST LAP TIME : 2:02.446		DIFFERENCE : 0.299		
LAP	SECTOR 1	SECTOR 2	LAP TIME	MPH	DIFF	TIME OF DAY
1 -		52.618	2:12.903	59.05	10.457	16:34:20.959
2 -	1:10.283	52.561	2:02.844 (2)	63.88	0.398	16:36:23.803
3 -	1:10.522	51.924	2:02.446 (1)	64.09		16:38:26.249
4 -	1:10.223	53.038	2:03.261 (3)	63.67	0.815	16:40:29.510
5 -	1:10.463	53.532	2:03.995	63.29	1.549	16:42:33.505

BMCRC - MRO Championships 2019 - Rnd 3 @ Cadwell Park

EDlasia Formula 400

RACE 13 - BEST SECTORS

SECTOR 1			SECTOR 2			IDEAL / BEST COMPARISON						
POS	NO	NAME	TIME	NO	NAME	TIME	POS	NO	NAME	IDEAL	BEST	DIFF
									PERFECT LAP	1:39.942		
1	126	DAVIES	57.956	126	DAVIES	41.986	1	126	DAVIES	1:39.942	1:40.018	0.076
2	86	SCOTT	58.637	86	SCOTT	42.672	2	86	SCOTT	1:41.309	1:41.711	0.402
3	48	WELSH	58.849	48	WELSH	42.766	3	48	WELSH	1:41.615	1:41.834	0.219
4	13	EDMONDSON	1:00.482	13	EDMONDSON	43.184	4	13	EDMONDSON	1:43.666	1:43.666	0.000
5	125	MILES	1:00.927	135	INGHAM	43.920	5	125	MILES	1:45.046	1:45.484	0.438
6	183	GIBSON	1:01.289	125	MILES	44.119	6	183	GIBSON	1:45.515	1:45.515	0.000
7	127	GREEN	1:01.322	183	GIBSON	44.226	7	127	GREEN	1:45.590	1:45.590	0.000
8	22	HARVIEK	1:01.924	127	GREEN	44.268	8	135	INGHAM	1:46.002	1:46.141	0.139
9	85	ROBINSON	1:01.966	22	HARVIEK	44.853	9	22	HARVIEK	1:46.777	1:47.055	0.278
10	135	INGHAM	1:02.082	101	DAVIES	45.144	10	85	ROBINSON	1:47.138	1:47.316	0.178
11	101	DAVIES	1:02.227	12	WALDER	45.169	11	101	DAVIES	1:47.371	1:47.775	0.404
12	35	DIGBY-BAKER	1:02.372	85	ROBINSON	45.172	12	35	DIGBY-BAKER	1:47.574	1:47.574	0.000
13	12	WALDER	1:02.424	35	DIGBY-BAKER	45.202	13	12	WALDER	1:47.593	1:47.845	0.252
14	55	COOPER	1:03.305	55	COOPER	45.630	14	55	COOPER	1:48.935	1:49.272	0.337
15	221	MCGOVERN	1:04.107	221	MCGOVERN	46.131	15	221	MCGOVERN	1:50.238	1:50.284	0.046
16	77	GRANT	1:04.196	77	GRANT	47.102	16	77	GRANT	1:51.298	1:51.477	0.179
17	63	HARDY	1:04.886	63	HARDY	47.365	17	63	HARDY	1:52.251	1:52.336	0.085
18	90	RAPA	1:04.991	47	CLARK	47.539	18	90	RAPA	1:52.538	1:52.550	0.012
19	47	CLARK	1:06.073	90	RAPA	47.547	19	47	CLARK	1:53.612	1:54.167	0.555
20	71	BURNAL	1:06.787	71	BURNAL	48.709	20	71	BURNAL	1:55.496	1:55.496	0.000
21	74	BOWLER	1:10.223	74	BOWLER	51.924	21	74	BOWLER	2:02.147	2:02.446	0.299

Weather / Track : Bright / Dry

Results can be found at www.tsl-timing.com

Cadwell Park
Circuit Length = 2.1800 miles
Start: 16:32 Flag 16:40 End: 16:42

Printed - 16:44 Sunday, 28 April 2019

BMCRC-MRO Championships 2019



**TEAM
RESPRO®**



**TEAM RESPRO MRO 600 inc
MSS PERFORMANCE CLUBMAN 600**

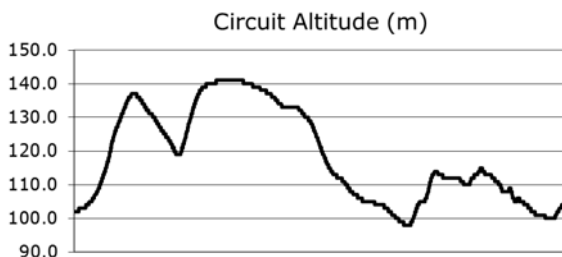
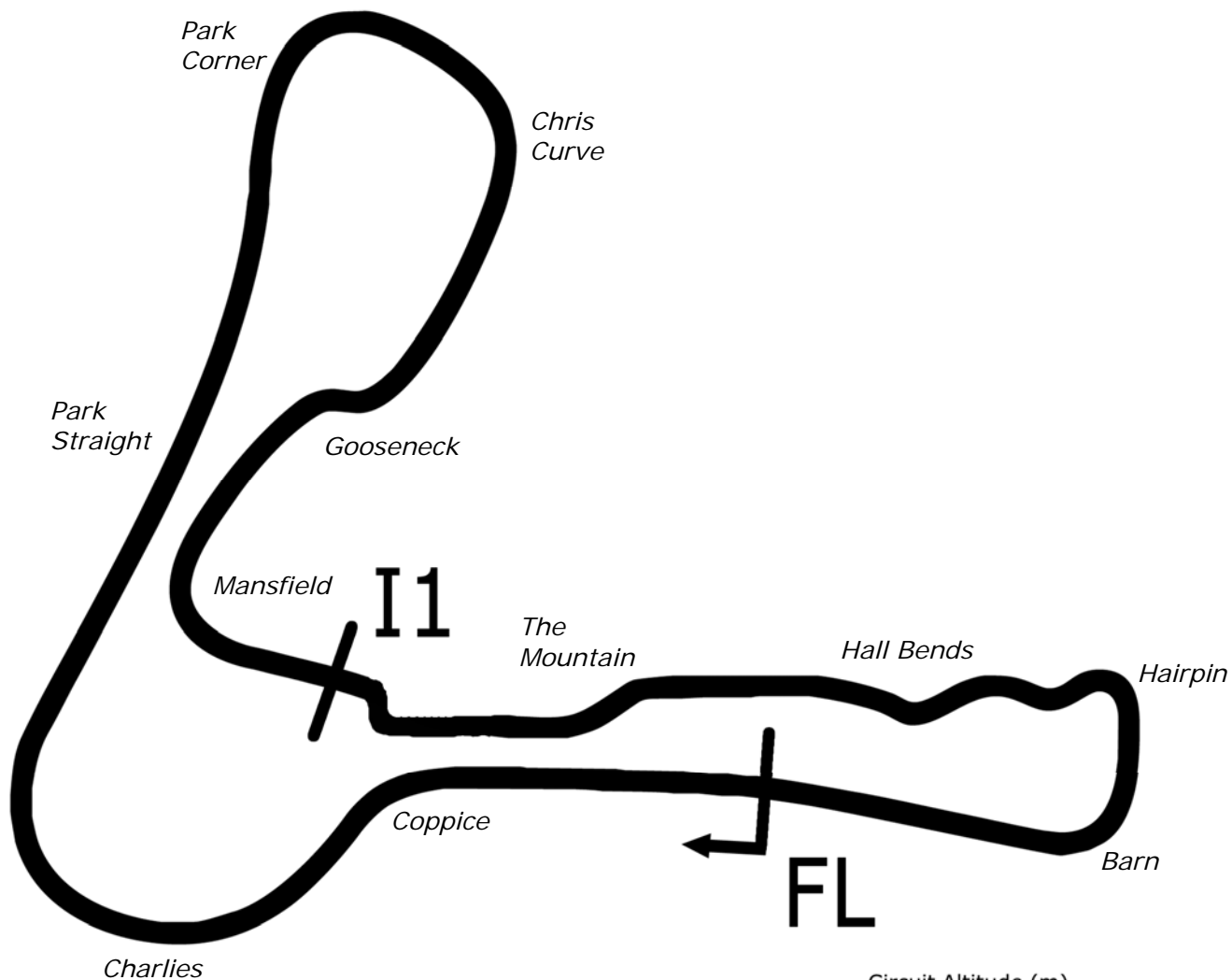
Cadwell Park Circuit

27th / 28th April 2019



Results Provided by Timing Solutions Ltd
www.tsl-timing.com

Cadwell Park



Length	2.1800 miles	3508.4 m	
FL		53.31024 N	0.05940 W
I1	2330m	53.30708 N	0.06270 W
Pit Entry	3472m	53.31103 N	0.05889 W
Pit Exit	0m after FL	53.31030 N	0.05940 W
Pit Entry-Pit Exit 92m, 5.5s @60kph, 4.1s @80kph			

All results available at www.tsl-timing.com

BMCRC - MRO Championships 2019 - Rnd 3 @ Cadwell Park

Team Respro MRO 600 inc MSS Performance MRO Clubman 600



QUALIFYING - CLASSIFICATION

POS	NO	CL	PIC NAME	ENTRY	TIME	ON	LAPS	GAP	DIFF	MPH
1	86		1 Jamie KELMAN	Triumph - Phased Out Racing	1:49.357	6	6			71.76
2	188	C	1 Dawid KRAWIECKI	Yamaha - Code Blue LTD & D A East Electrical	1:53.583	6	6	4.226	4.226	69.09
3	912	C	2 Michael WHITE	Yamaha - Race Lab Suspension	1:55.723	6	6	6.366	2.140	67.81
4	84		2 Ben WOTTON	Triumph - JAMES JACKSON RACING (JJR) TRIUMPH	1:55.942	2	5	6.585	0.219	67.68
5	95		3 Grant ROBERTSON	Kawasaki -	1:56.512	6	6	7.155	0.570	67.35
6	70		4 Paul MACKEY	Kawasaki - Elite cranes uk ltd	1:56.978	5	5	7.621	0.466	67.09
7	17		5 Andrew GILL	Kawasaki -	1:58.084	6	6	8.727	1.106	66.46
8	154		6 Sam JOHNSON	Suzuki - Ron Soar/Peter Stacey	1:58.416	6	6	9.059	0.332	66.27
9	56		7 Michael MILLS	Yamaha - A51 Racing	1:58.467	6	6	9.110	0.051	66.24
10	25		8 Mike NORBURY	Honda -	1:58.769	5	6	9.412	0.302	66.07
11	82		9 Andrew SMITH	Kawasaki - MSS Performance / Addition Steel	1:59.179	2	2	9.822	0.410	65.85
12	60	C	3 Jack YOUNGE	Yamaha - Chase Timber / iceni motorcycles	1:59.433	5	6	10.076	0.254	65.71
13	21	C	4 Nick WHITCHER	Yamaha -	2:00.570	6	6	11.213	1.137	65.09
14	75		10 Charlie MORRIS	Yamaha - Michell Homes	2:01.738	5	5	12.381	1.168	64.46
15	23		11 Austin WREN	Triumph - Factory Finish	2:01.927	6	6	12.570	0.189	64.36
16	10		12 Lewis BRAMWELL	Suzuki - The Bike Specialist	2:02.598	6	6	13.241	0.671	64.01
17	163		13 Michael MACE	Triumph - Redgate Motorsport	2:02.632	2	6	13.275	0.034	63.99
18	3		14 Joey LAMB DEN	Yamaha -	2:03.846	5	6	14.489	1.214	63.36
19	83		15 Talan SKEELS-PIGGINS	Yamaha - Talan Racing	2:05.185	5	5	15.828	1.339	62.69
20	448*		16 Ewan POTTER	Yamaha - AH performance	2:05.264	3	3	15.907	0.079	62.65
21	675	C	5 Samuel SMYTH	Triumph -	2:05.763	5	5	16.406	0.499	62.40
22	149	C	6 Callum HAMMETT	Yamaha -	2:07.209	5	6	17.852	1.446	61.69
23	29	C	7 Charlie STONE	Kawasaki - Loveday autos	2:07.940	2	3	18.583	0.731	61.34
24	142		17 John BOLSOVER	Triumph - Imageworx bodyshop	2:10.845	2	2	21.488	2.905	59.97
25	251	C	8 Louis BARTLETT	Kawasaki -	2:16.620	4	4	27.263	5.775	57.44
26	191		18 Daniel GOOD	Suzuki - KEP services	2:30.853	1	1	41.496	14.233	52.02
27	8*	C	9 Cedric BLOCH	Kawasaki - Brigit's Group & SDC Performance			0			

No. 8 & 448 - Please fit a working transponder

Cadwell Park
Circuit Length = 2.1800 miles
Start: 09:38 Flag 10:01 End: 10:04

Weather / Track : Cloudy / Wet

These results are provisional until the conclusion of any judicial and technical matters.

Clerk Of Course :	Timekeeper :
-------------------	--------------

Results can be found at www.tsl-timing.com

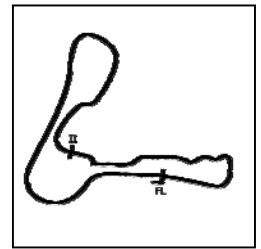
Printed - 10:05 Saturday, 27 April 2019



BMCRC - MRO Championships 2019 - Rnd 3 @ Cadwell Park

Team Respro MRO 600 inc MSS Performance MRO Clubman 600

QUALIFYING - SECTOR ANALYSIS



SECTOR 1 = FL to I1, SECTOR 2 = I1 to FL, DIFF = Difference To Personal Best Lap, P = Crossed Finish Line in Pit Lane, D = Time Disallowed

P1 86		Jamie KELMAN		Triumph - Phased Out Racing			
IDEAL LAP TIME : 1:49.357		BEST LAP TIME : 1:49.357		DIFFERENCE : 0.000			
LAP	SECTOR 1	SECTOR 2	LAP TIME	MPH	DIFF	TIME OF DAY	
1 -	1:10.107	49.695	1:59.802	65.50	10.445	09:41:02.355	
2 -	1:06.082	47.629	1:53.711	69.01	4.354	09:42:56.066	
3 -	1:04.050	12:43.212	13:47.262	9.48	11:57.905	09:56:43.328	
4 -	1:06.182	47.109	1:53.291 (3)	69.27	3.934	09:58:36.619	
5 -	1:04.917	47.363	1:52.280 (2)	69.89	2.923	10:00:28.899	
6 -	1:03.555	45.802	1:49.357 (1)	71.76		10:02:18.256	

P2 188 C		Dawid KRAWIECKI		Yamaha - Code Blue LTD & D A East Electrical			
IDEAL LAP TIME : 1:53.347		BEST LAP TIME : 1:53.583		DIFFERENCE : 0.236			
LAP	SECTOR 1	SECTOR 2	LAP TIME	MPH	DIFF	TIME OF DAY	
1 -	1:11.477	51.277	2:02.754	63.93	9.171	09:41:12.143	
2 -	1:07.206	49.695	1:56.901 (3)	67.13	3.318	09:43:09.044	
3 -	1:21.497	12:16.893	13:38.390	9.58	11:44.807	09:56:47.434	
4 -	1:08.151	48.091	1:56.242 (2)	67.51	2.659	09:58:43.676	
5 -	1:07.979	51.193	1:59.172	65.85	5.589	10:00:42.848	
6 -	1:05.256	48.327	1:53.583 (1)	69.09		10:02:36.431	

P3 912 C		Michael WHITE		Yamaha - Race Lab Suspension			
IDEAL LAP TIME : 1:55.723		BEST LAP TIME : 1:55.723		DIFFERENCE : 0.000			
LAP	SECTOR 1	SECTOR 2	LAP TIME	MPH	DIFF	TIME OF DAY	
1 -	1:13.897	50.295	2:04.192	63.19	8.469	09:41:17.358	
2 -	1:10.970	48.904	1:59.874 (3)	65.46	4.151	09:43:17.232	
3 -	1:14.083	12:18.961	13:33.044	9.65	11:37.321	09:56:50.276	
4 -	1:10.164	51.158	2:01.322	64.68	5.599	09:58:51.598	
5 -	1:07.994	48.468	1:56.462 (2)	67.38	0.739	10:00:48.060	
6 -	1:07.706	48.017	1:55.723 (1)	67.81		10:02:43.783	

P4 84		Ben WOTTON		Triumph - JAMES JACKSON RACING (JJR) TRIUMPH			
IDEAL LAP TIME : 1:55.900		BEST LAP TIME : 1:55.942		DIFFERENCE : 0.042			
LAP	SECTOR 1	SECTOR 2	LAP TIME	MPH	DIFF	TIME OF DAY	
1 -	1:12.413	51.000	2:03.413	63.59	7.471	09:41:09.069	
2 -	1:07.303	48.639	1:55.942 (1)	67.68		09:43:05.011	
3 -	1:08.765	13:41.544	14:50.309	8.81	12:54.367	09:57:55.320	
4 -	1:11.708	48.999	2:00.707 (3)	65.01	4.765	09:59:56.027	
5 -	1:07.261	49.776	1:57.037 (2)	67.05	1.095	10:01:53.064	

P5 95		Grant ROBERTSON		Kawasaki -			
IDEAL LAP TIME : 1:56.512		BEST LAP TIME : 1:56.512		DIFFERENCE : 0.000			
LAP	SECTOR 1	SECTOR 2	LAP TIME	MPH	DIFF	TIME OF DAY	
1 -	1:17.419	54.233	2:11.652	59.61	15.140	09:41:24.768	
2 -	1:11.981	51.095	2:03.076 (3)	63.76	6.564	09:43:27.844	
3 -	1:21.489	12:01.265	13:22.754	9.77	11:26.242	09:56:50.598	
4 -	1:12.673	51.297	2:03.970	63.30	7.458	09:58:54.568	
5 -	1:08.631	49.771	1:58.402 (2)	66.28	1.890	10:00:52.970	
6 -	1:07.886	48.626	1:56.512 (1)	67.35		10:02:49.482	

P6 70		Paul MACKEY		Kawasaki - Elite cranes uk ltd			
IDEAL LAP TIME : 1:56.978		BEST LAP TIME : 1:56.978		DIFFERENCE : 0.000			
LAP	SECTOR 1	SECTOR 2	LAP TIME	MPH	DIFF	TIME OF DAY	
1 -	1:12.419	50.644	2:03.063 (3)	63.77	6.085	09:41:08.077	
2 -	1:09.677	49.091	1:58.768 (2)	66.07	1.790	09:43:06.845	
3 -	1:17.540	13:18.844	14:36.384	8.95	12:39.406	09:57:43.229	
4 -	1:12.555	52.174	2:04.729	62.92	7.751	09:59:47.958	
5 -	1:09.536	47.442	1:56.978 (1)	67.09		10:01:44.936	

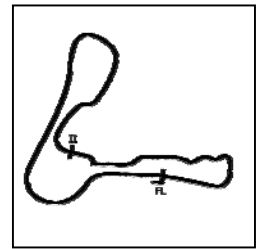
Weather / Track : Cloudy / Wet

Cadwell Park
Circuit Length = 2.1800 miles
Start: 09:38 Flag 10:01 End: 10:04

BMCRC - MRO Championships 2019 - Rnd 3 @ Cadwell Park

Team Respro MRO 600 inc MSS Performance MRO Clubman 600

QUALIFYING - SECTOR ANALYSIS



SECTOR 1 = FL to I1, SECTOR 2 = I1 to FL, DIFF = Difference To Personal Best Lap, P = Crossed Finish Line in Pit Lane, D = Time Disallowed

P7 17 Andrew GILL			Kawasaki -			
IDEAL LAP TIME : 1:57.969		BEST LAP TIME : 1:58.084		DIFFERENCE : 0.115		
LAP	SECTOR 1	SECTOR 2	LAP TIME	MPH	DIFF	TIME OF DAY
1 -	1:14.706	53.251	2:07.957	61.33	9.873	09:41:17.902
2 -	1:11.192	50.685	2:01.877	64.39	3.793	09:43:19.779
3 -	1:16.113	12:12.627	13:28.740	9.70	11:30.656	09:56:48.519
4 -	1:10.359	50.706	2:01.065 (3)	64.82	2.981	09:58:49.584
5 -	1:08.706	49.559	1:58.265 (2)	66.36	0.181	10:00:47.849
6 -	1:08.410	49.674	1:58.084 (1)	66.46		10:02:45.933

P8 154 Sam JOHNSON			Suzuki - Ron Soar/Peter Stacey			
IDEAL LAP TIME : 1:57.881		BEST LAP TIME : 1:58.416		DIFFERENCE : 0.535		
LAP	SECTOR 1	SECTOR 2	LAP TIME	MPH	DIFF	TIME OF DAY
1 -	1:18.103	54.902	2:13.005	59.00	14.589	09:41:25.912
2 -	1:10.109	49.189	1:59.298 (2)	65.78	0.882	09:43:25.210
3 -	1:13.938	12:34.173	13:48.111	9.47	11:49.695	09:57:13.321
4 -	1:16.547	52.689	2:09.236	60.72	10.820	09:59:22.557
5 -	1:09.588	50.249	1:59.837 (3)	65.48	1.421	10:01:22.394
6 -	1:08.692	49.724	1:58.416 (1)	66.27		10:03:20.810

P9 56 Michael MILLS			Yamaha - A51 Racing			
IDEAL LAP TIME : 1:58.453		BEST LAP TIME : 1:58.467		DIFFERENCE : 0.014		
LAP	SECTOR 1	SECTOR 2	LAP TIME	MPH	DIFF	TIME OF DAY
1 -	1:15.584	54.048	2:09.632	60.54	11.165	09:41:39.538
2 -	1:11.974	50.686	2:02.660	63.98	4.193	09:43:42.198
3 -	1:32.970	11:31.788	13:04.758	10.00	11:06.291	09:56:46.956
4 -	1:11.423	50.261	2:01.684 (3)	64.49	3.217	09:58:48.640
5 -	1:10.103	49.137	1:59.240 (2)	65.81	0.773	10:00:47.880
6 -	1:09.316	49.151	1:58.467 (1)	66.24		10:02:46.347

P10 25 Mike NORBURY			Honda -			
IDEAL LAP TIME : 1:58.691		BEST LAP TIME : 1:58.769		DIFFERENCE : 0.078		
LAP	SECTOR 1	SECTOR 2	LAP TIME	MPH	DIFF	TIME OF DAY
1 -	1:13.176	53.859	2:07.035	61.77	8.266	09:41:17.120
2 -	1:11.521	50.330	2:01.851 (3)	64.40	3.082	09:43:18.971
3 -	1:15.826	12:38.936	13:54.762	9.40	11:55.993	09:57:13.733
4 -	1:16.594	52.370	2:08.964	60.85	10.195	09:59:22.697
5 -	1:08.967	49.802	1:58.769 (1)	66.07		10:01:21.466
6 -	1:08.889	50.157	1:59.046 (2)	65.92	0.277	10:03:20.512

P11 82 Andrew SMITH			Kawasaki - MSS Performance / Addition Steel			
IDEAL LAP TIME : 1:59.179		BEST LAP TIME : 1:59.179		DIFFERENCE : 0.000		
LAP	SECTOR 1	SECTOR 2	LAP TIME	MPH	DIFF	TIME OF DAY
1 -	1:10.921	51.380	2:02.301 (2)	64.17	3.122	09:41:05.243
2 -	1:09.101	50.078	1:59.179 (1)	65.85		09:43:04.422

P12 60 C Jack YOUNGE			Yamaha - Chase Timber / iceni motorcycles			
IDEAL LAP TIME : 1:59.433		BEST LAP TIME : 1:59.433		DIFFERENCE : 0.000		
LAP	SECTOR 1	SECTOR 2	LAP TIME	MPH	DIFF	TIME OF DAY
1 -	1:18.168	54.685	2:12.853	59.07	13.420	09:41:26.882
2 -	1:12.940	50.101	2:03.041 (3)	63.78	3.608	09:43:29.923
3 -	1:21.281	11:59.955	13:21.236	9.79	11:21.803	09:56:51.159
4 -	1:13.553	50.364	2:03.917	63.33	4.484	09:58:55.076
5 -	1:10.277	49.156	1:59.433 (1)	65.71		10:00:54.509
6 -	1:10.352	49.234	1:59.586 (2)	65.62	0.153	10:02:54.095

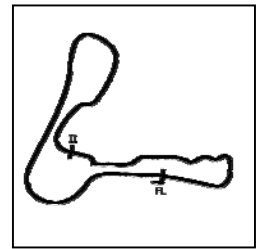
Weather / Track : Cloudy / Wet

Cadwell Park
Circuit Length = 2.1800 miles
Start: 09:38 Flag 10:01 End: 10:04

BMCRC - MRO Championships 2019 - Rnd 3 @ Cadwell Park

Team Respro MRO 600 inc MSS Performance MRO Clubman 600

QUALIFYING - SECTOR ANALYSIS



SECTOR 1 = FL to I1, SECTOR 2 = I1 to FL, DIFF = Difference To Personal Best Lap, P = Crossed Finish Line in Pit Lane, D = Time Disallowed

P13 21 C		Nick WHITCHER		Yamaha -		
IDEAL LAP TIME : 2:00.570		BEST LAP TIME : 2:00.570		DIFFERENCE : 0.000		
LAP	SECTOR 1	SECTOR 2	LAP TIME	MPH	DIFF	TIME OF DAY
1 -	1:15.119	53.693	2:08.812	60.92	8.242	09:41:16.434
2 -	1:12.189	53.268	2:05.457	62.55	4.887	09:43:21.891
3 -	1:16.667	12:10.140	13:26.807	9.72	11:26.237	09:56:48.698
4 -	1:11.345	51.300	2:02.645 (3)	63.99	2.075	09:58:51.343
5 -	1:09.882	51.083	2:00.965 (2)	64.87	0.395	10:00:52.308
6 -	1:09.769	50.801	2:00.570 (1)	65.09		10:02:52.878

P14 75		Charlie MORRIS		Yamaha - Michell Homes		
IDEAL LAP TIME : 2:01.725		BEST LAP TIME : 2:01.738		DIFFERENCE : 0.013		
LAP	SECTOR 1	SECTOR 2	LAP TIME	MPH	DIFF	TIME OF DAY
1 -	1:19.075	54.123	2:13.198	58.92	11.460	09:42:13.580
2 -	8:14.093	4:28.805	14:52.061	8.79	12:50.323	09:57:05.641
3 -	1:16.990	52.963	2:09.953 (3)	60.39	8.215	09:59:15.594
4 -	1:12.141	50.829	2:02.970 (2)	63.82	1.232	10:01:18.564
5 -	1:10.896	50.842	2:01.738 (1)	64.46		10:03:20.302

P15 23		Austin WREN		Triumph - Factory Finish		
IDEAL LAP TIME : 2:01.927		BEST LAP TIME : 2:01.927		DIFFERENCE : 0.000		
LAP	SECTOR 1	SECTOR 2	LAP TIME	MPH	DIFF	TIME OF DAY
1 -	1:21.857	58.085	2:19.942	56.08	18.015	09:41:42.307
2 -	1:17.894	53.773	2:11.667	59.60	9.740	09:43:53.974
3 -	1:39.904	11:19.572	12:59.476	10.06	10:57.549	09:56:53.450
4 -	1:15.075	52.580	2:07.655 (3)	61.47	5.728	09:59:01.105
5 -	1:14.117	51.747	2:05.864 (2)	62.35	3.937	10:01:06.969
6 -	1:10.831	51.096	2:01.927 (1)	64.36		10:03:08.896

P16 10		Lewis BRAMWELL		Suzuki - The Bike Specialist		
IDEAL LAP TIME : 2:02.598		BEST LAP TIME : 2:02.598		DIFFERENCE : 0.000		
LAP	SECTOR 1	SECTOR 2	LAP TIME	MPH	DIFF	TIME OF DAY
1 -	1:23.480	57.903	2:21.383	55.50	18.785	09:41:50.159
2 -	1:16.910	53.891	2:10.801 (3)	60.00	8.203	09:44:00.960
3 -	8:42.337	4:26.293	13:08.630	9.95	11:06.032	09:57:09.590
4 -	1:17.723	54.047	2:11.770	59.55	9.172	09:59:21.360
5 -	1:13.508	52.504	2:06.012 (2)	62.28	3.414	10:01:27.372
6 -	1:11.238	51.360	2:02.598 (1)	64.01		10:03:29.970

P17 163		Michael MACE		Triumph - Redgate Motorsport		
IDEAL LAP TIME : 2:01.383		BEST LAP TIME : 2:02.632		DIFFERENCE : 1.249		
LAP	SECTOR 1	SECTOR 2	LAP TIME	MPH	DIFF	TIME OF DAY
1 -	1:17.878	55.388	2:13.266	58.89	10.634	09:41:26.575
2 -	1:11.230	51.402	2:02.632 (1)	63.99		09:43:29.207
3 -	1:21.285	12:19.237	13:40.522	9.56	11:37.890	09:57:09.729
4 -	1:16.920	52.070	2:08.990	60.84	6.358	09:59:18.719
5 -	1:10.323	52.369	2:02.692 (2)	63.96	0.060	10:01:21.411
6 -	1:12.451	51.060	2:03.511 (3)	63.54	0.879	10:03:24.922

P18 3		Joey LAMBDEN		Yamaha -		
IDEAL LAP TIME : 2:03.846		BEST LAP TIME : 2:03.846		DIFFERENCE : 0.000		
LAP	SECTOR 1	SECTOR 2	LAP TIME	MPH	DIFF	TIME OF DAY
1 -	1:23.015	55.956	2:18.971	56.47	15.125	09:41:50.935
2 -	1:17.714	53.509	2:11.223 (3)	59.80	7.377	09:44:02.158
3 -	8:33.057	4:44.075	13:17.132	9.84	11:13.286	09:57:19.290
4 -	1:19.083	54.582	2:13.665	58.71	9.819	09:59:32.955
5 -	1:12.132	51.714	2:03.846 (1)	63.36		10:01:36.801
6 -	1:13.918	52.894	2:06.812 (2)	61.88	2.966	10:03:43.613

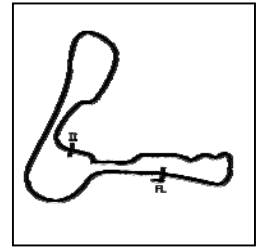
Weather / Track : Cloudy / Wet

Cadwell Park
Circuit Length = 2.1800 miles
Start: 09:38 Flag 10:01 End: 10:04

BMCRC - MRO Championships 2019 - Rnd 3 @ Cadwell Park

Team Respro MRO 600 inc MSS Performance MRO Clubman 600

QUALIFYING - SECTOR ANALYSIS



SECTOR 1 = FL to I1, SECTOR 2 = I1 to FL, DIFF = Difference To Personal Best Lap, P = Crossed Finish Line in Pit Lane, D = Time Disallowed

P19 83	Talan SKEELS-PIGGINS		Yamaha - Talan Racing			
IDEAL LAP TIME : 2:05.185	BEST LAP TIME : 2:05.185	DIFFERENCE : 0.000				

LAP	SECTOR 1	SECTOR 2	LAP TIME	MPH	DIFF	TIME OF DAY
1 -	1:17.991	55.780	2:13.771 (3)	58.66	8.586	09:41:51.319
2 -	1:17.737	53.240	2:10.977 (2)	59.91	5.792	09:44:02.296
3 -	8:53.354	4:35.162	13:28.516	9.70	11:23.331	09:57:30.812
4 -	1:23.263	53.645	2:16.908	57.32	11.723	09:59:47.720
5 -	1:13.122	52.063	2:05.185 (1)	62.69		10:01:52.905

P20 448	Ewan POTTER		Yamaha - AH performance			
IDEAL LAP TIME :	BEST LAP TIME : 2:05.264	DIFFERENCE :				

LAP	SECTOR 1	SECTOR 2	LAP TIME	MPH	DIFF	TIME OF DAY
1 -			2:16.183 (3)	57.62	10.919	09:59:28.731
2 -			2:07.424 (2)	61.59	2.160	10:01:36.155
3 -			2:05.264 (1)	62.65		10:03:41.419

P21 675 C	Samuel SMYTH		Triumph -			
IDEAL LAP TIME : 2:05.763	BEST LAP TIME : 2:05.763	DIFFERENCE : 0.000				

LAP	SECTOR 1	SECTOR 2	LAP TIME	MPH	DIFF	TIME OF DAY
1 -	1:21.434	56.412	2:17.846 (3)	56.93	12.083	09:41:46.337
2 -	1:14.581	53.804	2:08.385 (2)	61.12	2.622	09:43:54.722
3 -	1:39.759	11:54.361	13:34.120	9.63	11:28.357	09:57:28.842
4 -	1:26.177	1:00.710	2:26.887	53.42	21.124	09:59:55.729
5 -	1:12.250	53.513	2:05.763 (1)	62.40		10:02:01.492

P22 149 C	Callum HAMMETT		Yamaha -			
IDEAL LAP TIME : 2:07.209	BEST LAP TIME : 2:07.209	DIFFERENCE : 0.000				

LAP	SECTOR 1	SECTOR 2	LAP TIME	MPH	DIFF	TIME OF DAY
1 -	1:26.611	57.968	2:24.579	54.28	17.370	09:41:41.722
2 -	1:23.349	55.026	2:18.375	56.71	11.166	09:44:00.097
3 -	8:31.864	4:25.432	12:57.296	10.09	10:50.087	09:56:57.393
4 -	1:21.934	54.396	2:16.330 (3)	57.56	9.121	09:59:13.723
5 -	1:15.054	52.155	2:07.209 (1)	61.69		10:01:20.932
6 -	1:15.208	52.575	2:07.783 (2)	61.41	0.574	10:03:28.715

P23 29 C	Charlie STONE		Kawasaki - Loveday autos			
IDEAL LAP TIME : 2:07.940	BEST LAP TIME : 2:07.940	DIFFERENCE : 0.000				

LAP	SECTOR 1	SECTOR 2	LAP TIME	MPH	DIFF	TIME OF DAY
1 -	1:18.607	57.387	2:15.994 (2)	57.70	8.054	09:41:42.745
2 -	1:15.852	52.088	2:07.940 (1)	61.34		09:43:50.685
3 -	1:27.998	11:35.012	13:03.010 (3)	10.02	10:55.070	09:56:53.695

P24 142	John BOLSOVER		Triumph - Imageworx bodyshop			
IDEAL LAP TIME : 2:10.845	BEST LAP TIME : 2:10.845	DIFFERENCE : 0.000				

LAP	SECTOR 1	SECTOR 2	LAP TIME	MPH	DIFF	TIME OF DAY
1 -	1:22.352	57.705	2:20.057 (2)	56.03	9.212	09:41:50.511
2 -	1:16.908	53.937	2:10.845 (1)	59.97		09:44:01.356

P25 251 C	Louis BARTLETT		Kawasaki -			
IDEAL LAP TIME : 2:16.620	BEST LAP TIME : 2:16.620	DIFFERENCE : 0.000				

LAP	SECTOR 1	SECTOR 2	LAP TIME	MPH	DIFF	TIME OF DAY
1 -	1:21.667	58.957	2:20.624 (2)	55.80	4.004	09:41:48.497
2 -	8:20.528	4:47.839	15:32.621	8.41	13:16.001	09:57:21.118
3 -	1:23.444	57.911	2:21.355 (3)	55.52	4.735	09:59:42.473
4 -	1:20.244	56.376	2:16.620 (1)	57.44		10:01:59.093

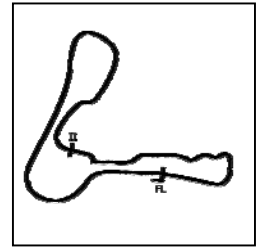
Weather / Track : Cloudy / Wet

Cadwell Park
Circuit Length = 2.1800 miles
Start: 09:38 Flag 10:01 End: 10:04

BMCRC - MRO Championships 2019 - Rnd 3 @ Cadwell Park

Team Respro MRO 600 inc MSS Performance MRO Clubman 600

QUALIFYING - SECTOR ANALYSIS



SECTOR 1 = FL to I1, SECTOR 2 = I1 to FL, DIFF = Difference To Personal Best Lap, P = Crossed Finish Line in Pit Lane, D = Time Disallowed

P26	191	Daniel GOOD	Suzuki - KEP services			
IDEAL LAP TIME : 2:28.980		BEST LAP TIME : 2:30.853	DIFFERENCE : 1.873			
LAP	SECTOR 1	SECTOR 2	LAP TIME	MPH	DIFF	TIME OF DAY
1 -	1:29.081	1:01.772	2:30.853 (1)	52.02		09:41:57.700

BMCRC - MRO Championships 2019 - Rnd 3 @ Cadwell Park

Team Respro MRO 600 inc MSS Performance MRO Clubman 600

QUALIFYING - BEST SECTORS

SECTOR 1			SECTOR 2			IDEAL / BEST COMPARISON						
POS	NO	NAME	TIME	NO	NAME	TIME	POS	NO	NAME	IDEAL	BEST	DIFF
									PERFECT LAP	1:49.357		
1	86	KELMAN	1:03.555	86	KELMAN	45.802	1	86	KELMAN	1:49.357	1:49.357	0.000
2	188	KRAWIECKI	1:05.256	70	MACKEY	47.442	2	188	KRAWIECKI	1:53.347	1:53.583	0.236
3	84	WOTTON	1:07.261	912	WHITE	48.017	3	912	WHITE	1:55.723	1:55.723	0.000
4	912	WHITE	1:07.706	188	KRAWIECKI	48.091	4	84	WOTTON	1:55.900	1:55.942	0.042
5	95	ROBERTSON	1:07.886	95	ROBERTSON	48.626	5	95	ROBERTSON	1:56.512	1:56.512	0.000
6	17	GILL	1:08.410	84	WOTTON	48.639	6	70	MACKEY	1:56.978	1:56.978	0.000
7	154	JOHNSON	1:08.692	56	MILLS	49.137	7	154	JOHNSON	1:57.881	1:58.416	0.535
8	25	NORBURY	1:08.889	60	YOUNGE	49.156	8	17	GILL	1:57.969	1:58.084	0.115
9	82	SMITH	1:09.101	154	JOHNSON	49.189	9	56	MILLS	1:58.453	1:58.467	0.014
10	56	MILLS	1:09.316	17	GILL	49.559	10	25	NORBURY	1:58.691	1:58.769	0.078
11	70	MACKEY	1:09.536	25	NORBURY	49.802	11	82	SMITH	1:59.179	1:59.179	0.000
12	21	WHITCHER	1:09.769	82	SMITH	50.078	12	60	YOUNGE	1:59.433	1:59.433	0.000
13	60	YOUNGE	1:10.277	21	WHITCHER	50.801	13	21	WHITCHER	2:00.570	2:00.570	0.000
14	163	MACE	1:10.323	75	MORRIS	50.829	14	163	MACE	2:01.383	2:02.632	1.249
15	23	WREN	1:10.831	163	MACE	51.060	15	75	MORRIS	2:01.725	2:01.738	0.013
16	75	MORRIS	1:10.896	23	WREN	51.096	16	23	WREN	2:01.927	2:01.927	0.000
17	10	BRAMWELL	1:11.238	10	BRAMWELL	51.360	17	10	BRAMWELL	2:02.598	2:02.598	0.000
18	3	LAMBDEN	1:12.132	3	LAMBDEN	51.714	18	3	LAMBDEN	2:03.846	2:03.846	0.000
19	675	SMYTH	1:12.250	83	SKEELS-PIGGINS	52.063	19	83	SKEELS-PIGGINS	2:05.185	2:05.185	0.000
20	83	SKEELS-PIGGINS	1:13.122	29	STONE	52.088	20	675	SMYTH	2:05.763	2:05.763	0.000
21	149	HAMMETT	1:15.054	149	HAMMETT	52.155	21	149	HAMMETT	2:07.209	2:07.209	0.000
22	29	STONE	1:15.852	675	SMYTH	53.513	22	29	STONE	2:07.940	2:07.940	0.000
23	142	BOLSOVER	1:16.908	142	BOLSOVER	53.937	23	142	BOLSOVER	2:10.845	2:10.845	0.000
24	251	BARTLETT	1:20.244	251	BARTLETT	56.376	24	251	BARTLETT	2:16.620	2:16.620	0.000
25	191	GOOD	1:27.208	191	GOOD	1:01.772	25	191	GOOD	2:28.980	2:30.853	1.873
26							26	448	POTTER		2:05.264	
27												

Weather / Track : Cloudy / Wet

Results can be found at www.tsl-timing.com

Cadwell Park
 Circuit Length = 2.1800 miles
 Start: 09:38 Flag 10:01 End: 10:04

Printed - 10:07 Saturday, 27 April 2019

RACE 3 - GRID (7 Laps)

ROW 10	28	97	Julien LIGUORI	29	120	David IBBOTSON	30	69	Robert WINDEATT
ROW 9	25	251	Louis BARTLETT	26	191	Daniel GOOD	27	8	Cedric BLOCH
ROW 8	22	149	Callum HAMMETT	23	29	Charlie STONE	24	142	John BOLSOVER
ROW 7	19	83	Talan SKEELS-PIGGINS	20	448	Ewan POTTER	21	675	Samuel SMYTH
ROW 6	16	10	Lewis BRAMWELL	17	163	Michael MACE	18	3	Joey LAMBDEN
ROW 5	13	21	Nick WHITCHER	14	75	Charlie MORRIS	15	23	Austin WREN
ROW 4	10	25	Mike NORBURY	11	82	Andrew SMITH	12	60	Jack YOUNGE
ROW 3	7	17	Andrew GILL	8	154	Sam JOHNSON	9	56	Michael MILLS
ROW 2	4	84	Ben WOTTON	5	95	Grant ROBERTSON	6	70	Paul MACKEY
ROW 1	1	86	Jamie KELMAN	2	188	Dawid KRAWIECKI	3	912	Michael WHITE

Pole

Cadwell Park
Circuit Length = 2.1800 miles

These results are provisional until the conclusion of any judicial and technical matters.

Clerk Of Course :	Timekeeper :
-------------------	--------------

BMCRC - MRO Championships 2019 - Rnd 3 @ Cadwell Park

Team Respro MRO 600 inc MSS Performance MRO Clubman 600

RACE 3 - CLASSIFICATION



POS	NO	CL	PIC NAME	ENTRY	LAPS	TIME	GAP	DIFF	MPH	BEST	ON
1	86		1 Jamie KELMAN	Triumph - Phased Out Racing	7	12:34.858			72.77	1:45.972	4
2	912	C	1 Michael WHITE	Yamaha - Race Lab Suspension	7	12:51.044	16.186	16.186	71.24	1:48.557	4
3	17		2 Andrew GILL	Kawasaki -	7	13:01.296	26.438	10.252	70.31	1:48.216	7
4	56		3 Michael MILLS	Yamaha - A51 Racing	7	13:02.313	27.455	1.017	70.22	1:49.688	7
5	95		4 Grant ROBERTSON	Kawasaki -	7	13:02.611	27.753	0.298	70.19	1:48.709	7
6	25		5 Mike NORBURY	Honda -	7	13:02.736	27.878	0.125	70.18	1:48.018	7
7	154		6 Sam JOHNSON	Suzuki - Ron Soar/Peter Stacey	7	13:05.530	30.672	2.794	69.93	1:50.179	6
8	84		7 Ben WOTTON	Triumph - JAMES JACKSON RACING (JJR) TRIUMPH	7	13:05.662	30.804	0.132	69.92	1:49.286	7
9	75		8 Charlie MORRIS	Yamaha - Michell Homes	7	13:15.755	40.897	10.093	69.03	1:50.399	5
10	70		9 Paul MACKEY	Kawasaki - Elite cranes uk ltd	7	13:24.557	49.699	8.802	68.28	1:52.031	5
11	21	C	2 Nick WHITCHER	Yamaha -	7	13:33.612	58.754	9.055	67.52	1:53.682	4
12	149	C	3 Callum HAMMETT	Yamaha -	7	13:42.479	1:07.621	8.867	66.79	1:51.780	7
13	163		10 Michael MACE	Triumph - Redgate Motorsport	7	13:49.878	1:15.020	7.399	66.19	1:55.497	5
14	10		11 Lewis BRAMWELL	Suzuki - The Bike Specialist	7	13:56.654	1:21.796	6.776	65.66	1:54.542	7
15	142		12 John BOLSOVER	Triumph - Imageworx bodyshop	7	13:57.039	1:22.181	0.385	65.63	1:53.194	7
16	83		13 Talan SKEELS-PIGGINS	Yamaha - Talan Racing	7	13:58.841	1:23.983	1.802	65.49	1:55.526	7
17	23		14 Austin WREN	Triumph - Factory Finish	7	14:17.615	1:42.757	18.774	64.05	1:59.333	5
18	29	C	4 Charlie STONE	Kawasaki - Loveday autos	7	14:27.485	1:52.627	9.870	63.32	2:00.295	5
19	251	C	5 Louis BARTLETT	Kawasaki -	7	14:31.060	1:56.202	3.575	63.06	1:59.846	5

NOT CLASSIFIED

DNF	188	C	Dawid KRAWIECKI	Yamaha - Code Blue LTD & D A East Electrical	5	9:10.703	2 Laps	2 Laps	71.25	1:48.528	4
DNF	3		Joey LAMB DEN	Yamaha -	3	6:18.595	4 Laps	2 Laps	62.18	2:00.090	3
DNF	60	C	Jack YOUNGE	Yamaha - Chase Timber / iceni motorcycles	2	3:57.172	5 Laps	1 Lap	66.18	1:54.754	2
DNF	448		Ewan POTTER	Yamaha - AH performance	1	2:12.929	6 Laps	1 Lap	59.03		
DNF	675	C	Samuel SMYTH	Triumph -	0						

FASTEST LAP

86	Jamie KELMAN	Triumph - Phased Out Racing	4	1:45.972	74.05 mph	119.18 kph
188	C Dawid KRAWIECKI	Yamaha - Code Blue LTD & D A East Electrical	4	1:48.528	72.31 mph	116.37 kph

Class - 92.5% of Race Speed = 67.31 mph
 Class C - 92.5% of Race Speed = 65.89 mph

Cadwell Park
 Circuit Length = 2.1800 miles
 Start: 12:53 Flag 13:06 End: 13:08

Weather / Track : Drizzle / Wet

These results are provisional until the conclusion of any judicial and technical matters.

Clerk Of Course :	Timekeeper :
-------------------	--------------

Results can be found at www.tsl-timing.com

Printed - 13:09 Saturday, 27 April 2019



BMCRC - MRO Championships 2019 - Rnd 3 @ Cadwell Park

Team Respro MRO 600 inc MSS Performance MRO Clubman 600

RACE 3 - LAP CHART

LAP 1 @ 12:55:19.975

NO	BEHIND	LAP TIME
86		1:50.832
188	3.943	1:54.775
912	4.063	1:54.895
56	8.005	1:58.837
154	8.069	1:58.901
95	8.992	1:59.824
84	10.738	2:01.570
25	11.359	2:02.191
60	11.586	2:02.418
17	12.487	2:03.319
75	12.750	2:03.582
70	13.323	2:04.155
21	13.944	2:04.776
10	16.977	2:07.809
163	17.701	2:08.533
83	19.911	2:10.743
23	21.400	2:12.232
448	22.097	2:12.929
142	22.716	2:13.548
149	22.786	2:13.618
29	24.979	2:15.811
3	25.374	2:16.206
251	26.448	2:17.280

LAP 2 @ 12:57:06.979

NO	BEHIND	LAP TIME
86		1:47.004
188	6.308	1:49.369
912	6.800	1:49.741
56	12.050	1:51.049
154	13.568	1:52.503
95	14.012	1:52.024
84	14.492	1:50.758
17	16.391	1:50.908
25	16.669	1:52.314
60	19.336	1:54.754
75	19.568	1:53.822
70	20.278	1:53.959
21	21.174	1:54.234
163	30.876	2:00.179
10	31.469	2:01.496
83	32.257	1:59.350
149	34.059	1:58.277
23	36.830	2:02.434
142	39.584	2:03.872
29	40.020	2:02.045
3	40.669	2:02.299
251	43.762	2:04.318

LAP 3 @ 12:58:54.516

NO	BEHIND	LAP TIME
86		1:47.537
188	8.099	1:49.328
912	8.229	1:48.966
56	15.733	1:51.220
95	17.253	1:50.778
154	17.865	1:51.834
84	18.201	1:51.246
17	19.034	1:50.180
25	19.802	1:50.670
75	24.184	1:52.153

70	28.040	1:55.299
21	29.138	1:55.501
163	40.906	1:57.567
83	45.435	2:00.715
10	46.314	2:02.382
149	46.383	1:59.861
23	52.513	2:03.220
142	53.068	2:01.021
3	53.222	2:00.090
29	55.722	2:03.239
251	1:00.445	2:04.220

LAP 4 @ 13:00:40.488

NO	BEHIND	LAP TIME
86		1:45.972
188	10.655	1:48.528
912	10.814	1:48.557
56	20.418	1:50.657
95	21.985	1:50.704
154	22.566	1:50.673
17	22.954	1:49.892
84	23.790	1:51.561
25	24.003	1:50.173
75	29.114	1:50.902
70	34.396	1:52.328
21	36.848	1:53.682
163	51.254	1:56.320
149	53.518	1:53.107
83	58.083	1:58.620
10	59.311	1:58.969
142	1:04.244	1:57.148
23	1:06.608	2:00.067
29	1:11.342	2:01.592
251	1:17.983	2:03.510

LAP 5 @ 13:02:27.415

NO	BEHIND	LAP TIME
86		1:46.927
188	12.431	1:48.703
912	12.563	1:48.676
56	23.747	1:50.256
95	25.117	1:50.059
17	25.360	1:49.333
154	26.303	1:50.664
25	27.508	1:50.432
84	28.116	1:51.253
75	32.586	1:50.399
70	39.500	1:52.031
21	44.403	1:54.482
163	59.824	1:55.497
149	59.965	1:53.374
83	1:08.422	1:57.266
10	1:08.858	1:56.474
142	1:11.830	1:54.513
23	1:19.014	1:59.333
29	1:24.710	2:00.295
251	1:30.902	1:59.846

LAP 6 @ 13:04:13.991

NO	BEHIND	LAP TIME
86		1:46.576
912	15.293	1:49.306
56	27.777	1:50.606

17	28.232	1:49.448
95	29.054	1:50.513
25	29.870	1:48.938
154	29.906	1:50.179
84	31.528	1:49.988
75	37.716	1:51.706
70	46.689	1:53.765
21	52.992	1:55.165
149	1:05.851	1:52.462
163	1:09.051	1:55.803
10	1:17.264	1:54.982
83	1:18.467	1:56.621
142	1:18.997	1:53.743
23	1:32.290	1:59.852
29	1:39.298	2:01.164
251	1:44.966	2:00.640

LAP 7 @ 13:06:04.001

NO	BEHIND	LAP TIME
86		1:50.010
912	16.186	1:50.903
17	26.438	1:48.216
56	27.455	1:49.688
95	27.753	1:48.709
25	27.878	1:48.018
154	30.672	1:50.776
84	30.804	1:49.286
75	40.897	1:53.191
70	49.699	1:53.020
21	58.754	1:55.772
149	1:07.621	1:51.780
163	1:15.020	1:55.979
10	1:21.796	1:54.542
142	1:22.181	1:53.194
83	1:23.983	1:55.526
23	1:42.757	2:00.477
29	1:52.627	2:03.339
251	1:56.202	2:01.246

Weather / Track : Drizzle / Wet

Results can be found at www.tsl-timing.com

Cadwell Park

Circuit Length = 2.1800 miles

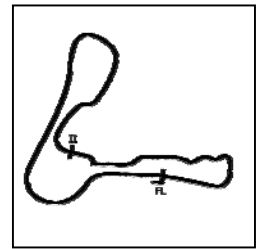
Start: 12:53 Flag 13:06 End: 13:08

Printed - 13:11 Saturday, 27 April 2019

BMCRC - MRO Championships 2019 - Rnd 3 @ Cadwell Park

Team Respro MRO 600 inc MSS Performance MRO Clubman 600

RACE 3 - SECTOR ANALYSIS



SECTOR 1 = FL to I1, SECTOR 2 = I1 to FL, DIFF = Difference To Personal Best Lap, P = Crossed Finish Line in Pit Lane, D = Time Disallowed

P1 86		Jamie KELMAN		Triumph - Phased Out Racing		
IDEAL LAP TIME : 1:45.865		BEST LAP TIME : 1:45.972		DIFFERENCE : 0.107		
LAP	SECTOR 1	SECTOR 2	LAP TIME	MPH	DIFF	TIME OF DAY
1 -		45.108	1:50.832	70.81	4.860	12:55:19.975
2 -	1:02.060	44.944	1:47.004	73.34	1.032	12:57:06.979
3 -	1:02.392	45.145	1:47.537	72.98	1.565	12:58:54.516
4 -	1:01.492	44.480	1:45.972 (1)	74.05		13:00:40.488
5 -	1:02.554	44.373	1:46.927 (3)	73.39	0.955	13:02:27.415
6 -	1:01.972	44.604	1:46.576 (2)	73.63	0.604	13:04:13.991
7 -	1:03.449	46.561	1:50.010	71.33	4.038	13:06:04.001

P2 912 C		Michael WHITE		Yamaha - Race Lab Suspension		
IDEAL LAP TIME : 1:48.375		BEST LAP TIME : 1:48.557		DIFFERENCE : 0.182		
LAP	SECTOR 1	SECTOR 2	LAP TIME	MPH	DIFF	TIME OF DAY
1 -		46.335	1:54.895	68.30	6.338	12:55:24.038
2 -	1:03.519	46.222	1:49.741	71.51	1.184	12:57:13.779
3 -	1:02.794	46.172	1:48.966 (3)	72.02	0.409	12:59:02.745
4 -	1:02.976	45.581	1:48.557 (1)	72.29		13:00:51.302
5 -	1:02.959	45.717	1:48.676 (2)	72.21	0.119	13:02:39.978
6 -	1:03.531	45.775	1:49.306	71.79	0.749	13:04:29.284
7 -	1:03.595	47.308	1:50.903	70.76	2.346	13:06:20.187

P3 17		Andrew GILL		Kawasaki -		
IDEAL LAP TIME : 1:48.216		BEST LAP TIME : 1:48.216		DIFFERENCE : 0.000		
LAP	SECTOR 1	SECTOR 2	LAP TIME	MPH	DIFF	TIME OF DAY
1 -		48.614	2:03.319	63.64	15.103	12:55:32.462
2 -	1:03.675	47.233	1:50.908	70.76	2.692	12:57:23.370
3 -	1:03.467	46.713	1:50.180	71.22	1.964	12:59:13.550
4 -	1:03.547	46.345	1:49.892	71.41	1.676	13:01:03.442
5 -	1:03.477	45.856	1:49.333 (2)	71.78	1.117	13:02:52.775
6 -	1:03.728	45.720	1:49.448 (3)	71.70	1.232	13:04:42.223
7 -	1:02.568	45.648	1:48.216 (1)	72.52		13:06:30.439

P4 56		Michael MILLS		Yamaha - A51 Racing		
IDEAL LAP TIME : 1:49.426		BEST LAP TIME : 1:49.688		DIFFERENCE : 0.262		
LAP	SECTOR 1	SECTOR 2	LAP TIME	MPH	DIFF	TIME OF DAY
1 -		47.487	1:58.837	66.04	9.149	12:55:27.980
2 -	1:04.730	46.319	1:51.049	70.67	1.361	12:57:19.029
3 -	1:04.655	46.565	1:51.220	70.56	1.532	12:59:10.249
4 -	1:04.819	45.838	1:50.657	70.92	0.969	13:01:00.906
5 -	1:04.621	45.635	1:50.256 (2)	71.18	0.568	13:02:51.162
6 -	1:04.901	45.705	1:50.606 (3)	70.95	0.918	13:04:41.768
7 -	1:03.791	45.897	1:49.688 (1)	71.54		13:06:31.456

P5 95		Grant ROBERTSON		Kawasaki -		
IDEAL LAP TIME : 1:48.709		BEST LAP TIME : 1:48.709		DIFFERENCE : 0.000		
LAP	SECTOR 1	SECTOR 2	LAP TIME	MPH	DIFF	TIME OF DAY
1 -		47.738	1:59.824	65.49	11.115	12:55:28.967
2 -	1:04.697	47.327	1:52.024	70.05	3.315	12:57:20.991
3 -	1:03.634	47.144	1:50.778	70.84	2.069	12:59:11.769
4 -	1:03.917	46.787	1:50.704	70.89	1.995	13:01:02.473
5 -	1:03.656	46.403	1:50.059 (2)	71.30	1.350	13:02:52.532
6 -	1:04.293	46.220	1:50.513 (3)	71.01	1.804	13:04:43.045
7 -	1:02.785	45.924	1:48.709 (1)	72.19		13:06:31.754

P6 25		Mike NORBURY		Honda -		
IDEAL LAP TIME : 1:48.018		BEST LAP TIME : 1:48.018		DIFFERENCE : 0.000		
LAP	SECTOR 1	SECTOR 2	LAP TIME	MPH	DIFF	TIME OF DAY

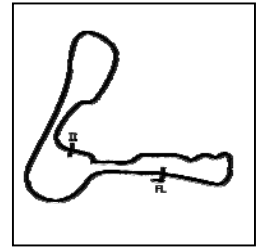
Weather / Track : Drizzle / Wet

Cadwell Park
Circuit Length = 2.1800 miles
Start: 12:53 Flag 13:06 End: 13:08

BMCRC - MRO Championships 2019 - Rnd 3 @ Cadwell Park

Team Respro MRO 600 inc MSS Performance MRO Clubman 600

RACE 3 - SECTOR ANALYSIS



SECTOR 1 = FL to I1, SECTOR 2 = I1 to FL, DIFF = Difference To Personal Best Lap, P = Crossed Finish Line in Pit Lane, D = Time Disallowed

Lap	Time	Diff	MPH	Time of Day
1 -	47.999		64.22	12:55:31.334
2 -	1:05.229	47.085	69.87	12:57:23.648
3 -	1:04.187	46.483	70.91	12:59:14.318
4 -	1:03.537	46.636	71.23 (3)	13:01:04.491
5 -	1:03.992	46.440	71.06	13:02:54.923
6 -	1:03.080	45.858	72.04	13:04:43.861
7 -	1:02.175	45.843	72.65 (1)	13:06:31.879

P7 154	Sam JOHNSON	Suzuki - Ron Soar/Peter Stacey
IDEAL LAP TIME : 1:49.831	BEST LAP TIME : 1:50.179	DIFFERENCE : 0.348

LAP	SECTOR 1	SECTOR 2	LAP TIME	MPH	DIFF	TIME OF DAY
1 -		48.061	1:58.901	66.00	8.722	12:55:28.044
2 -	1:05.209	47.294	1:52.503	69.75	2.324	12:57:20.547
3 -	1:03.878	47.956	1:51.834	70.17	1.655	12:59:12.381
4 -	1:03.888	46.785	1:50.673 (3)	70.91	0.494	13:01:03.054
5 -	1:04.232	46.432	1:50.664 (2)	70.91	0.485	13:02:53.718
6 -	1:03.547	46.632	1:50.179 (1)	71.23		13:04:43.897
7 -	1:03.399	47.377	1:50.776	70.84	0.597	13:06:34.673

P8 84	Ben WOTTON	Triumph - JAMES JACKSON RACING (JJR) TRIUMPH
IDEAL LAP TIME : 1:49.286	BEST LAP TIME : 1:49.286	DIFFERENCE : 0.000

LAP	SECTOR 1	SECTOR 2	LAP TIME	MPH	DIFF	TIME OF DAY
1 -		47.756	2:01.570	64.55	12.284	12:55:30.713
2 -	1:03.982	46.776	1:50.758 (3)	70.85	1.472	12:57:21.471
3 -	1:03.857	47.389	1:51.246	70.54	1.960	12:59:12.717
4 -	1:04.619	46.942	1:51.561	70.34	2.275	13:01:04.278
5 -	1:03.824	47.429	1:51.253	70.54	1.967	13:02:55.531
6 -	1:03.375	46.613	1:49.988 (2)	71.35	0.702	13:04:45.519
7 -	1:02.839	46.447	1:49.286 (1)	71.81		13:06:34.805

P9 75	Charlie MORRIS	Yamaha - Michell Homes
IDEAL LAP TIME : 1:50.067	BEST LAP TIME : 1:50.399	DIFFERENCE : 0.332

LAP	SECTOR 1	SECTOR 2	LAP TIME	MPH	DIFF	TIME OF DAY
1 -		48.887	2:03.582	63.50	13.183	12:55:32.725
2 -	1:05.952	47.870	1:53.822	68.95	3.423	12:57:26.547
3 -	1:05.389	46.764	1:52.153	69.97	1.754	12:59:18.700
4 -	1:03.847	47.055	1:50.902 (2)	70.76	0.503	13:01:09.602
5 -	1:04.179	46.220	1:50.399 (1)	71.08		13:03:00.001
6 -	1:03.850	47.856	1:51.706 (3)	70.25	1.307	13:04:51.707
7 -	1:05.317	47.874	1:53.191	69.33	2.792	13:06:44.898

P10 70	Paul MACKEY	Kawasaki - Elite cranes uk ltd
IDEAL LAP TIME : 1:51.546	BEST LAP TIME : 1:52.031	DIFFERENCE : 0.485

LAP	SECTOR 1	SECTOR 2	LAP TIME	MPH	DIFF	TIME OF DAY
1 -		48.776	2:04.155	63.21	12.124	12:55:33.298
2 -	1:06.245	47.714	1:53.959	68.86	1.928	12:57:27.257
3 -	1:05.945	49.354	1:55.299	68.06	3.268	12:59:22.556
4 -	1:05.079	47.249	1:52.328 (2)	69.86	0.297	13:01:14.884
5 -	1:04.297	47.734	1:52.031 (1)	70.05		13:03:06.915
6 -	1:06.353	47.412	1:53.765	68.98	1.734	13:05:00.680
7 -	1:05.351	47.669	1:53.020 (3)	69.43	0.989	13:06:53.700

P11 21 C	Nick WHITCHER	Yamaha -
IDEAL LAP TIME : 1:53.662	BEST LAP TIME : 1:53.682	DIFFERENCE : 0.020

LAP	SECTOR 1	SECTOR 2	LAP TIME	MPH	DIFF	TIME OF DAY
1 -		48.591	2:04.776	62.89	11.094	12:55:33.919
2 -	1:05.993	48.241	1:54.234 (2)	68.70	0.552	12:57:28.153
3 -	1:06.265	49.236	1:55.501	67.94	1.819	12:59:23.654
4 -	1:05.421	48.261	1:53.682 (1)	69.03		13:01:17.336

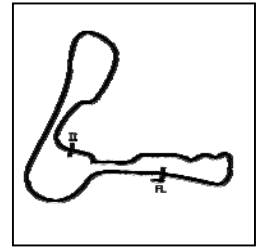
Weather / Track : Drizzle / Wet

Cadwell Park
Circuit Length = 2.1800 miles
Start: 12:53 Flag 13:06 End: 13:08

BMCRC - MRO Championships 2019 - Rnd 3 @ Cadwell Park

Team Respro MRO 600 inc MSS Performance MRO Clubman 600

RACE 3 - SECTOR ANALYSIS



SECTOR 1 = FL to I1, SECTOR 2 = I1 to FL, DIFF = Difference To Personal Best Lap, P = Crossed Finish Line in Pit Lane, D = Time Disallowed

5 -	1:05.538	48.944	1:54.482 (3)	68.55	0.800	13:03:11.818
6 -	1:05.934	49.231	1:55.165	68.14	1.483	13:05:06.983
7 -	1:06.482	49.290	1:55.772	67.78	2.090	13:07:02.755

P12 149 C	Callum HAMMETT		Yamaha -			
IDEAL LAP TIME : 1:51.140		BEST LAP TIME : 1:51.780	DIFFERENCE : 0.640			
LAP	SECTOR 1	SECTOR 2	LAP TIME	MPH	DIFF	TIME OF DAY
1 -		51.325	2:13.618	58.73	21.838	12:55:42.761
2 -	1:10.500	47.777	1:58.277	66.35	6.497	12:57:41.038
3 -	1:07.376	52.485	1:59.861	65.47	8.081	12:59:40.899
4 -	1:05.917	47.190	1:53.107 (3)	69.38	1.327	13:01:34.006
5 -	1:06.126	47.248	1:53.374	69.22	1.594	13:03:27.380
6 -	1:06.703	45.759	1:52.462 (2)	69.78	0.682	13:05:19.842
7 -	1:05.381	46.399	1:51.780 (1)	70.20		13:07:11.622

P13 163	Michael MACE		Triumph - Redgate Motorsport			
IDEAL LAP TIME : 1:55.347		BEST LAP TIME : 1:55.497	DIFFERENCE : 0.150			
LAP	SECTOR 1	SECTOR 2	LAP TIME	MPH	DIFF	TIME OF DAY
1 -		51.121	2:08.533	61.05	13.036	12:55:37.676
2 -	1:10.098	50.081	2:00.179	65.30	4.682	12:57:37.855
3 -	1:07.941	49.626	1:57.567	66.75	2.070	12:59:35.422
4 -	1:07.494	48.826	1:56.320	67.46	0.823	13:01:31.742
5 -	1:07.176	48.321	1:55.497 (1)	67.95		13:03:27.239
6 -	1:07.632	48.171	1:55.803 (2)	67.77	0.306	13:05:23.042
7 -	1:07.729	48.250	1:55.979 (3)	67.66	0.482	13:07:19.021

P14 10	Lewis BRAMWELL		Suzuki - The Bike Specialist			
IDEAL LAP TIME : 1:54.542		BEST LAP TIME : 1:54.542	DIFFERENCE : 0.000			
LAP	SECTOR 1	SECTOR 2	LAP TIME	MPH	DIFF	TIME OF DAY
1 -		50.826	2:07.809	61.40	13.267	12:55:36.952
2 -	1:10.260	51.236	2:01.496	64.59	6.954	12:57:38.448
3 -	1:09.874	52.508	2:02.382	64.12	7.840	12:59:40.830
4 -	1:09.164	49.805	1:58.969	65.96	4.427	13:01:39.799
5 -	1:07.500	48.974	1:56.474 (3)	67.38	1.932	13:03:36.273
6 -	1:06.801	48.181	1:54.982 (2)	68.25	0.440	13:05:31.255
7 -	1:06.492	48.050	1:54.542 (1)	68.51		13:07:25.797

P15 142	John BOLSOVER		Triumph - Imageworx bodyshop			
IDEAL LAP TIME : 1:53.165		BEST LAP TIME : 1:53.194	DIFFERENCE : 0.029			
LAP	SECTOR 1	SECTOR 2	LAP TIME	MPH	DIFF	TIME OF DAY
1 -		51.797	2:13.548	58.76	20.354	12:55:42.691
2 -	1:11.155	52.717	2:03.872	63.35	10.678	12:57:46.563
3 -	1:08.744	52.277	2:01.021	64.84	7.827	12:59:47.584
4 -	1:08.173	48.975	1:57.148	66.99	3.954	13:01:44.732
5 -	1:06.620	47.893	1:54.513 (3)	68.53	1.319	13:03:39.245
6 -	1:06.193	47.550	1:53.743 (2)	68.99	0.549	13:05:32.988
7 -	1:05.615	47.579	1:53.194 (1)	69.33		13:07:26.182

P16 83	Talan SKEELS-PIGGINS		Yamaha - Talan Racing			
IDEAL LAP TIME : 1:55.526		BEST LAP TIME : 1:55.526	DIFFERENCE : 0.000			
LAP	SECTOR 1	SECTOR 2	LAP TIME	MPH	DIFF	TIME OF DAY
1 -		50.732	2:10.743	60.02	15.217	12:55:39.886
2 -	1:09.050	50.300	1:59.350	65.75	3.824	12:57:39.236
3 -	1:08.621	52.094	2:00.715	65.01	5.189	12:59:39.951
4 -	1:08.850	49.770	1:58.620	66.16	3.094	13:01:38.571
5 -	1:08.185	49.081	1:57.266 (3)	66.92	1.740	13:03:35.837
6 -	1:07.632	48.989	1:56.621 (2)	67.29	1.095	13:05:32.458
7 -	1:06.773	48.753	1:55.526 (1)	67.93		13:07:27.984

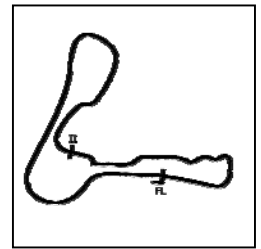
Weather / Track : Drizzle / Wet

Cadwell Park
Circuit Length = 2.1800 miles
Start: 12:53 Flag 13:06 End: 13:08

BMCRC - MRO Championships 2019 - Rnd 3 @ Cadwell Park

Team Respro MRO 600 inc MSS Performance MRO Clubman 600

RACE 3 - SECTOR ANALYSIS



SECTOR 1 = FL to I1, SECTOR 2 = I1 to FL, DIFF = Difference To Personal Best Lap, P = Crossed Finish Line in Pit Lane, D = Time Disallowed

P17 23 Austin WREN		Triumph - Factory Finish				
IDEAL LAP TIME : 1:59.319		BEST LAP TIME : 1:59.333		DIFFERENCE : 0.014		
LAP	SECTOR 1	SECTOR 2	LAP TIME	MPH	DIFF	TIME OF DAY
1 -		51.274	2:12.232	59.35	12.899	12:55:41.375
2 -	1:11.024	51.410	2:02.434	64.10	3.101	12:57:43.809
3 -	1:11.285	51.935	2:03.220	63.69	3.887	12:59:47.029
4 -	1:09.634	50.433	2:00.067 (3)	65.36	0.734	13:01:47.096
5 -	1:09.648	49.685	1:59.333 (1)	65.76		13:03:46.429
6 -	1:09.775	50.077	1:59.852 (2)	65.48	0.519	13:05:46.281
7 -	1:09.816	50.661	2:00.477	65.14	1.144	13:07:46.758

P18 29 C Charlie STONE		Kawasaki - Loveday autos				
IDEAL LAP TIME : 2:00.238		BEST LAP TIME : 2:00.295		DIFFERENCE : 0.057		
LAP	SECTOR 1	SECTOR 2	LAP TIME	MPH	DIFF	TIME OF DAY
1 -		52.301	2:15.811	57.78	15.516	12:55:44.954
2 -	1:10.629	51.416	2:02.045	64.30	1.750	12:57:46.999
3 -	1:11.193	52.046	2:03.239	63.68	2.944	12:59:50.238
4 -	1:10.424	51.168	2:01.592 (3)	64.54	1.297	13:01:51.830
5 -	1:09.672	50.623	2:00.295 (1)	65.24		13:03:52.125
6 -	1:10.598	50.566	2:01.164 (2)	64.77	0.869	13:05:53.289
7 -	1:10.977	52.362	2:03.339	63.63	3.044	13:07:56.628

P19 251 C Louis BARTLETT		Kawasaki -				
IDEAL LAP TIME : 1:59.846		BEST LAP TIME : 1:59.846		DIFFERENCE : 0.000		
LAP	SECTOR 1	SECTOR 2	LAP TIME	MPH	DIFF	TIME OF DAY
1 -		53.087	2:17.280	57.16	17.434	12:55:46.423
2 -	1:12.331	51.987	2:04.318	63.12	4.472	12:57:50.741
3 -	1:11.495	52.725	2:04.220	63.17	4.374	12:59:54.961
4 -	1:12.521	50.989	2:03.510	63.54	3.664	13:01:58.471
5 -	1:09.603	50.243	1:59.846 (1)	65.48		13:03:58.317
6 -	1:10.356	50.284	2:00.640 (2)	65.05	0.794	13:05:58.957
7 -	1:09.899	51.347	2:01.246 (3)	64.72	1.400	13:08:00.203

P20 188 C Dawid KRAWIECKI		Yamaha - Code Blue LTD & D A East Electrical				
IDEAL LAP TIME : 1:48.519		BEST LAP TIME : 1:48.528		DIFFERENCE : 0.009		
LAP	SECTOR 1	SECTOR 2	LAP TIME	MPH	DIFF	TIME OF DAY
1 -		46.824	1:54.775	68.37	6.247	12:55:23.918
2 -	1:03.038	46.331	1:49.369	71.75	0.841	12:57:13.287
3 -	1:02.836	46.492	1:49.328 (3)	71.78	0.800	12:59:02.615
4 -	1:02.657	45.871	1:48.528 (1)	72.31		13:00:51.143
5 -	1:02.648	46.055	1:48.703 (2)	72.19	0.175	13:02:39.846

P21 3 Joey LAMB DEN		Yamaha -				
IDEAL LAP TIME : 2:00.077		BEST LAP TIME : 2:00.090		DIFFERENCE : 0.013		
LAP	SECTOR 1	SECTOR 2	LAP TIME	MPH	DIFF	TIME OF DAY
1 -		52.287	2:16.206	57.61	16.116	12:55:45.349
2 -	1:10.460	51.839	2:02.299 (2)	64.17	2.209	12:57:47.648
3 -	1:08.238	51.852	2:00.090 (1)	65.35		12:59:47.738

P22 60 C Jack YOUNGE		Yamaha - Chase Timber / iceni motorcycles				
IDEAL LAP TIME : 1:53.648		BEST LAP TIME : 1:54.754		DIFFERENCE : 1.106		
LAP	SECTOR 1	SECTOR 2	LAP TIME	MPH	DIFF	TIME OF DAY
1 -		47.991	2:02.418	64.10	7.664	12:55:31.561
2 -	1:07.425	47.329	1:54.754 (1)	68.39		12:57:26.315

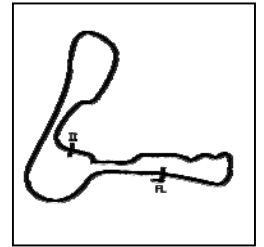
Weather / Track : Drizzle / Wet

Cadwell Park
Circuit Length = 2.1800 miles
Start: 12:53 Flag 13:06 End: 13:08

BMCRC - MRO Championships 2019 - Rnd 3 @ Cadwell Park

Team Respro MRO 600 inc MSS Performance MRO Clubman 600

RACE 3 - SECTOR ANALYSIS



SECTOR 1 = FL to I1, SECTOR 2 = I1 to FL, DIFF = Difference To Personal Best Lap, P = Crossed Finish Line in Pit Lane, D = Time Disallowed

P23 448	Ewan POTTER		Yamaha - AH performance			
IDEAL LAP TIME : 2:02.523	BEST LAP TIME :		DIFFERENCE :			
LAP	SECTOR 1	SECTOR 2	LAP TIME	MPH	DIFF	TIME OF DAY
1 -		51.370	2:12.929	59.03		12:55:42.072

BMCRC - MRO Championships 2019 - Rnd 3 @ Cadwell Park

Team Respro MRO 600 inc MSS Performance MRO Clubman 600

RACE 3 - BEST SECTORS

SECTOR 1			SECTOR 2			IDEAL / BEST COMPARISON						
POS	NO	NAME	TIME	NO	NAME	TIME	POS	NO	NAME	IDEAL	BEST	DIFF
									PERFECT LAP	1:45.865		
1	86	KELMAN	1:01.492	86	KELMAN	44.373	1	86	KELMAN	1:45.865	1:45.972	0.107
2	25	NORBURY	1:02.175	912	WHITE	45.581	2	25	NORBURY	1:48.018	1:48.018	0.000
3	17	GILL	1:02.568	56	MILLS	45.635	3	17	GILL	1:48.216	1:48.216	0.000
4	188	KRAWIECKI	1:02.648	17	GILL	45.648	4	912	WHITE	1:48.375	1:48.557	0.182
5	95	ROBERTSON	1:02.785	149	HAMMETT	45.759	5	188	KRAWIECKI	1:48.519	1:48.528	0.009
6	912	WHITE	1:02.794	25	NORBURY	45.843	6	95	ROBERTSON	1:48.709	1:48.709	0.000
7	84	WOTTON	1:02.839	188	KRAWIECKI	45.871	7	84	WOTTON	1:49.286	1:49.286	0.000
8	154	JOHNSON	1:03.399	95	ROBERTSON	45.924	8	56	MILLS	1:49.426	1:49.688	0.262
9	56	MILLS	1:03.791	75	MORRIS	46.220	9	154	JOHNSON	1:49.831	1:50.179	0.348
10	75	MORRIS	1:03.847	154	JOHNSON	46.432	10	75	MORRIS	1:50.067	1:50.399	0.332
11	70	MACKEY	1:04.297	84	WOTTON	46.447	11	149	HAMMETT	1:51.140	1:51.780	0.640
12	149	HAMMETT	1:05.381	70	MACKEY	47.249	12	70	MACKEY	1:51.546	1:52.031	0.485
13	21	WHITCHER	1:05.421	60	YOUNGE	47.329	13	142	BOLSOVER	1:53.165	1:53.194	0.029
14	142	BOLSOVER	1:05.615	142	BOLSOVER	47.550	14	60	YOUNGE	1:53.648	1:54.754	1.106
15	60	YOUNGE	1:06.319	10	BRAMWELL	48.050	15	21	WHITCHER	1:53.662	1:53.682	0.020
16	10	BRAMWELL	1:06.492	163	MACE	48.171	16	10	BRAMWELL	1:54.542	1:54.542	0.000
17	83	SKEELS-PIGGINS	1:06.773	21	WHITCHER	48.241	17	163	MACE	1:55.347	1:55.497	0.150
18	163	MACE	1:07.176	83	SKEELS-PIGGINS	48.753	18	83	SKEELS-PIGGINS	1:55.526	1:55.526	0.000
19	3	LAMBDEN	1:08.238	23	WREN	49.685	19	23	WREN	1:59.319	1:59.333	0.014
20	251	BARTLETT	1:09.603	251	BARTLETT	50.243	20	251	BARTLETT	1:59.846	1:59.846	0.000
21	23	WREN	1:09.634	29	STONE	50.566	21	3	LAMBDEN	2:00.077	2:00.090	0.013
22	29	STONE	1:09.672	448	POTTER	51.370	22	29	STONE	2:00.238	2:00.295	0.057
23	448	POTTER	1:11.153	3	LAMBDEN	51.839	23	448	POTTER	2:02.523		
24												

Weather / Track : Drizzle / Wet

Results can be found at www.tsl-timing.com

Cadwell Park
Circuit Length = 2.1800 miles
Start: 12:53 Flag 13:06 End: 13:08

Printed - 13:10 Saturday, 27 April 2019



ROW 10	28	120	David IBBOTSON	29	69	Robert WINDEATT	30	83	Talan SKEELS-PIGGINS	1:55.526
ROW 9	25	191	Daniel GOOD	26	8	Cedric BLOCH	27	97	Julien LIGUORI	
ROW 8	22	448	Ewan POTTER	23	675	Samuel SMYTH	24	82	Andrew SMITH	
ROW 7	19	251	Louis BARTLETT	20	3	Joey LAMBDEN	21	29	Charlie STONE	2:00.295
ROW 6	16	60	Jack YOUNGE	17	163	Michael MACE	18	23	Austin WREN	1:59.333
ROW 5	13	142	John BOLSOVER	14	21	Nick WHITCHER	15	10	Lewis BRAMWELL	1:54.542
ROW 4	10	75	Charlie MORRIS	11	149	Callum HAMMETT	12	70	Paul MACKEY	1:52.031
ROW 3	7	84	Ben WOTTON	8	56	Michael MILLS	9	154	Sam JOHNSON	1:50.179
ROW 2	4	188	Dawid KRAWIECKI	5	912	Michael WHITE	6	95	Grant ROBERTSON	1:48.709
ROW 1	1	86	Jamie KELMAN	2	25	Mike NORBURY	3	17	Andrew GILL	1:48.216
			Pole							

Cadwell Park
Circuit Length = 2.1800 miles

These results are provisional until the conclusion of any judicial and technical matters.

Clerk Of Course :	Timekeeper :
-------------------	--------------

Results can be found at www.tsl-timing.com

Printed - 13:15 Saturday, 27 April 2019



BMCRC - MRO Championships 2019 - Rnd 3 @ Cadwell Park

Team Respro MRO 600 inc MSS Performance MRO Clubman 600



RACE 12 - CLASSIFICATION

POS	NO	CL	PIC NAME	ENTRY	LAPS	TIME	GAP	DIFF	MPH	BEST	ON
1	86		1 Jamie KELMAN	Triumph - Phased Out Racing	3	5:13.144			75.18	1:42.000	2
2	56		2 Michael MILLS	Yamaha - A51 Racing	3	5:21.860	8.716	8.716	73.15	1:44.345	3
3	912	C	1 Michael WHITE	Yamaha - Race Lab Suspension	3	5:23.836	10.692	1.976	72.70	1:46.466	3
4	25		3 Mike NORBURY	Honda -	3	5:23.998	10.854	0.162	72.66	1:46.138	3
5	75		4 Charlie MORRIS	Yamaha - Michell Homes	3	5:24.513	11.369	0.515	72.55	1:45.405	3
6	17		5 Andrew GILL	Kawasaki -	3	5:25.741	12.597	1.228	72.27	1:45.087	3
7	84		6 Ben WOTTON	Triumph - JAMES JACKSON RACING (JJR) TRIUM	3	5:28.267	15.123	2.526	71.72	1:46.093	2
8	95		7 Grant ROBERTSON	Kawasaki -	3	5:29.107	15.963	0.840	71.53	1:47.165	2
9	142		8 John BOLSOVER	Triumph - Imageworx bodyshop	3	5:29.397	16.253	0.290	71.47	1:46.923	3
10	29	C	2 Charlie STONE	Kawasaki - Loveday autos	3	5:42.324	29.180	12.927	68.77	1:50.162	3
11	21	C	3 Nick WHITCHER	Yamaha -	3	5:44.962	31.818	2.638	68.25	1:51.496	2
12	10		9 Lewis BRAMWELL	Suzuki - The Bike Specialist	3	5:45.109	31.965	0.147	68.22	1:52.047	3
13	70		10 Paul MACKEY	Kawasaki - Elite cranes uk ltd	3	5:45.629	32.485	0.520	68.11	1:52.820	3
14	83		11 Talan SKEELS-PIGGINS	Yamaha - Talan Racing	3	5:48.986	35.842	3.357	67.46	1:52.248	3
15	163		12 Michael MACE	Triumph - Redgate Motorsport	2	3:58.102	1 Lap	1 Lap	65.92	1:54.602	2
16	675	C	4 Samuel SMYTH	Triumph -	2	3:58.827	1 Lap	0.725	65.72	1:54.488	2
NOT CLASSIFIED											
DNF	149	C	Callum HAMMETT	Yamaha -	2	3:43.712	1 Lap		70.16	1:47.329	2
FASTEST LAP											
	86		Jamie KELMAN	Triumph - Phased Out Racing	2	1:42.000			76.94 mph	123.82 kph	
	912	C	Michael WHITE	Yamaha - Race Lab Suspension	3	1:46.466			73.71 mph	118.63 kph	

Class - 92.5% of Race Speed = 69.54 mph
 Class C - 92.5% of Race Speed = 67.24 mph

Cadwell Park
 Circuit Length = 2.1800 miles
 Start: 17:06 Flag 17:10 End: 17:12

Weather / Track : Cloudy / Drying
 These results are provisional until the conclusion of any judicial and technical matters.

Clerk Of Course :	Timekeeper :
-------------------	--------------

Results can be found at www.tsl-timing.com

Printed - 17:18 Saturday, 27 April 2019



BMCRC - MRO Championships 2019 - Rnd 3 @ Cadwell Park

Team Respro MRO 600 inc MSS Performance MRO Clubman 600

RACE 12 - LAP CHART

LAP 1 @ 17:08:12.160

NO	BEHIND	LAP TIME
86		1:47.306
912	3.171	1:50.477
25	3.390	1:50.696
56	3.660	1:50.966
75	5.713	1:53.019
17	6.839	1:54.145
95	7.446	1:54.752
84	7.532	1:54.838
142	8.198	1:55.504
149	9.077	1:56.383
70	11.781	1:59.087
21	12.364	1:59.670
10	12.926	2:00.232
29	13.184	2:00.490
163	16.194	2:03.500
83	16.573	2:03.879
675	17.033	2:04.339

LAP 2 @ 17:09:54.160

NO	BEHIND	LAP TIME
86		1:42.000
912	8.064	1:46.893
56	8.209	1:46.549
25	8.554	1:47.164
75	9.802	1:46.089
17	11.348	1:46.509
84	11.625	1:46.093
95	12.611	1:47.165
142	13.168	1:46.970
149	14.406	1:47.329
21	21.860	1:51.496
29	22.856	1:51.672
70	23.503	1:53.722
10	23.756	1:52.830
83	27.432	1:52.859
163	28.796	1:54.602
675	29.521	1:54.488

LAP 3 @ 17:11:37.998

NO	BEHIND	LAP TIME
86		1:43.838
56	8.716	1:44.345
912	10.692	1:46.466
25	10.854	1:46.138
75	11.369	1:45.405
17	12.597	1:45.087
84	15.123	1:47.336
95	15.963	1:47.190
142	16.253	1:46.923
29	29.180	1:50.162
21	31.818	1:53.796
10	31.965	1:52.047
70	32.485	1:52.820
83	35.842	1:52.248

Weather / Track : Cloudy / Drying

Results can be found at www.tsl-timing.com

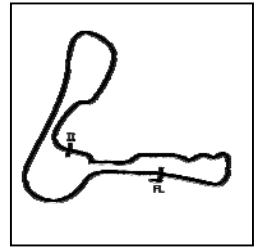
Cadwell Park
Circuit Length = 2.1800 miles
Start: 17:06 Flag 17:10 End: 17:12

Printed - 17:19 Saturday, 27 April 2019

BMCRC - MRO Championships 2019 - Rnd 3 @ Cadwell Park

Team Respro MRO 600 inc MSS Performance MRO Clubman 600

RACE 12 - SECTOR ANALYSIS



SECTOR 1 = FL to I1, SECTOR 2 = I1 to FL, DIFF = Difference To Personal Best Lap, P = Crossed Finish Line in Pit Lane, D = Time Disallowed

P1 86		Jamie KELMAN		Triumph - Phased Out Racing		
IDEAL LAP TIME : 1:42.000		BEST LAP TIME : 1:42.000		DIFFERENCE : 0.000		
LAP	SECTOR 1	SECTOR 2	LAP TIME	MPH	DIFF	TIME OF DAY
1 -		43.578	1:47.306	73.13	5.306	17:08:12.160
2 -	59.099	42.901	1:42.000 (1)	76.94		17:09:54.160
3 -	1:00.274	43.564	1:43.838 (2)	75.57	1.838	17:11:37.998

P2 56		Michael MILLS		Yamaha - A51 Racing		
IDEAL LAP TIME : 1:44.345		BEST LAP TIME : 1:44.345		DIFFERENCE : 0.000		
LAP	SECTOR 1	SECTOR 2	LAP TIME	MPH	DIFF	TIME OF DAY
1 -		44.471	1:50.966	70.72	6.621	17:08:15.820
2 -	1:02.004	44.545	1:46.549 (2)	73.65	2.204	17:10:02.369
3 -	1:00.427	43.918	1:44.345 (1)	75.21		17:11:46.714

P3 912 C		Michael WHITE		Yamaha - Race Lab Suspension		
IDEAL LAP TIME : 1:46.453		BEST LAP TIME : 1:46.466		DIFFERENCE : 0.013		
LAP	SECTOR 1	SECTOR 2	LAP TIME	MPH	DIFF	TIME OF DAY
1 -		45.319	1:50.477	71.03	4.011	17:08:15.331
2 -	1:02.204	44.689	1:46.893 (2)	73.41	0.427	17:10:02.224
3 -	1:01.764	44.702	1:46.466 (1)	73.71		17:11:48.690

P4 25		Mike NORBURY		Honda -		
IDEAL LAP TIME : 1:46.099		BEST LAP TIME : 1:46.138		DIFFERENCE : 0.039		
LAP	SECTOR 1	SECTOR 2	LAP TIME	MPH	DIFF	TIME OF DAY
1 -		44.552	1:50.696	70.89	4.558	17:08:15.550
2 -	1:02.610	44.554	1:47.164 (2)	73.23	1.026	17:10:02.714
3 -	1:01.547	44.591	1:46.138 (1)	73.94		17:11:48.852

P5 75		Charlie MORRIS		Yamaha - Michell Homes		
IDEAL LAP TIME : 1:45.405		BEST LAP TIME : 1:45.405		DIFFERENCE : 0.000		
LAP	SECTOR 1	SECTOR 2	LAP TIME	MPH	DIFF	TIME OF DAY
1 -		45.526	1:53.019	69.44	7.614	17:08:17.873
2 -	1:01.139	44.950	1:46.089 (2)	73.97	0.684	17:10:03.962
3 -	1:00.772	44.633	1:45.405 (1)	74.45		17:11:49.367

P6 17		Andrew GILL		Kawasaki -		
IDEAL LAP TIME : 1:45.087		BEST LAP TIME : 1:45.087		DIFFERENCE : 0.000		
LAP	SECTOR 1	SECTOR 2	LAP TIME	MPH	DIFF	TIME OF DAY
1 -		46.315	1:54.145	68.75	9.058	17:08:18.999
2 -	1:01.368	45.141	1:46.509 (2)	73.68	1.422	17:10:05.508
3 -	1:00.432	44.655	1:45.087 (1)	74.68		17:11:50.595

P7 84		Ben WOTTON		Triumph - JAMES JACKSON RACING (JJR) TRIUMPH		
IDEAL LAP TIME : 1:46.093		BEST LAP TIME : 1:46.093		DIFFERENCE : 0.000		
LAP	SECTOR 1	SECTOR 2	LAP TIME	MPH	DIFF	TIME OF DAY
1 -		46.381	1:54.838	68.34	8.745	17:08:19.692
2 -	1:01.027	45.066	1:46.093 (1)	73.97		17:10:05.785
3 -	1:02.164	45.172	1:47.336 (2)	73.11	1.243	17:11:53.121

P8 95		Grant ROBERTSON		Kawasaki -		
IDEAL LAP TIME : 1:46.818		BEST LAP TIME : 1:47.165		DIFFERENCE : 0.347		
LAP	SECTOR 1	SECTOR 2	LAP TIME	MPH	DIFF	TIME OF DAY
1 -		46.499	1:54.752	68.39	7.587	17:08:19.606
2 -	1:01.982	45.183	1:47.165 (1)	73.23		17:10:06.771
3 -	1:01.635	45.555	1:47.190 (2)	73.21	0.025	17:11:53.961

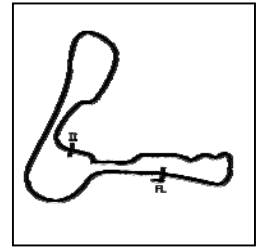
Weather / Track : Cloudy / Drying

Cadwell Park
Circuit Length = 2.1800 miles
Start: 17:06 Flag 17:10 End: 17:12

BMCRC - MRO Championships 2019 - Rnd 3 @ Cadwell Park

Team Respro MRO 600 inc MSS Performance MRO Clubman 600

RACE 12 - SECTOR ANALYSIS



SECTOR 1 = FL to I1, SECTOR 2 = I1 to FL, DIFF = Difference To Personal Best Lap, P = Crossed Finish Line in Pit Lane, D = Time Disallowed

P9 142		John BOLSOVER		Triumph - Imageworx bodyshop		
IDEAL LAP TIME : 1:46.816		BEST LAP TIME : 1:46.923		DIFFERENCE : 0.107		
LAP	SECTOR 1	SECTOR 2	LAP TIME	MPH	DIFF	TIME OF DAY
1 -		46.353	1:55.504	67.94	8.581	17:08:20.358
2 -	1:01.612	45.358	1:46.970 (2)	73.36	0.047	17:10:07.328
3 -	1:01.458	45.465	1:46.923 (1)	73.39		17:11:54.251

P10 29 C		Charlie STONE		Kawasaki - Loveday autos		
IDEAL LAP TIME : 1:50.162		BEST LAP TIME : 1:50.162		DIFFERENCE : 0.000		
LAP	SECTOR 1	SECTOR 2	LAP TIME	MPH	DIFF	TIME OF DAY
1 -		47.542	2:00.490	65.13	10.328	17:08:25.344
2 -	1:03.933	47.739	1:51.672 (2)	70.27	1.510	17:10:17.016
3 -	1:03.169	46.993	1:50.162 (1)	71.24		17:12:07.178

P11 21 C		Nick WHITCHER		Yamaha -		
IDEAL LAP TIME : 1:51.496		BEST LAP TIME : 1:51.496		DIFFERENCE : 0.000		
LAP	SECTOR 1	SECTOR 2	LAP TIME	MPH	DIFF	TIME OF DAY
1 -		47.459	1:59.670	65.58	8.174	17:08:24.524
2 -	1:04.506	46.990	1:51.496 (1)	70.38		17:10:16.020
3 -	1:05.114	48.682	1:53.796 (2)	68.96	2.300	17:12:09.816

P12 10		Lewis BRAMWELL		Suzuki - The Bike Specialist		
IDEAL LAP TIME : 1:51.329		BEST LAP TIME : 1:52.047		DIFFERENCE : 0.718		
LAP	SECTOR 1	SECTOR 2	LAP TIME	MPH	DIFF	TIME OF DAY
1 -		47.606	2:00.232	65.27	8.185	17:08:25.086
2 -	1:04.715	48.115	1:52.830 (2)	69.55	0.783	17:10:17.916
3 -	1:03.723	48.324	1:52.047 (1)	70.04		17:12:09.963

P13 70		Paul MACKEY		Kawasaki - Elite cranes uk ltd		
IDEAL LAP TIME : 1:52.666		BEST LAP TIME : 1:52.820		DIFFERENCE : 0.154		
LAP	SECTOR 1	SECTOR 2	LAP TIME	MPH	DIFF	TIME OF DAY
1 -		47.975	1:59.087	65.90	6.267	17:08:23.941
2 -	1:04.742	48.980	1:53.722 (2)	69.01	0.902	17:10:17.663
3 -	1:04.896	47.924	1:52.820 (1)	69.56		17:12:10.483

P14 83		Talan SKEELS-PIGGINS		Yamaha - Talan Racing		
IDEAL LAP TIME : 1:51.675		BEST LAP TIME : 1:52.248		DIFFERENCE : 0.573		
LAP	SECTOR 1	SECTOR 2	LAP TIME	MPH	DIFF	TIME OF DAY
1 -		48.788	2:03.879	63.35	11.631	17:08:28.733
2 -	1:05.130	47.729	1:52.859 (2)	69.53	0.611	17:10:21.592
3 -	1:03.946	48.302	1:52.248 (1)	69.91		17:12:13.840

P15 163		Michael MACE		Triumph - Redgate Motorsport		
IDEAL LAP TIME : 1:54.602		BEST LAP TIME : 1:54.602		DIFFERENCE : 0.000		
LAP	SECTOR 1	SECTOR 2	LAP TIME	MPH	DIFF	TIME OF DAY
1 -		48.909	2:03.500	63.54	8.898	17:08:28.354
2 -	1:06.476	48.126	1:54.602 (1)	68.48		17:10:22.956

P16 675 C		Samuel SMYTH		Triumph -		
IDEAL LAP TIME : 1:54.488		BEST LAP TIME : 1:54.488		DIFFERENCE : 0.000		
LAP	SECTOR 1	SECTOR 2	LAP TIME	MPH	DIFF	TIME OF DAY
1 -		48.694	2:04.339	63.11	9.851	17:08:29.193
2 -	1:06.719	47.769	1:54.488 (1)	68.54		17:10:23.681

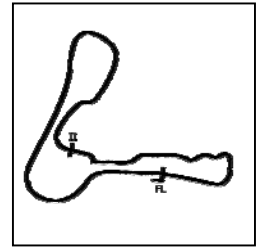
Weather / Track : Cloudy / Drying

Cadwell Park
Circuit Length = 2.1800 miles
Start: 17:06 Flag 17:10 End: 17:12

BMCRC - MRO Championships 2019 - Rnd 3 @ Cadwell Park

Team Respro MRO 600 inc MSS Performance MRO Clubman 600

RACE 12 - SECTOR ANALYSIS



SECTOR 1 = FL to I1, SECTOR 2 = I1 to FL, DIFF = Difference To Personal Best Lap, P = Crossed Finish Line in Pit Lane, D = Time Disallowed

P17 149 C		Callum HAMMETT		Yamaha -		
IDEAL LAP TIME : 1:47.049		BEST LAP TIME : 1:47.329		DIFFERENCE : 0.280		
LAP	SECTOR 1	SECTOR 2	LAP TIME	MPH	DIFF	TIME OF DAY
1 -		46.394	1:56.383	67.43	9.054	17:08:21.237
2 -	1:02.521	44.808	1:47.329 (1)	73.12		17:10:08.566

BMCRC - MRO Championships 2019 - Rnd 3 @ Cadwell Park

Team Respro MRO 600 inc MSS Performance MRO Clubman 600

RACE 12 - BEST SECTORS

SECTOR 1			SECTOR 2			IDEAL / BEST COMPARISON						
POS	NO	NAME	TIME	NO	NAME	TIME	POS	NO	NAME	IDEAL	BEST	DIFF
									PERFECT LAP	1:42.000		
1	86	KELMAN	59.099	86	KELMAN	42.901	1	86	KELMAN	1:42.000	1:42.000	0.000
2	56	MILLS	1:00.427	56	MILLS	43.918	2	56	MILLS	1:44.345	1:44.345	0.000
3	17	GILL	1:00.432	25	NORBURY	44.552	3	17	GILL	1:45.087	1:45.087	0.000
4	75	MORRIS	1:00.772	75	MORRIS	44.633	4	75	MORRIS	1:45.405	1:45.405	0.000
5	84	WOTTON	1:01.027	17	GILL	44.655	5	84	WOTTON	1:46.093	1:46.093	0.000
6	142	BOLSOVER	1:01.458	912	WHITE	44.689	6	25	NORBURY	1:46.099	1:46.138	0.039
7	25	NORBURY	1:01.547	149	HAMMETT	44.808	7	912	WHITE	1:46.453	1:46.466	0.013
8	95	ROBERTSON	1:01.635	84	WOTTON	45.066	8	142	BOLSOVER	1:46.816	1:46.923	0.107
9	912	WHITE	1:01.764	95	ROBERTSON	45.183	9	95	ROBERTSON	1:46.818	1:47.165	0.347
10	149	HAMMETT	1:02.241	142	BOLSOVER	45.358	10	149	HAMMETT	1:47.049	1:47.329	0.280
11	29	STONE	1:03.169	21	WHITCHER	46.990	11	29	STONE	1:50.162	1:50.162	0.000
12	10	BRAMWELL	1:03.723	29	STONE	46.993	12	10	BRAMWELL	1:51.329	1:52.047	0.718
13	83	SKEELS-PIGGINS	1:03.946	10	BRAMWELL	47.606	13	21	WHITCHER	1:51.496	1:51.496	0.000
14	21	WHITCHER	1:04.506	83	SKEELS-PIGGINS	47.729	14	83	SKEELS-PIGGINS	1:51.675	1:52.248	0.573
15	70	MACKEY	1:04.742	675	SMYTH	47.769	15	70	MACKEY	1:52.666	1:52.820	0.154
16	163	MACE	1:06.476	70	MACKEY	47.924	16	675	SMYTH	1:54.488	1:54.488	0.000
17	675	SMYTH	1:06.719	163	MACE	48.126	17	163	MACE	1:54.602	1:54.602	0.000

Weather / Track : Cloudy / Drying

Results can be found at www.tsl-timing.com

Cadwell Park
Circuit Length = 2.1800 miles
Start: 17:06 Flag 17:10 End: 17:12

Printed - 17:19 Saturday, 27 April 2019

RACE 3 - GRID (9 Laps)

ROW 10	28	120	David IBBOTSON	29	69	Robert WINDEATT	30	83	Talan SKEELS-PIGGINS	1:52.248
ROW 9	25	191	Daniel GOOD	26	8	Cedric BLOCH	27	97	Julien LIGUORI	
ROW 8	22	3	Joey LAMBDEN	23	448	Ewan POTTER	24	82	Andrew SMITH	
ROW 7	19	60	Jack YOUNGE	20	23	Austin WREN	21	251	Louis BARTLETT	
ROW 6	16	163	Michael MACE	17	188	Dawid KRAWIECKI	18	154	Sam JOHNSON	1:54.602
ROW 5	13	10	Lewis BRAMWELL	14	70	Paul MACKEY	15	675	Samuel SMYTH	1:52.047 1:52.820 1:54.488
ROW 4	10	149	Callum HAMMETT	11	29	Charlie STONE	12	21	Nick WHITCHER	1:47.329 1:50.162 1:51.496
ROW 3	7	912	Michael WHITE	8	142	John BOLSOVER	9	95	Grant ROBERTSON	1:46.466 1:46.923 1:47.165
ROW 2	4	75	Charlie MORRIS	5	84	Ben WOTTON	6	25	Mike NORBURY	1:45.405 1:46.093 1:46.138
ROW 1	1	86	Jamie KELMAN	2	56	Michael MILLS	3	17	Andrew GILL	1:42.000 1:44.345 1:45.087
			Pole							

Cadwell Park
Circuit Length = 2.1800 miles

These results are provisional until the conclusion of any judicial and technical matters.

Clerk Of Course :	Timekeeper :
-------------------	--------------

Results can be found at www.tsl-timing.com

Printed - 17:22 Saturday, 27 April 2019



BMCRC - MRO Championships 2019 - Rnd 3 @ Cadwell Park

Team Respro MRO 600 inc MSS Performance MRO Clubman 600



RACE 3 - CLASSIFICATION

POS	NO	CL	PIC NAME	ENTRY	LAPS	TIME	GAP	DIFF	MPH	BEST	ON
1	86		1 Jamie KELMAN	Triumph - Phased Out Racing	9	16:01.014			73.49	1:45.142	8
2	56		2 Michael MILLS	Yamaha - A51 Racing	9	16:10.968	9.954	9.954	72.74	1:45.635	8
3	75		3 Charlie MORRIS	Yamaha - Michell Homes	9	16:18.882	17.868	7.914	72.15	1:46.182	8
4	95		4 Grant ROBERTSON	Kawasaki -	9	16:23.958	22.944	5.076	71.78	1:46.377	8
5	912	C	1 Michael WHITE	Yamaha - Race Lab Suspension	9	16:28.076	27.062	4.118	71.48	1:47.123	7
6	84		5 Ben WOTTON	Triumph - JAMES JACKSON RACING (JJR) TRIUMPH	9	16:39.546	38.532	11.470	70.66	1:47.758	9
7	188	C	2 Dawid KRAWIECKI	Yamaha - Code Blue LTD & D A East Electrical	9	16:40.967	39.953	1.421	70.56	1:47.856	9
8	70		6 Paul MACKEY	Kawasaki - Elite cranes uk ltd	9	16:46.791	45.777	5.824	70.15	1:48.013	5
9	10		7 Lewis BRAMWELL	Suzuki - The Bike Specialist	9	16:56.571	55.557	9.780	69.48	1:49.444	9
10	675	C	3 Samuel SMYTH	Triumph -	9	17:14.823	1:13.809	18.252	68.25	1:50.219	8
11	21	C	4 Nick WHITCHER	Yamaha -	9	17:19.151	1:18.137	4.328	67.97	1:52.583	9
12	83		8 Talan SKEELS-PIGGINS	Yamaha - Talan Racing	9	17:19.646	1:18.632	0.495	67.93	1:51.820	8
13	163		9 Michael MACE	Triumph - Redgate Motorsport	9	17:19.812	1:18.798	0.166	67.92	1:50.055	9
14	23		10 Austin WREN	Triumph - Factory Finish	9	17:32.383	1:31.369	12.571	67.11	1:53.888	7
15	29	C	5 Charlie STONE	Kawasaki - Loveday autos	9	17:48.454	1:47.440	16.071	66.10	1:52.438	9
16	120		11 David IBBOTSON	Honda -	9	17:48.803	1:47.789	0.349	66.08	1:52.590	8

NOT CLASSIFIED

DNF	142		John BOLSOVER	Triumph - Imageworx bodyshop	7	13:05.563	2 Laps	2 Laps	69.93	1:49.071	3
DNF	17		Andrew GILL	Kawasaki -	3	5:36.414	6 Laps	4 Laps	69.98	1:48.325	3
DNF	149	C	Callum HAMMETT	Yamaha -	1	2:14.153	8 Laps	2 Laps	58.50		
DNF	8	C	Cedric BLOCH	Kawasaki - Brigit's Group & SDC Performance	1	17:06.270	8 Laps	14:52.117	7.64		

FASTEST LAP

	86		Jamie KELMAN	Triumph - Phased Out Racing	8	1:45.142		74.64 mph		120.12 kph	
	912	C	Michael WHITE	Yamaha - Race Lab Suspension	7	1:47.123		73.26 mph		117.90 kph	

Class - 92.5% of Race Speed = 67.97 mph
Class C - 92.5% of Race Speed = 66.11 mph

Cadwell Park
 Circuit Length = 2.1800 miles
 Start: 11:02 Flag 11:18 End: 11:20

Weather / Track : Cloudy / Wet
These results are provisional until the conclusion of any judicial and technical matters.

Clerk Of Course :	Timekeeper :
-------------------	--------------

Results can be found at www.tsl-timing.com

Printed - 11:21 Sunday, 28 April 2019



BMCRC - MRO Championships 2019 - Rnd 3 @ Cadwell Park

Team Respro MRO 600 inc MSS Performance MRO Clubman 600

RACE 3 - LAP CHART

LAP 1 @ 11:04:39.841

NO	BEHIND	LAP TIME
86		1:51.120
56	6.291	1:57.411
75	6.496	1:57.616
17	7.000	1:58.120
912	7.304	1:58.424
142	7.603	1:58.723
95	8.165	1:59.285
84	8.882	2:00.002
188	10.253	2:01.373
21	13.116	2:04.236
70	13.408	2:04.528
10	14.117	2:05.237
675	14.996	2:06.116
163	16.818	2:07.938
83	18.249	2:09.369
23	19.342	2:10.462
29	19.462	2:10.582
149	23.033	2:14.153
120	23.562	2:14.682

LAP 2 @ 11:06:26.649

NO	BEHIND	LAP TIME
86		1:46.808
75	9.650	1:49.962
56	10.017	1:50.534
17	10.161	1:49.969
912	10.652	1:50.156
95	12.300	1:50.943
142	12.811	1:52.016
84	13.786	1:51.712
188	14.588	1:51.143
70	19.285	1:52.685
10	20.951	1:53.642
21	23.066	1:56.758
675	25.571	1:57.383
163	25.916	1:55.906
83	26.696	1:55.255
23	28.098	1:55.564
29	34.585	2:01.931
120	39.678	2:02.924

LAP 3 @ 11:08:12.293

NO	BEHIND	LAP TIME
86		1:45.644
56	11.152	1:46.779
75	12.345	1:48.339
17	12.842	1:48.325
912	14.225	1:49.217
95	15.656	1:49.000
142	16.238	1:49.071
84	18.763	1:50.621
188	19.145	1:50.201
70	23.969	1:50.328
10	27.484	1:52.177
21	32.712	1:55.290
675	35.598	1:55.671
163	36.027	1:55.755
83	36.283	1:55.231
23	37.827	1:55.373
29	47.536	1:58.595
120	54.796	2:00.762

LAP 4 @ 11:09:58.224

NO	BEHIND	LAP TIME
86		1:45.931
56	11.145	1:45.924
75	13.633	1:47.219
912	17.169	1:48.875
95	18.303	1:48.578
142	22.143	1:51.836
84	22.774	1:49.942
188	24.458	1:51.244
70	27.738	1:49.700
10	33.718	1:52.165
21	42.558	1:55.777
675	44.422	1:54.755
163	45.235	1:55.139
83	45.682	1:55.330
23	48.980	1:57.084
29	59.645	1:58.040
120	1:07.505	1:58.640

LAP 5 @ 11:11:45.218

NO	BEHIND	LAP TIME
86		1:46.994
56	10.100	1:45.949
75	14.703	1:48.064
912	19.403	1:49.228
95	19.658	1:48.349
142	26.341	1:51.192
84	26.770	1:50.990
188	27.806	1:50.342
70	28.757	1:48.013
10	38.222	1:51.498
21	51.071	1:55.507
675	51.674	1:54.246
83	52.005	1:53.317
163	52.346	1:54.105
23	57.250	1:55.264
29	1:10.132	1:57.481
120	1:17.155	1:56.644

LAP 6 @ 11:13:31.548

NO	BEHIND	LAP TIME
86		1:46.330
56	9.872	1:46.102
75	15.382	1:47.009
95	20.618	1:47.290
912	22.221	1:49.148
142	31.183	1:51.172
84	31.354	1:50.914
188	32.316	1:50.840
70	32.727	1:50.300
10	43.473	1:51.581
21	57.683	1:52.942
675	58.399	1:53.055
83	59.696	1:54.021
163	59.836	1:53.820
23	1:05.868	1:54.948
29	1:20.536	1:56.734
120	1:26.035	1:55.210

LAP 7 @ 11:15:17.745

NO	BEHIND	LAP TIME
86		1:46.197
56	9.811	1:46.136
75	15.867	1:46.682
95	21.178	1:46.757
912	23.147	1:47.123
84	34.827	1:49.670
188	35.570	1:49.451
142	36.539	1:51.553
70	36.667	1:50.137
10	47.875	1:50.599
21	1:04.497	1:53.011
675	1:05.221	1:53.019
83	1:06.189	1:52.690
163	1:09.084	1:55.445
23	1:13.559	1:53.888
29	1:31.656	1:57.317
120	1:34.571	1:54.733

LAP 8 @ 11:17:02.887

NO	BEHIND	LAP TIME
86		1:45.142
56	10.304	1:45.635
75	16.907	1:46.182
95	22.413	1:46.377
912	25.223	1:47.218
84	37.622	1:47.937
188	38.945	1:48.517
70	41.421	1:49.896
10	52.961	1:50.228
675	1:10.298	1:50.219
21	1:12.402	1:53.047
83	1:12.867	1:51.820
163	1:15.591	1:51.649
23	1:23.185	1:54.768
29	1:41.850	1:55.336
120	1:42.019	1:52.590

LAP 9 @ 11:18:49.735

NO	BEHIND	LAP TIME
86		1:46.848
56	9.954	1:46.498
75	17.868	1:47.809
95	22.944	1:47.379
912	27.062	1:48.687
84	38.532	1:47.758
188	39.953	1:47.856
70	45.777	1:51.204
10	55.557	1:49.444
8	8 Laps	17:06.270 P
675	1:13.809	1:50.359
21	1:18.137	1:52.583
83	1:18.632	1:52.613
163	1:18.798	1:50.055
23	1:31.369	1:55.032
29	1:47.440	1:52.438
120	1:47.789	1:52.618

Weather / Track : Cloudy / Wet

Results can be found at www.tsl-timing.com

Cadwell Park

Circuit Length = 2.1800 miles

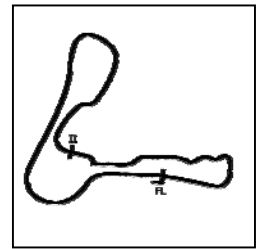
Start: 11:02 Flag 11:18 End: 11:20

Printed - 11:22 Sunday, 28 April 2019

BMCRC - MRO Championships 2019 - Rnd 3 @ Cadwell Park

Team Respro MRO 600 inc MSS Performance MRO Clubman 600

RACE 3 - SECTOR ANALYSIS



SECTOR 1 = FL to I1, SECTOR 2 = I1 to FL, DIFF = Difference To Personal Best Lap, P = Crossed Finish Line in Pit Lane, D = Time Disallowed

P1 86		Jamie KELMAN		Triumph - Phased Out Racing		
IDEAL LAP TIME : 1:45.142		BEST LAP TIME : 1:45.142		DIFFERENCE : 0.000		
LAP	SECTOR 1	SECTOR 2	LAP TIME	MPH	DIFF	TIME OF DAY
1 -		44.593	1:51.120	70.62	5.978	11:04:39.841
2 -	1:01.279	45.529	1:46.808	73.47	1.666	11:06:26.649
3 -	1:01.085	44.559	1:45.644 (2)	74.28	0.502	11:08:12.293
4 -	1:01.116	44.815	1:45.931 (3)	74.08	0.789	11:09:58.224
5 -	1:02.017	44.977	1:46.994	73.35	1.852	11:11:45.218
6 -	1:01.416	44.914	1:46.330	73.80	1.188	11:13:31.548
7 -	1:01.551	44.646	1:46.197	73.90	1.055	11:15:17.745
8 -	1:00.628	44.514	1:45.142 (1)	74.64		11:17:02.887
9 -	1:00.860	45.988	1:46.848	73.45	1.706	11:18:49.735

P2 56		Michael MILLS		Yamaha - A51 Racing		
IDEAL LAP TIME : 1:45.488		BEST LAP TIME : 1:45.635		DIFFERENCE : 0.147		
LAP	SECTOR 1	SECTOR 2	LAP TIME	MPH	DIFF	TIME OF DAY
1 -		47.392	1:57.411	66.84	11.776	11:04:46.132
2 -	1:04.602	45.932	1:50.534	71.00	4.899	11:06:36.666
3 -	1:02.145	44.634	1:46.779	73.49	1.144	11:08:23.445
4 -	1:01.676	44.248	1:45.924 (2)	74.09	0.289	11:10:09.369
5 -	1:01.613	44.336	1:45.949 (3)	74.07	0.314	11:11:55.318
6 -	1:01.730	44.372	1:46.102	73.96	0.467	11:13:41.420
7 -	1:01.785	44.351	1:46.136	73.94	0.501	11:15:27.556
8 -	1:01.240	44.395	1:45.635 (1)	74.29		11:17:13.191
9 -	1:02.118	44.380	1:46.498	73.69	0.863	11:18:59.689

P3 75		Charlie MORRIS		Yamaha - Michell Homes		
IDEAL LAP TIME : 1:46.087		BEST LAP TIME : 1:46.182		DIFFERENCE : 0.095		
LAP	SECTOR 1	SECTOR 2	LAP TIME	MPH	DIFF	TIME OF DAY
1 -		47.684	1:57.616	66.72	11.434	11:04:46.337
2 -	1:03.623	46.339	1:49.962	71.37	3.780	11:06:36.299
3 -	1:02.934	45.405	1:48.339	72.43	2.157	11:08:24.638
4 -	1:01.816	45.403	1:47.219	73.19	1.037	11:10:11.857
5 -	1:02.712	45.352	1:48.064	72.62	1.882	11:11:59.921
6 -	1:02.114	44.895	1:47.009 (3)	73.34	0.827	11:13:46.930
7 -	1:01.671	45.011	1:46.682 (2)	73.56	0.500	11:15:33.612
8 -	1:01.766	44.416	1:46.182 (1)	73.91		11:17:19.794
9 -	1:02.408	45.401	1:47.809	72.79	1.627	11:19:07.603

P4 95		Grant ROBERTSON		Kawasaki -		
IDEAL LAP TIME : 1:46.125		BEST LAP TIME : 1:46.377		DIFFERENCE : 0.252		
LAP	SECTOR 1	SECTOR 2	LAP TIME	MPH	DIFF	TIME OF DAY
1 -		47.837	1:59.285	65.79	12.908	11:04:48.006
2 -	1:04.092	46.851	1:50.943	70.73	4.566	11:06:38.949
3 -	1:03.049	45.951	1:49.000	72.00	2.623	11:08:27.949
4 -	1:02.972	45.606	1:48.578	72.28	2.201	11:10:16.527
5 -	1:02.799	45.550	1:48.349	72.43	1.972	11:12:04.876
6 -	1:02.383	44.907	1:47.290 (3)	73.14	0.913	11:13:52.166
7 -	1:02.020	44.737	1:46.757 (2)	73.51	0.380	11:15:38.923
8 -	1:01.388	44.989	1:46.377 (1)	73.77		11:17:25.300
9 -	1:01.907	45.472	1:47.379	73.08	1.002	11:19:12.679

P5 912 C		Michael WHITE		Yamaha - Race Lab Suspension		
IDEAL LAP TIME : 1:46.803		BEST LAP TIME : 1:47.123		DIFFERENCE : 0.320		
LAP	SECTOR 1	SECTOR 2	LAP TIME	MPH	DIFF	TIME OF DAY
1 -		47.925	1:58.424	66.27	11.301	11:04:47.145
2 -	1:03.955	46.201	1:50.156	71.24	3.033	11:06:37.301
3 -	1:03.256	45.961	1:49.217	71.85	2.094	11:08:26.518
4 -	1:03.215	45.660	1:48.875	72.08	1.752	11:10:15.393

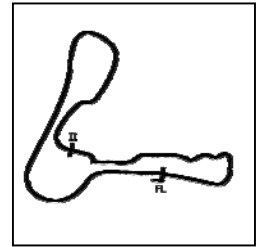
Weather / Track : Cloudy / Wet

Cadwell Park
Circuit Length = 2.1800 miles
Start: 11:02 Flag 11:18 End: 11:20

BMCRC - MRO Championships 2019 - Rnd 3 @ Cadwell Park

Team Respro MRO 600 inc MSS Performance MRO Clubman 600

RACE 3 - SECTOR ANALYSIS



SECTOR 1 = FL to I1, SECTOR 2 = I1 to FL, DIFF = Difference To Personal Best Lap, P = Crossed Finish Line in Pit Lane, D = Time Disallowed

5 -	1:03.335	45.893	1:49.228	71.85	2.105	11:12:04.621
6 -	1:03.527	45.621	1:49.148	71.90	2.025	11:13:53.769
7 -	1:01.907	45.216	1:47.123 (1)	73.26		11:15:40.892
8 -	1:01.587	45.631	1:47.218 (2)	73.19	0.095	11:17:28.110
9 -	1:02.475	46.212	1:48.687 (3)	72.20	1.564	11:19:16.797

P6 84 Ben WOTTON		Triumph - JAMES JACKSON RACING (JJR) TRIUMPH				
IDEAL LAP TIME : 1:47.580		BEST LAP TIME : 1:47.758		DIFFERENCE : 0.178		
LAP	SECTOR 1	SECTOR 2	LAP TIME	MPH	DIFF	TIME OF DAY
1 -		48.035	2:00.002	65.39	12.244	11:04:48.723
2 -	1:04.283	47.429	1:51.712	70.25	3.954	11:06:40.435
3 -	1:03.526	47.095	1:50.621	70.94	2.863	11:08:31.056
4 -	1:03.626	46.316	1:49.942	71.38	2.184	11:10:20.998
5 -	1:04.343	46.647	1:50.990	70.70	3.232	11:12:11.988
6 -	1:04.567	46.347	1:50.914	70.75	3.156	11:14:02.902
7 -	1:03.321	46.349	1:49.670 (3)	71.56	1.912	11:15:52.572
8 -	1:02.364	45.573	1:47.937 (2)	72.70	0.179	11:17:40.509
9 -	1:02.007	45.751	1:47.758 (1)	72.83		11:19:28.267

P7 188 C Dawid KRAWIECKI		Yamaha - Code Blue LTD & D A East Electrical				
IDEAL LAP TIME : 1:47.856		BEST LAP TIME : 1:47.856		DIFFERENCE : 0.000		
LAP	SECTOR 1	SECTOR 2	LAP TIME	MPH	DIFF	TIME OF DAY
1 -		48.127	2:01.373	64.66	13.517	11:04:50.094
2 -	1:03.759	47.384	1:51.143	70.61	3.287	11:06:41.237
3 -	1:03.308	46.893	1:50.201	71.21	2.345	11:08:31.438
4 -	1:04.292	46.952	1:51.244	70.54	3.388	11:10:22.682
5 -	1:03.832	46.510	1:50.342	71.12	2.486	11:12:13.024
6 -	1:04.165	46.675	1:50.840	70.80	2.984	11:14:03.864
7 -	1:02.898	46.553	1:49.451 (3)	71.70	1.595	11:15:53.315
8 -	1:02.200	46.317	1:48.517 (2)	72.32	0.661	11:17:41.832
9 -	1:02.066	45.790	1:47.856 (1)	72.76		11:19:29.688

P8 70 Paul MACKEY		Kawasaki - Elite cranes uk ltd				
IDEAL LAP TIME : 1:48.013		BEST LAP TIME : 1:48.013		DIFFERENCE : 0.000		
LAP	SECTOR 1	SECTOR 2	LAP TIME	MPH	DIFF	TIME OF DAY
1 -		49.873	2:04.528	63.02	16.515	11:04:53.249
2 -	1:05.514	47.171	1:52.685	69.64	4.672	11:06:45.934
3 -	1:03.677	46.651	1:50.328	71.13	2.315	11:08:36.262
4 -	1:03.485	46.215	1:49.700 (2)	71.54	1.687	11:10:25.962
5 -	1:02.393	45.620	1:48.013 (1)	72.65		11:12:13.975
6 -	1:03.616	46.684	1:50.300	71.15	2.287	11:14:04.275
7 -	1:03.552	46.585	1:50.137	71.25	2.124	11:15:54.412
8 -	1:02.579	47.317	1:49.896 (3)	71.41	1.883	11:17:44.308
9 -	1:03.444	47.760	1:51.204	70.57	3.191	11:19:35.512

P9 10 Lewis BRAMWELL		Suzuki - The Bike Specialist				
IDEAL LAP TIME : 1:49.444		BEST LAP TIME : 1:49.444		DIFFERENCE : 0.000		
LAP	SECTOR 1	SECTOR 2	LAP TIME	MPH	DIFF	TIME OF DAY
1 -		49.976	2:05.237	62.66	15.793	11:04:53.958
2 -	1:05.455	48.187	1:53.642	69.05	4.198	11:06:47.600
3 -	1:04.360	47.817	1:52.177	69.96	2.733	11:08:39.777
4 -	1:04.810	47.355	1:52.165	69.96	2.721	11:10:31.942
5 -	1:04.356	47.142	1:51.498	70.38	2.054	11:12:23.440
6 -	1:04.306	47.275	1:51.581	70.33	2.137	11:14:15.021
7 -	1:03.922	46.677	1:50.599 (3)	70.95	1.155	11:16:05.620
8 -	1:03.939	46.289	1:50.228 (2)	71.19	0.784	11:17:55.848
9 -	1:03.204	46.240	1:49.444 (1)	71.70		11:19:45.292

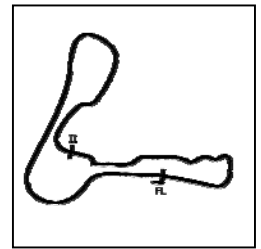
Weather / Track : Cloudy / Wet

Cadwell Park
Circuit Length = 2.1800 miles
Start: 11:02 Flag 11:18 End: 11:20

BMCRC - MRO Championships 2019 - Rnd 3 @ Cadwell Park

Team Respro MRO 600 inc MSS Performance MRO Clubman 600

RACE 3 - SECTOR ANALYSIS



SECTOR 1 = FL to I1, SECTOR 2 = I1 to FL, DIFF = Difference To Personal Best Lap, P = Crossed Finish Line in Pit Lane, D = Time Disallowed

P10 675 C		Samuel SMYTH		Triumph -		
IDEAL LAP TIME : 1:49.005		BEST LAP TIME : 1:50.219		DIFFERENCE : 1.214		
LAP	SECTOR 1	SECTOR 2	LAP TIME	MPH	DIFF	TIME OF DAY
1 -		50.417	2:06.116	62.22	15.897	11:04:54.837
2 -	1:07.229	50.154	1:57.383	66.85	7.164	11:06:52.220
3 -	1:07.232	48.439	1:55.671	67.84	5.452	11:08:47.891
4 -	1:06.596	48.159	1:54.755	68.38	4.536	11:10:42.646
5 -	1:05.711	48.535	1:54.246	68.69	4.027	11:12:36.892
6 -	1:04.750	48.305	1:53.055	69.41	2.836	11:14:29.947
7 -	1:04.776	48.243	1:53.019 (3)	69.44	2.800	11:16:22.966
8 -	1:03.999	46.220	1:50.219 (1)	71.20		11:18:13.185
9 -	1:02.785	47.574	1:50.359 (2)	71.11	0.140	11:20:03.544

P11 21 C		Nick WHITCHER		Yamaha -		
IDEAL LAP TIME : 1:51.919		BEST LAP TIME : 1:52.583		DIFFERENCE : 0.664		
LAP	SECTOR 1	SECTOR 2	LAP TIME	MPH	DIFF	TIME OF DAY
1 -		50.039	2:04.236	63.17	11.653	11:04:52.957
2 -	1:07.038	49.720	1:56.758	67.21	4.175	11:06:49.715
3 -	1:06.296	48.994	1:55.290	68.07	2.707	11:08:45.005
4 -	1:06.943	48.834	1:55.777	67.78	3.194	11:10:40.782
5 -	1:07.086	48.421	1:55.507	67.94	2.924	11:12:36.289
6 -	1:04.863	48.079	1:52.942 (2)	69.48	0.359	11:14:29.231
7 -	1:05.147	47.864	1:53.011 (3)	69.44	0.428	11:16:22.242
8 -	1:05.578	47.469	1:53.047	69.42	0.464	11:18:15.289
9 -	1:04.450	48.133	1:52.583 (1)	69.70		11:20:07.872

P12 83		Talan SKEELS-PIGGINS		Yamaha - Talan Racing		
IDEAL LAP TIME : 1:51.820		BEST LAP TIME : 1:51.820		DIFFERENCE : 0.000		
LAP	SECTOR 1	SECTOR 2	LAP TIME	MPH	DIFF	TIME OF DAY
1 -		49.872	2:09.369	60.66	17.549	11:04:58.090
2 -	1:06.663	48.592	1:55.255	68.09	3.435	11:06:53.345
3 -	1:07.062	48.169	1:55.231	68.10	3.411	11:08:48.576
4 -	1:07.616	47.714	1:55.330	68.04	3.510	11:10:43.906
5 -	1:05.096	48.221	1:53.317	69.25	1.497	11:12:37.223
6 -	1:04.983	49.038	1:54.021	68.83	2.201	11:14:31.244
7 -	1:04.627	48.063	1:52.690 (3)	69.64	0.870	11:16:23.934
8 -	1:04.236	47.584	1:51.820 (1)	70.18		11:18:15.754
9 -	1:04.301	48.312	1:52.613 (2)	69.69	0.793	11:20:08.367

P13 163		Michael MACE		Triumph - Redgate Motorsport		
IDEAL LAP TIME : 1:50.055		BEST LAP TIME : 1:50.055		DIFFERENCE : 0.000		
LAP	SECTOR 1	SECTOR 2	LAP TIME	MPH	DIFF	TIME OF DAY
1 -		49.096	2:07.938	61.34	17.883	11:04:56.659
2 -	1:07.215	48.691	1:55.906	67.71	5.851	11:06:52.565
3 -	1:07.251	48.504	1:55.755	67.79	5.700	11:08:48.320
4 -	1:07.105	48.034	1:55.139	68.16	5.084	11:10:43.459
5 -	1:05.931	48.174	1:54.105	68.77	4.050	11:12:37.564
6 -	1:05.088	48.732	1:53.820 (3)	68.95	3.765	11:14:31.384
7 -	1:07.497	47.948	1:55.445	67.98	5.390	11:16:26.829
8 -	1:04.722	46.927	1:51.649 (2)	70.29	1.594	11:18:18.478
9 -	1:03.835	46.220	1:50.055 (1)	71.31		11:20:08.533

P14 23		Austin WREN		Triumph - Factory Finish		
IDEAL LAP TIME : 1:53.888		BEST LAP TIME : 1:53.888		DIFFERENCE : 0.000		
LAP	SECTOR 1	SECTOR 2	LAP TIME	MPH	DIFF	TIME OF DAY
1 -		50.127	2:10.462	60.15	16.574	11:04:59.183
2 -	1:07.156	48.408	1:55.564	67.91	1.676	11:06:54.747
3 -	1:06.662	48.711	1:55.373	68.02	1.485	11:08:50.120
4 -	1:08.264	48.820	1:57.084	67.02	3.196	11:10:47.204

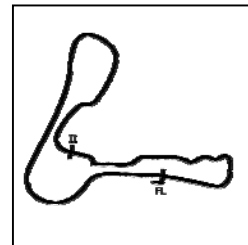
Weather / Track : Cloudy / Wet

Cadwell Park
Circuit Length = 2.1800 miles
Start: 11:02 Flag 11:18 End: 11:20

BMCRC - MRO Championships 2019 - Rnd 3 @ Cadwell Park

Team Respro MRO 600 inc MSS Performance MRO Clubman 600

RACE 3 - SECTOR ANALYSIS



SECTOR 1 = FL to I1, SECTOR 2 = I1 to FL, DIFF = Difference To Personal Best Lap, P = Crossed Finish Line in Pit Lane, D = Time Disallowed

5 -	1:06.576	48.688	1:55.264	68.08	1.376	11:12:42.468
6 -	1:06.625	48.323	1:54.948 (3)	68.27	1.060	11:14:37.416
7 -	1:05.897	47.991	1:53.888 (1)	68.91		11:16:31.304
8 -	1:06.354	48.414	1:54.768 (2)	68.38	0.880	11:18:26.072
9 -	1:06.241	48.791	1:55.032	68.22	1.144	11:20:21.104

P15	29 C	Charlie STONE	Kawasaki - Loveday autos			
IDEAL LAP TIME : 1:52.438		BEST LAP TIME : 1:52.438	DIFFERENCE : 0.000			
LAP	SECTOR 1	SECTOR 2	LAP TIME	MPH	DIFF	TIME OF DAY

1 -		51.492	2:10.582	60.10	18.144	11:04:59.303
2 -	1:11.406	50.525	2:01.931	64.36	9.493	11:07:01.234
3 -	1:08.663	49.932	1:58.595	66.17	6.157	11:08:59.829
4 -	1:08.824	49.216	1:58.040	66.48	5.602	11:10:57.869
5 -	1:07.841	49.640	1:57.481	66.80	5.043	11:12:55.350
6 -	1:07.582	49.152	1:56.734 (3)	67.23	4.296	11:14:52.084
7 -	1:07.678	49.639	1:57.317	66.89	4.879	11:16:49.401
8 -	1:06.808	48.528	1:55.336 (2)	68.04	2.898	11:18:44.737
9 -	1:05.136	47.302	1:52.438 (1)	69.79		11:20:37.175

P16	120	David IBBOTSON	Honda -			
IDEAL LAP TIME : 1:52.211		BEST LAP TIME : 1:52.590	DIFFERENCE : 0.379			
LAP	SECTOR 1	SECTOR 2	LAP TIME	MPH	DIFF	TIME OF DAY

1 -		52.069	2:14.682	58.27	22.092	11:05:03.403
2 -	1:11.651	51.273	2:02.924	63.84	10.334	11:07:06.327
3 -	1:09.865	50.897	2:00.762	64.98	8.172	11:09:07.089
4 -	1:09.113	49.527	1:58.640	66.15	6.050	11:11:05.729
5 -	1:07.614	49.030	1:56.644	67.28	4.054	11:13:02.373
6 -	1:06.550	48.660	1:55.210	68.11	2.620	11:14:57.583
7 -	1:06.558	48.175	1:54.733 (3)	68.40	2.143	11:16:52.316
8 -	1:05.010	47.580	1:52.590 (1)	69.70		11:18:44.906
9 -	1:05.417	47.201	1:52.618 (2)	69.68	0.028	11:20:37.524

P17	142	John BOLSOVER	Triumph - Imageworx bodyshop			
IDEAL LAP TIME : 1:49.071		BEST LAP TIME : 1:49.071	DIFFERENCE : 0.000			
LAP	SECTOR 1	SECTOR 2	LAP TIME	MPH	DIFF	TIME OF DAY

1 -		48.023	1:58.723	66.10	9.652	11:04:47.444
2 -	1:04.914	47.102	1:52.016	70.06	2.945	11:06:39.460
3 -	1:02.826	46.245	1:49.071 (1)	71.95		11:08:28.531
4 -	1:04.640	47.196	1:51.836	70.17	2.765	11:10:20.367
5 -	1:04.633	46.559	1:51.192 (3)	70.58	2.121	11:12:11.559
6 -	1:04.618	46.554	1:51.172 (2)	70.59	2.101	11:14:02.731
7 -	1:04.816	46.737	1:51.553	70.35	2.482	11:15:54.284

P18	17	Andrew GILL	Kawasaki -			
IDEAL LAP TIME : 1:48.325		BEST LAP TIME : 1:48.325	DIFFERENCE : 0.000			
LAP	SECTOR 1	SECTOR 2	LAP TIME	MPH	DIFF	TIME OF DAY

1 -		47.385	1:58.120	66.44	9.795	11:04:46.841
2 -	1:03.733	46.236	1:49.969 (2)	71.36	1.644	11:06:36.810
3 -	1:02.726	45.599	1:48.325 (1)	72.44		11:08:25.135

P19	149 C	Callum HAMMETT	Yamaha -			
IDEAL LAP TIME : 2:05.968		BEST LAP TIME :	DIFFERENCE :			
LAP	SECTOR 1	SECTOR 2	LAP TIME	MPH	DIFF	TIME OF DAY

1 -		52.095	2:14.153	58.50		11:05:02.874
-----	--	---------------	----------	-------	--	--------------

P20	8 C	Cedric BLOCH	Kawasaki - Brigit's Group & SDC Performance			
IDEAL LAP TIME :		BEST LAP TIME :	DIFFERENCE :			
LAP	SECTOR 1	SECTOR 2	LAP TIME	MPH	DIFF	TIME OF DAY

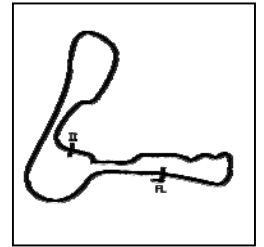
Weather / Track : Cloudy / Wet

Cadwell Park
Circuit Length = 2.1800 miles
Start: 11:02 Flag 11:18 End: 11:20

BMCRC - MRO Championships 2019 - Rnd 3 @ Cadwell Park

Team Respro MRO 600 inc MSS Performance MRO Clubman 600

RACE 3 - SECTOR ANALYSIS



SECTOR 1 = FL to I1, SECTOR 2 = I1 to FL, DIFF = Difference To Personal Best Lap, P = Crossed Finish Line in Pit Lane, D = Time Disallowed

1 - **OUTLAP**

IN PIT

17:06.270 **P** 7.64

11:19:54.991

BMCRC - MRO Championships 2019 - Rnd 3 @ Cadwell Park

Team Respro MRO 600 inc MSS Performance MRO Clubman 600

RACE 3 - BEST SECTORS

SECTOR 1			SECTOR 2			IDEAL / BEST COMPARISON						
POS	NO	NAME	TIME	NO	NAME	TIME	POS	NO	NAME	IDEAL	BEST	DIFF
									PERFECT LAP	1:44.876		
1	86	KELMAN	1:00.628	56	MILLS	44.248	1	86	KELMAN	1:45.142	1:45.142	0.000
2	56	MILLS	1:01.240	75	MORRIS	44.416	2	56	MILLS	1:45.488	1:45.635	0.147
3	95	ROBERTSON	1:01.388	86	KELMAN	44.514	3	75	MORRIS	1:46.087	1:46.182	0.095
4	912	WHITE	1:01.587	95	ROBERTSON	44.737	4	95	ROBERTSON	1:46.125	1:46.377	0.252
5	75	MORRIS	1:01.671	912	WHITE	45.216	5	912	WHITE	1:46.803	1:47.123	0.320
6	84	WOTTON	1:02.007	84	WOTTON	45.573	6	84	WOTTON	1:47.580	1:47.758	0.178
7	188	KRAWIECKI	1:02.066	17	GILL	45.599	7	188	KRAWIECKI	1:47.856	1:47.856	0.000
8	70	MACKEY	1:02.393	70	MACKEY	45.620	8	70	MACKEY	1:48.013	1:48.013	0.000
9	17	GILL	1:02.726	188	KRAWIECKI	45.790	9	17	GILL	1:48.325	1:48.325	0.000
10	675	SMYTH	1:02.785	675	SMYTH	46.220	10	675	SMYTH	1:49.005	1:50.219	1.214
11	142	BOLSOVER	1:02.826	163	MACE	46.220	11	142	BOLSOVER	1:49.071	1:49.071	0.000
12	10	BRAMWELL	1:03.204	10	BRAMWELL	46.240	12	10	BRAMWELL	1:49.444	1:49.444	0.000
13	163	MACE	1:03.835	142	BOLSOVER	46.245	13	163	MACE	1:50.055	1:50.055	0.000
14	83	SKEELS-PIGGINS	1:04.236	120	IBBOTSON	47.201	14	83	SKEELS-PIGGINS	1:51.820	1:51.820	0.000
15	21	WHITCHER	1:04.450	29	STONE	47.302	15	21	WHITCHER	1:51.919	1:52.583	0.664
16	120	IBBOTSON	1:05.010	21	WHITCHER	47.469	16	120	IBBOTSON	1:52.211	1:52.590	0.379
17	29	STONE	1:05.136	83	SKEELS-PIGGINS	47.584	17	29	STONE	1:52.438	1:52.438	0.000
18	23	WREN	1:05.897	23	WREN	47.991	18	23	WREN	1:53.888	1:53.888	0.000
19	149	HAMMETT	1:13.873	149	HAMMETT	52.095	19	149	HAMMETT	2:05.968		
20							20	8	BLOCH			

Weather / Track : Cloudy / Wet

Results can be found at www.tsl-timing.com

Cadwell Park
Circuit Length = 2.1800 miles
Start: 11:02 Flag 11:18 End: 11:20

Printed - 11:21 Sunday, 28 April 2019

RACE 12 - GRID (9 Laps)

ROW 10	28	97	Julien LIGUORI	29	69	Robert WINDEATT	30	83	Talan SKEELS-PIGGINS	1:51.820
ROW 9	25	448	Ewan POTTER	26	82	Andrew SMITH	27	191	Daniel GOOD	
ROW 8	22	60	Jack YOUNGE	23	251	Louis BARTLETT	24	3	Joey LAMB DEN	
ROW 7	19	8	Cedric BLOCH	20	25	Mike NORBURY	21	154	Sam JOHNSON	
ROW 6	16	120	David IBBOTSON	17	23	Austin WREN	18	149	Callum HAMMETT	1:52.590 1:53.888
ROW 5	13	675	Samuel SMYTH	14	29	Charlie STONE	15	21	Nick WHITCHER	1:50.219 1:52.438 1:52.583
ROW 4	10	142	John BOLSOVER	11	10	Lewis BRAMWELL	12	163	Michael MACE	1:49.071 1:49.444 1:50.055
ROW 3	7	188	Dawid KRAWIECKI	8	70	Paul MACKEY	9	17	Andrew GILL	1:47.856 1:48.013 1:48.325
ROW 2	4	95	Grant ROBERTSON	5	912	Michael WHITE	6	84	Ben WOTTON	1:46.377 1:47.123 1:47.758
ROW 1	1	86	Jamie KELMAN	2	56	Michael MILLS	3	75	Charlie MORRIS	1:45.142 1:45.635 1:46.182
			Pole							

Cadwell Park
Circuit Length = 2.1800 miles

These results are provisional until the conclusion of any judicial and technical matters.

Clerk Of Course :	Timekeeper :
-------------------	--------------

Results can be found at www.tsl-timing.com

Printed - 11:28 Sunday, 28 April 2019



BMCRC - MRO Championships 2019 - Rnd 3 @ Cadwell Park

Team Respro MRO 600 inc MSS Performance MRO Clubman 600



RACE 12 - CLASSIFICATION

POS	NO	CL	PIC NAME	ENTRY	LAPS	TIME	GAP	DIFF	MPH	BEST	ON
1	86		1 Jamie KELMAN	Triumph - Phased Out Racing	6	9:45.122			80.47	1:36.225	5
2	75		2 Charlie MORRIS	Yamaha - Michell Homes	6	9:46.047	0.925	0.925	80.34	1:35.727	5
3	84		3 Ben WOTTON	Triumph - JAMES JACKSON RACING (JJR) TRIUMPH	6	9:46.208	1.086	0.161	80.32	1:35.724	4
4	56		4 Michael MILLS	Yamaha - A51 Racing	6	9:46.974	1.852	0.766	80.22	1:35.923	6
5	912	C	1 Michael WHITE	Yamaha - Race Lab Suspension	6	10:07.986	22.864	21.012	77.44	1:39.978	5
6	95		5 Grant ROBERTSON	Kawasaki -	6	10:11.504	26.382	3.518	77.00	1:40.055	4
7	188	C	2 Dawid KRAWIECKI	Yamaha - Code Blue LTD & D A East Electrical	6	10:15.572	30.450	4.068	76.49	1:40.195	6
8	142		6 John BOLSOVER	Triumph - Imageworx bodyshop	6	10:16.259	31.137	0.687	76.40	1:40.559	6
9	21	C	3 Nick WHITCHER	Yamaha -	6	10:16.409	31.287	0.150	76.39	1:39.644	5
10	17		7 Andrew GILL	Kawasaki -	6	10:18.213	33.091	1.804	76.16	1:40.176	6
11	29	C	4 Charlie STONE	Kawasaki - Loveday autos	6	10:18.882	33.760	0.669	76.08	1:40.079	6
12	163		8 Michael MACE	Triumph - Redgate Motorsport	6	10:20.102	34.980	1.220	75.93	1:41.542	6
13	10		9 Lewis BRAMWELL	Suzuki - The Bike Specialist	6	10:24.293	39.171	4.191	75.42	1:41.316	6
14	448		10 Ewan POTTER	Yamaha - AH performance	6	10:30.237	45.115	5.944	74.71	1:41.680	5
15	191		11 Daniel GOOD	Suzuki - KEP services	6	10:31.407	46.285	1.170	74.57	1:41.623	5
16	83		12 Talan SKEELS-PIGGINS	Yamaha - Talan Racing	6	10:51.950	1:06.828	20.543	72.22	1:45.934	3
17	120		13 David IBBOTSON	Honda -	6	11:01.291	1:16.169	9.341	71.20	1:47.447	4

NOT CLASSIFIED

DNF	70		Paul MACKEY	Kawasaki - Elite cranes uk ltd	1	1:54.934	5 Laps	5 Laps	68.28		
DNF	675	C	Samuel SMYTH	Triumph -	0						

FASTEST LAP

84			Ben WOTTON	Triumph - JAMES JACKSON RACING (JJR) TRIUMPH	4	1:35.724		81.98 mph		131.94 kph	
21	C		Nick WHITCHER	Yamaha -	5	1:39.644		78.76 mph		126.75 kph	

Class - 92.5% of Race Speed = 74.43 mph
 Class C - 92.5% of Race Speed = 71.63 mph

Cadwell Park
 Circuit Length = 2.1800 miles
 Start: 16:16 Flag 16:26 End: 16:27

Weather / Track : Bright / Dry
 These results are provisional until the conclusion of any judicial and technical matters.

Clerk Of Course :	Timekeeper :
-------------------	--------------

Results can be found at www.tsl-timing.com

Printed - 16:29 Sunday, 28 April 2019



BMCRC - MRO Championships 2019 - Rnd 3 @ Cadwell Park

Team Respro MRO 600 inc MSS Performance MRO Clubman 600

RACE 12 - LAP CHART

LAP 1 @ 16:18:05.830			LAP 4 @ 16:22:56.831		
NO	BEHIND	LAP TIME	NO	BEHIND	LAP TIME
86		1:41.297	86		1:37.313
56	2.299	1:43.596	75	2.046	1:36.539
75	2.847	1:44.144	84	2.286	1:35.724
912	4.470	1:45.767	56	2.692	1:36.245
84	5.353	1:46.650	912	14.033	1:40.046
188	6.295	1:47.592	95	18.275	1:40.055
95	6.667	1:47.964	188	21.548	1:41.966
142	7.630	1:48.927	142	21.731	1:41.752
10	9.510	1:50.807	21	24.015	1:40.999
163	9.638	1:50.935	163	24.714	1:41.974
17	10.089	1:51.386	17	24.993	1:41.315
21	10.291	1:51.588	29	25.547	1:41.533
29	10.792	1:52.089	10	28.725	1:42.738
70	13.637	1:54.934	448	34.465	1:41.831
191	13.944	1:55.241	191	35.649	1:41.839
448	15.502	1:56.799	83	46.467	1:47.080
83	17.257	1:58.554	120	51.500	1:47.447
120	18.423	1:59.720			

LAP 2 @ 16:19:42.322			LAP 5 @ 16:24:33.056		
NO	BEHIND	LAP TIME	NO	BEHIND	LAP TIME
86		1:36.492	86		1:36.225
56	3.335	1:37.528	75	1.548	1:35.727
75	3.511	1:37.156	84	1.838	1:35.777
84	4.587	1:35.726	56	2.528	1:36.061
912	8.249	1:40.271	912	17.786	1:39.978
188	12.079	1:42.276	95	22.520	1:40.470
95	12.246	1:42.071	188	26.854	1:41.531
142	12.456	1:41.318	142	27.177	1:41.671
163	15.467	1:42.321	21	27.434	1:39.644
21	15.680	1:41.881	17	29.514	1:40.746
17	16.059	1:42.462	163	30.037	1:41.548
29	16.595	1:42.295	29	30.280	1:40.958
10	17.554	1:44.536	10	34.454	1:41.954
448	24.614	1:45.604	448	39.920	1:41.680
191	25.310	1:47.858	191	41.047	1:41.623
83	27.962	1:47.197	83	57.023	1:46.781
120	29.864	1:47.933	120	1:04.203	1:48.928

LAP 3 @ 16:21:19.518			LAP 6 @ 16:26:09.655		
NO	BEHIND	LAP TIME	NO	BEHIND	LAP TIME
86		1:37.196	86		1:36.599
75	2.820	1:36.505	75	0.925	1:35.976
56	3.760	1:37.621	84	1.086	1:35.847
84	3.875	1:36.484	56	1.852	1:35.923
912	11.300	1:40.247	912	22.864	1:41.677
95	15.533	1:40.483	95	26.382	1:40.461
188	16.895	1:42.012	188	30.450	1:40.195
142	17.292	1:42.032	142	31.137	1:40.559
163	20.053	1:41.782	21	31.287	1:40.452
21	20.329	1:41.845	17	33.091	1:40.176
17	20.991	1:42.128	29	33.760	1:40.079
29	21.327	1:41.928	163	34.980	1:41.542
10	23.300	1:42.942	10	39.171	1:41.316
448	29.947	1:42.529	448	45.115	1:41.794
191	31.123	1:43.009	191	46.285	1:41.837
83	36.700	1:45.934	83	1:06.828	1:46.404
120	41.366	1:48.698	120	1:16.169	1:48.565

Weather / Track : Bright / Dry

Results can be found at www.tsl-timing.com

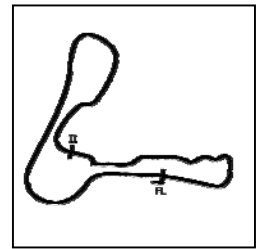
Cadwell Park
Circuit Length = 2.1800 miles
Start: 16:16 Flag 16:26 End: 16:27

Printed - 16:30 Sunday, 28 April 2019

BMCRC - MRO Championships 2019 - Rnd 3 @ Cadwell Park

Team Respro MRO 600 inc MSS Performance MRO Clubman 600

RACE 12 - SECTOR ANALYSIS



SECTOR 1 = FL to I1, SECTOR 2 = I1 to FL, DIFF = Difference To Personal Best Lap, P = Crossed Finish Line in Pit Lane, D = Time Disallowed

P1 86		Jamie KELMAN		Triumph - Phased Out Racing		
IDEAL LAP TIME : 1:36.208		BEST LAP TIME : 1:36.225		DIFFERENCE : 0.017		
LAP	SECTOR 1	SECTOR 2	LAP TIME	MPH	DIFF	TIME OF DAY
1 -			1:41.297	77.47	5.072	16:18:05.830
2 -	55.917	40.575	1:36.492 (2)	81.33	0.267	16:19:42.322
3 -	56.136	41.060	1:37.196	80.74	0.971	16:21:19.518
4 -	56.510	40.803	1:37.313	80.64	1.088	16:22:56.831
5 -	55.633	40.592	1:36.225 (1)	81.55		16:24:33.056
6 -	55.981	40.618	1:36.599 (3)	81.24	0.374	16:26:09.655

P2 75		Charlie MORRIS		Yamaha - Michell Homes		
IDEAL LAP TIME : 1:35.727		BEST LAP TIME : 1:35.727		DIFFERENCE : 0.000		
LAP	SECTOR 1	SECTOR 2	LAP TIME	MPH	DIFF	TIME OF DAY
1 -		41.496	1:44.144	75.35	8.417	16:18:08.677
2 -	56.075	41.081	1:37.156	80.77	1.429	16:19:45.833
3 -	56.146	40.359	1:36.505 (3)	81.32	0.778	16:21:22.338
4 -	56.082	40.457	1:36.539	81.29	0.812	16:22:58.877
5 -	55.488	40.239	1:35.727 (1)	81.98		16:24:34.604
6 -	55.599	40.377	1:35.976 (2)	81.77	0.249	16:26:10.580

P3 84		Ben WOTTON		Triumph - JAMES JACKSON RACING (JJR) TRIUMPH		
IDEAL LAP TIME : 1:35.444		BEST LAP TIME : 1:35.724		DIFFERENCE : 0.280		
LAP	SECTOR 1	SECTOR 2	LAP TIME	MPH	DIFF	TIME OF DAY
1 -		41.790	1:46.650	73.58	10.926	16:18:11.183
2 -	55.542	40.184	1:35.726 (2)	81.98	0.002	16:19:46.909
3 -	55.750	40.734	1:36.484	81.34	0.760	16:21:23.393
4 -	55.260	40.464	1:35.724 (1)	81.98		16:22:59.117
5 -	55.465	40.312	1:35.777 (3)	81.94	0.053	16:24:34.894
6 -	55.519	40.328	1:35.847	81.88	0.123	16:26:10.741

P4 56		Michael MILLS		Yamaha - A51 Racing		
IDEAL LAP TIME : 1:35.872		BEST LAP TIME : 1:35.923		DIFFERENCE : 0.051		
LAP	SECTOR 1	SECTOR 2	LAP TIME	MPH	DIFF	TIME OF DAY
1 -		41.206	1:43.596	75.75	7.673	16:18:08.129
2 -	56.409	41.119	1:37.528	80.46	1.605	16:19:45.657
3 -	56.787	40.834	1:37.621	80.39	1.698	16:21:23.278
4 -	55.859	40.386	1:36.245 (3)	81.54	0.322	16:22:59.523
5 -	55.824	40.237	1:36.061 (2)	81.69	0.138	16:24:35.584
6 -	55.635	40.288	1:35.923 (1)	81.81		16:26:11.507

P5 912 C		Michael WHITE		Yamaha - Race Lab Suspension		
IDEAL LAP TIME : 1:39.501		BEST LAP TIME : 1:39.978		DIFFERENCE : 0.477		
LAP	SECTOR 1	SECTOR 2	LAP TIME	MPH	DIFF	TIME OF DAY
1 -		42.004	1:45.767	74.20	5.789	16:18:10.300
2 -	57.938	42.333	1:40.271	78.26	0.293	16:19:50.571
3 -	58.042	42.205	1:40.247 (3)	78.28	0.269	16:21:30.818
4 -	57.733	42.313	1:40.046 (2)	78.44	0.068	16:23:10.864
5 -	57.497	42.481	1:39.978 (1)	78.49		16:24:50.842
6 -	58.733	42.944	1:41.677	77.18	1.699	16:26:32.519

P6 95		Grant ROBERTSON		Kawasaki -		
IDEAL LAP TIME : 1:39.884		BEST LAP TIME : 1:40.055		DIFFERENCE : 0.171		
LAP	SECTOR 1	SECTOR 2	LAP TIME	MPH	DIFF	TIME OF DAY
1 -		42.691	1:47.964	72.69	7.909	16:18:12.497
2 -	58.476	43.595	1:42.071	76.88	2.016	16:19:54.568
3 -	58.147	42.336	1:40.483	78.10	0.428	16:21:35.051
4 -	57.548	42.507	1:40.055 (1)	78.43		16:23:15.106
5 -	57.822	42.648	1:40.470 (3)	78.11	0.415	16:24:55.576

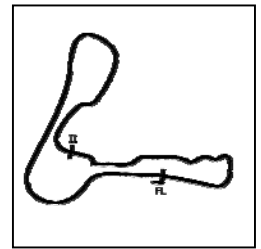
Weather / Track : Bright / Dry

Cadwell Park
Circuit Length = 2.1800 miles
Start: 16:16 Flag 16:26 End: 16:27

BMCRC - MRO Championships 2019 - Rnd 3 @ Cadwell Park

Team Respro MRO 600 inc MSS Performance MRO Clubman 600

RACE 12 - SECTOR ANALYSIS



SECTOR 1 = FL to I1, SECTOR 2 = I1 to FL, DIFF = Difference To Personal Best Lap, P = Crossed Finish Line in Pit Lane, D = Time Disallowed

6 - 57.852 42.609 1:40.461 (2) 78.12 0.406 16:26:36.037

P7 188 C		Dawid KRAWIECKI		Yamaha - Code Blue LTD & D A East Electrical			
IDEAL LAP TIME : 1:40.195		BEST LAP TIME : 1:40.195		DIFFERENCE : 0.000			
LAP	SECTOR 1	SECTOR 2	LAP TIME	MPH	DIFF	TIME OF DAY	
1 -		42.970	1:47.592	72.94	7.397	16:18:12.125	
2 -	58.565	43.711	1:42.276	76.73	2.081	16:19:54.401	
3 -	58.855	43.157	1:42.012	76.93	1.817	16:21:36.413	
4 -	58.607	43.359	1:41.966 (3)	76.96	1.771	16:23:18.379	
5 -	58.415	43.116	1:41.531 (2)	77.29	1.336	16:24:59.910	
6 -	57.795	42.400	1:40.195 (1)	78.32		16:26:40.105	

P8 142		John BOLSOVER		Triumph - Imageworx bodysshop			
IDEAL LAP TIME : 1:40.559		BEST LAP TIME : 1:40.559		DIFFERENCE : 0.000			
LAP	SECTOR 1	SECTOR 2	LAP TIME	MPH	DIFF	TIME OF DAY	
1 -		43.246	1:48.927	72.04	8.368	16:18:13.460	
2 -	58.510	42.808	1:41.318 (2)	77.45	0.759	16:19:54.778	
3 -	58.810	43.222	1:42.032	76.91	1.473	16:21:36.810	
4 -	58.494	43.258	1:41.752	77.12	1.193	16:23:18.562	
5 -	58.531	43.140	1:41.671 (3)	77.19	1.112	16:25:00.233	
6 -	57.960	42.599	1:40.559 (1)	78.04		16:26:40.792	

P9 21 C		Nick WHITCHER		Yamaha -			
IDEAL LAP TIME : 1:39.644		BEST LAP TIME : 1:39.644		DIFFERENCE : 0.000			
LAP	SECTOR 1	SECTOR 2	LAP TIME	MPH	DIFF	TIME OF DAY	
1 -		43.441	1:51.588	70.33	11.944	16:18:16.121	
2 -	58.921	42.960	1:41.881	77.03	2.237	16:19:58.002	
3 -	59.210	42.635	1:41.845	77.05	2.201	16:21:39.847	
4 -	58.568	42.431	1:40.999 (3)	77.70	1.355	16:23:20.846	
5 -	57.639	42.005	1:39.644 (1)	78.76		16:25:00.490	
6 -	57.958	42.494	1:40.452 (2)	78.12	0.808	16:26:40.942	

P10 17		Andrew GILL		Kawasaki -			
IDEAL LAP TIME : 1:40.176		BEST LAP TIME : 1:40.176		DIFFERENCE : 0.000			
LAP	SECTOR 1	SECTOR 2	LAP TIME	MPH	DIFF	TIME OF DAY	
1 -		43.449	1:51.386	70.45	11.210	16:18:15.919	
2 -	59.499	42.963	1:42.462	76.59	2.286	16:19:58.381	
3 -	59.438	42.690	1:42.128	76.84	1.952	16:21:40.509	
4 -	58.483	42.832	1:41.315 (3)	77.46	1.139	16:23:21.824	
5 -	58.249	42.497	1:40.746 (2)	77.89	0.570	16:25:02.570	
6 -	57.821	42.355	1:40.176 (1)	78.34		16:26:42.746	

P11 29 C		Charlie STONE		Kawasaki - Loveday autos			
IDEAL LAP TIME : 1:40.079		BEST LAP TIME : 1:40.079		DIFFERENCE : 0.000			
LAP	SECTOR 1	SECTOR 2	LAP TIME	MPH	DIFF	TIME OF DAY	
1 -		43.417	1:52.089	70.01	12.010	16:18:16.622	
2 -	59.370	42.925	1:42.295	76.71	2.216	16:19:58.917	
3 -	58.679	43.249	1:41.928	76.99	1.849	16:21:40.845	
4 -	58.693	42.840	1:41.533 (3)	77.29	1.454	16:23:22.378	
5 -	58.260	42.698	1:40.958 (2)	77.73	0.879	16:25:03.336	
6 -	57.944	42.135	1:40.079 (1)	78.41		16:26:43.415	

P12 163		Michael MACE		Triumph - Redgate Motorsport			
IDEAL LAP TIME : 1:41.372		BEST LAP TIME : 1:41.542		DIFFERENCE : 0.170			
LAP	SECTOR 1	SECTOR 2	LAP TIME	MPH	DIFF	TIME OF DAY	
1 -		43.351	1:50.935	70.74	9.393	16:18:15.468	
2 -	59.172	43.149	1:42.321	76.70	0.779	16:19:57.789	
3 -	59.179	42.603	1:41.782 (3)	77.10	0.240	16:21:39.571	

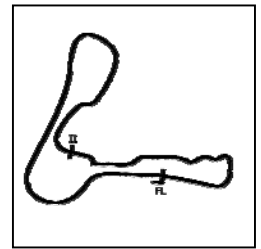
Weather / Track : Bright / Dry

Cadwell Park
Circuit Length = 2.1800 miles
Start: 16:16 Flag 16:26 End: 16:27

BMCRC - MRO Championships 2019 - Rnd 3 @ Cadwell Park

Team Respro MRO 600 inc MSS Performance MRO Clubman 600

RACE 12 - SECTOR ANALYSIS



SECTOR 1 = FL to I1, SECTOR 2 = I1 to FL, DIFF = Difference To Personal Best Lap, P = Crossed Finish Line in Pit Lane, D = Time Disallowed

4 -	59.185	42.789	1:41.974	76.96	0.432	16:23:21.545
5 -	58.769	42.779	1:41.548 (2)	77.28	0.006	16:25:03.093
6 -	58.865	42.677	1:41.542 (1)	77.28		16:26:44.635

P13 10	Lewis BRAMWELL		Suzuki - The Bike Specialist			
IDEAL LAP TIME : 1:41.294		BEST LAP TIME : 1:41.316	DIFFERENCE : 0.022			
LAP	SECTOR 1	SECTOR 2	LAP TIME	MPH	DIFF	TIME OF DAY
1 -		43.899	1:50.807	70.82	9.491	16:18:15.340
2 -	1:00.969	43.567	1:44.536	75.07	3.220	16:19:59.876
3 -	59.616	43.326	1:42.942	76.23	1.626	16:21:42.818
4 -	59.751	42.987	1:42.738 (3)	76.38	1.422	16:23:25.556
5 -	59.331	42.623	1:41.954 (2)	76.97	0.638	16:25:07.510
6 -	58.671	42.645	1:41.316 (1)	77.46		16:26:48.826

P14 448	Ewan POTTER		Yamaha - AH performance			
IDEAL LAP TIME : 1:41.420		BEST LAP TIME : 1:41.680	DIFFERENCE : 0.260			
LAP	SECTOR 1	SECTOR 2	LAP TIME	MPH	DIFF	TIME OF DAY
1 -		45.478	1:56.799	67.19	15.119	16:18:21.332
2 -	59.841	45.763	1:45.604	74.31	3.924	16:20:06.936
3 -	59.495	43.034	1:42.529	76.54	0.849	16:21:49.465
4 -	59.030	42.801	1:41.831 (3)	77.06	0.151	16:23:31.296
5 -	58.619	43.061	1:41.680 (1)	77.18		16:25:12.976
6 -	58.731	43.063	1:41.794 (2)	77.09	0.114	16:26:54.770

P15 191	Daniel GOOD		Suzuki - KEP services			
IDEAL LAP TIME : 1:41.248		BEST LAP TIME : 1:41.623	DIFFERENCE : 0.375			
LAP	SECTOR 1	SECTOR 2	LAP TIME	MPH	DIFF	TIME OF DAY
1 -		44.649	1:55.241	68.10	13.618	16:18:19.774
2 -	1:00.761	47.097	1:47.858	72.76	6.235	16:20:07.632
3 -	59.780	43.229	1:43.009	76.18	1.386	16:21:50.641
4 -	58.908	42.931	1:41.839 (3)	77.06	0.216	16:23:32.480
5 -	58.839	42.784	1:41.623 (1)	77.22		16:25:14.103
6 -	58.464	43.373	1:41.837 (2)	77.06	0.214	16:26:55.940

P16 83	Talan SKEELS-PIGGINS		Yamaha - Talan Racing			
IDEAL LAP TIME : 1:45.490		BEST LAP TIME : 1:45.934	DIFFERENCE : 0.444			
LAP	SECTOR 1	SECTOR 2	LAP TIME	MPH	DIFF	TIME OF DAY
1 -		46.177	1:58.554	66.19	12.620	16:18:23.087
2 -	1:02.039	45.158	1:47.197	73.21	1.263	16:20:10.284
3 -	1:00.877	45.057	1:45.934 (1)	74.08		16:21:56.218
4 -	1:02.085	44.995	1:47.080	73.29	1.146	16:23:43.298
5 -	1:01.625	45.156	1:46.781 (3)	73.49	0.847	16:25:30.079
6 -	1:01.791	44.613	1:46.404 (2)	73.75	0.470	16:27:16.483

P17 120	David IBBOTSON		Honda -			
IDEAL LAP TIME : 1:47.424		BEST LAP TIME : 1:47.447	DIFFERENCE : 0.023			
LAP	SECTOR 1	SECTOR 2	LAP TIME	MPH	DIFF	TIME OF DAY
1 -		46.252	1:59.720	65.55	12.273	16:18:24.253
2 -	1:02.662	45.271	1:47.933 (2)	72.71	0.486	16:20:12.186
3 -	1:02.975	45.723	1:48.698	72.20	1.251	16:22:00.884
4 -	1:02.153	45.294	1:47.447 (1)	73.04		16:23:48.331
5 -	1:03.230	45.698	1:48.928	72.04	1.481	16:25:37.259
6 -	1:02.380	46.185	1:48.565 (3)	72.28	1.118	16:27:25.824

P18 70	Paul MACKEY		Kawasaki - Elite cranes uk ltd			
IDEAL LAP TIME : 1:46.416		BEST LAP TIME :	DIFFERENCE :			
LAP	SECTOR 1	SECTOR 2	LAP TIME	MPH	DIFF	TIME OF DAY
1 -		44.910	1:54.934	68.28		16:18:19.467

Weather / Track : Bright / Dry

Cadwell Park
Circuit Length = 2.1800 miles
Start: 16:16 Flag 16:26 End: 16:27

BMCRC - MRO Championships 2019 - Rnd 3 @ Cadwell Park

Team Respro MRO 600 inc MSS Performance MRO Clubman 600

RACE 12 - BEST SECTORS

SECTOR 1			SECTOR 2			IDEAL / BEST COMPARISON						
POS	NO	NAME	TIME	NO	NAME	TIME	POS	NO	NAME	IDEAL	BEST	DIFF
									PERFECT LAP	1:35.444		
1	84	WOTTON	55.260	84	WOTTON	40.184	1	84	WOTTON	1:35.444	1:35.724	0.280
2	75	MORRIS	55.488	56	MILLS	40.237	2	75	MORRIS	1:35.727	1:35.727	0.000
3	86	KELMAN	55.633	75	MORRIS	40.239	3	56	MILLS	1:35.872	1:35.923	0.051
4	56	MILLS	55.635	86	KELMAN	40.575	4	86	KELMAN	1:36.208	1:36.225	0.017
5	912	WHITE	57.497	912	WHITE	42.004	5	912	WHITE	1:39.501	1:39.978	0.477
6	95	ROBERTSON	57.548	21	WHITCHER	42.005	6	21	WHITCHER	1:39.644	1:39.644	0.000
7	21	WHITCHER	57.639	29	STONE	42.135	7	95	ROBERTSON	1:39.884	1:40.055	0.171
8	188	KRAWIECKI	57.795	95	ROBERTSON	42.336	8	29	STONE	1:40.079	1:40.079	0.000
9	17	GILL	57.821	17	GILL	42.355	9	17	GILL	1:40.176	1:40.176	0.000
10	29	STONE	57.944	188	KRAWIECKI	42.400	10	188	KRAWIECKI	1:40.195	1:40.195	0.000
11	142	BOLSOVER	57.960	142	BOLSOVER	42.599	11	142	BOLSOVER	1:40.559	1:40.559	0.000
12	191	GOOD	58.464	163	MACE	42.603	12	191	GOOD	1:41.248	1:41.623	0.375
13	448	POTTER	58.619	10	BRAMWELL	42.623	13	10	BRAMWELL	1:41.294	1:41.316	0.022
14	10	BRAMWELL	58.671	191	GOOD	42.784	14	163	MACE	1:41.372	1:41.542	0.170
15	163	MACE	58.769	448	POTTER	42.801	15	448	POTTER	1:41.420	1:41.680	0.260
16	83	SKEELS-PIGGINS	1:00.877	83	SKEELS-PIGGINS	44.613	16	83	SKEELS-PIGGINS	1:45.490	1:45.934	0.444
17	70	MACKEY	1:01.506	70	MACKEY	44.910	17	70	MACKEY	1:46.416		
18	120	IBBOTSON	1:02.153	120	IBBOTSON	45.271	18	120	IBBOTSON	1:47.424	1:47.447	0.023
19												

Weather / Track : Bright / Dry

Results can be found at www.tsl-timing.com

Cadwell Park
Circuit Length = 2.1800 miles
Start: 16:16 Flag 16:26 End: 16:27

Printed - 16:30 Sunday, 28 April 2019

BMCRC-MRO Championships 2019



**MRO MINITWINS supported by
PROPERLY PROTECTED & BMCRC
Rookie Minitwins**

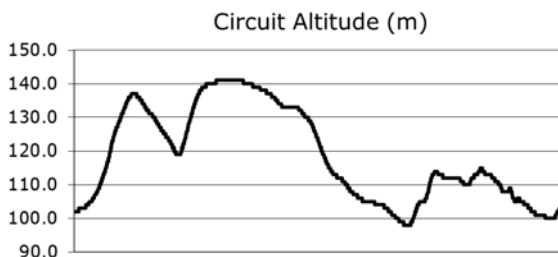
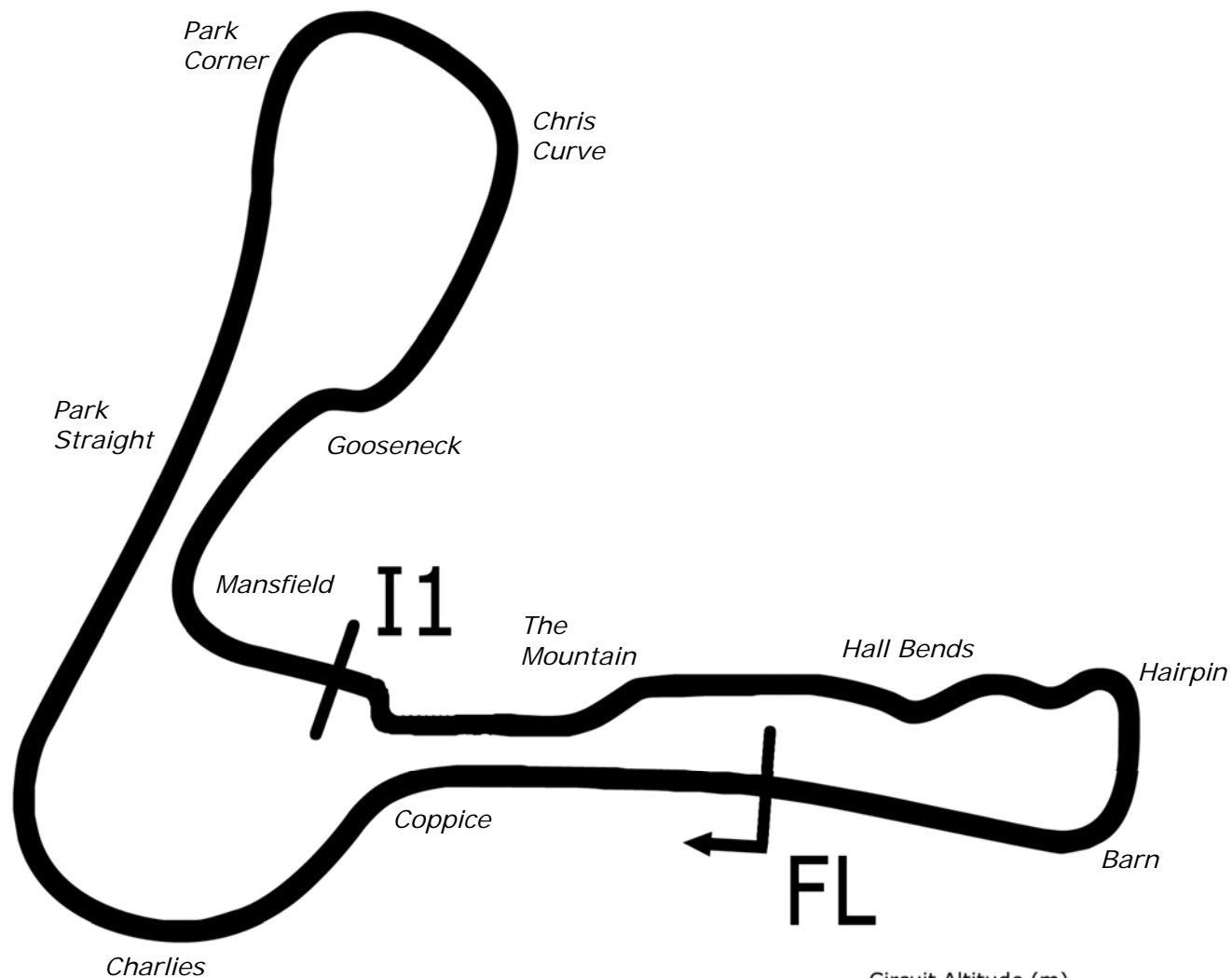
Cadwell Park Circuit

27th / 28th April 2019



Results Provided by Timing Solutions Ltd
www.tsl-timing.com

Cadwell Park



Length	2.1800 miles	3508.4 m	
FL		53.31024 N	0.05940 W
I1	2330m	53.30708 N	0.06270 W
Pit Entry	3472m	53.31103 N	0.05889 W
Pit Exit	0m after FL	53.31030 N	0.05940 W
Pit Entry-Pit Exit 92m, 5.5s @60kph, 4.1s @80kph			

All results available at www.tsl-timing.com

BMCRC - MRO Championships 2019 - Rnd 3 @ Cadwell Park



MRO Minitwins & BMCRC Rookie Minitwins

QUALIFYING - CLASSIFICATION

POS	NO	CL	PIC NAME	ENTRY	TIME	ON	LAPS	GAP	DIFF	MPH
1	26		1 Glynn DAVIES	Suzuki -	1:51.424	5	6			70.43
2	13		2 Wil GREEN	Suzuki - Faith Fueled Racing	1:52.029	2	4	0.605	0.605	70.05
3	78		3 Keith POVAH	Suzuki - 78Plate.com ScreenPrinting/SubvertBoardstore.c	1:52.764	6	6	1.340	0.735	69.59
4	56		4 Jamie INGHAM	Suzuki - Oadby motorcycle services	1:53.429	4	6	2.005	0.665	69.18
5	9		5 Mark TAYLOR	Suzuki - SDC Performance	1:53.564	4	6	2.140	0.135	69.10
6	74		6 Daniel SINGLETON	Suzuki - Bambino Developments Racing	1:53.570	3	4	2.146	0.006	69.10
7	232	R	1 Matt WETHERELL	Suzuki - MSG Racing/Lamonde.com/FWR Tyres	1:56.793	6	6	5.369	3.223	67.19
8	19		7 Kevin LILLEY	Suzuki - Vanson Leathers	1:56.970	4	6	5.546	0.177	67.09
9	142		8 Chris KENT	Suzuki - More moto	1:57.031	5	6	5.607	0.061	67.05
10	156		9 Michael STONE	Suzuki -	1:57.357	6	6	5.933	0.326	66.87
11	184		10 David TWYFORD	Suzuki -	1:59.325	4	6	7.901	1.968	65.77
12	59		11 Martin FOORD	Suzuki - Zero-59RACING	1:59.350	5	6	7.926	0.025	65.75
13	69		12 Danny HUSKINSON	Suzuki - art of racing	1:59.364	6	6	7.940	0.014	65.74
14	81		13 Malvern MAY	Suzuki -	2:01.170	5	6	9.746	1.806	64.76
15	0		14 Luke STANLEY	Suzuki - Urban Race Tribe	2:01.675	4	5	10.251	0.505	64.50
16	192		15 Daniel MOFFA	Suzuki - DM Racing	2:02.545	5	6	11.121	0.870	64.04
17	191		16 Daniel GOOD	Suzuki - KEP services	2:02.681	4	5	11.257	0.136	63.97
18	194		17 Simon GARDNER	Kawasaki - Utlilergy	2:02.760	5	5	11.336	0.079	63.93
19	76		18 Phillip RODGERS	Suzuki - pinbadgelab.co.uk	2:03.526	4	5	12.102	0.766	63.53
20	34	R	2 Dan THOMAS	Suzuki -	2:03.536	4	6	12.112	0.010	63.52
21	171		19 Colin CLUNE	Suzuki -	2:03.702	4	6	12.278	0.166	63.44
22	17	R	3 Tommy DOWNES	Suzuki - Ray Gnarley/ MoreMoto	2:03.874	3	6	12.450	0.172	63.35
23	48		20 Shaun WALLIS	Suzuki - Watling Tyres	2:04.068	4	6	12.644	0.194	63.25
24	43		21 Robert DAVIE	Suzuki -	2:05.161	5	6	13.737	1.093	62.70
25	141	R	4 Dean HOLLAND	Suzuki - Pristine clean and valeting	2:06.144	5	5	14.720	0.983	62.21
26	84		22 Ricardo BRANCO	Suzuki - IMP Racing	2:07.688	4	5	16.264	1.544	61.46
27	182		23 Kyle PHILLIPS	Suzuki - Chief Safety Consultancy	2:10.057	5	5	18.633	2.369	60.34
28	126		24 Damien LECHAUVE	Suzuki -	2:11.049	3	5	19.625	0.992	59.88
29	199		25 Michael FROST	Suzuki -	2:11.999	4	5	20.575	0.950	59.45
30	44		26 Tony PARKER	Suzuki - Emerald Elevators	2:12.051	5	5	20.627	0.052	59.43
31	121	R	5 Samuel KENT	Suzuki - RAG Racing/ S Kent Construction Ltd	2:13.738	4	4	22.314	1.687	58.68
32	40	R	6 Simon WILKINSON	Suzuki - S P Wilkinson Engineering Ltd	2:15.913	5	5	24.489	2.175	57.74
33	51		27 Andrew DURANT	Suzuki -	2:21.733	3	3	30.309	5.820	55.37
34	415	R	7 Alan HENSBY	Suzuki -	2:22.195	5	5	30.771	0.462	55.19
35	70	R	8 Vanessa GILLAM	Suzuki - No More Straps	2:25.095	5	5	33.671	2.900	54.08
36	144		28 Nick CRONIN	Suzuki - Kite Motorcycles	2:28.626	3	4	37.202	3.531	52.80
37	20	R	9 Steve MALE	Suzuki - ATB Racing	2:32.225	5	5	40.801	3.599	51.55

Cadwell Park
Circuit Length = 2.1800 miles
Start: 10:46 Flag 10:58 End: 11:00

Weather / Track : Cloudy / Drying

These results are provisional until the conclusion of any judicial and technical matters.

Clerk Of Course :	Timekeeper :
-------------------	--------------

Results can be found at www.tsl-timing.com

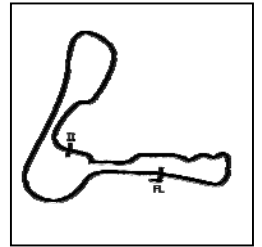
Printed - 11:01 Saturday, 27 April 2019



BMCRC - MRO Championships 2019 - Rnd 3 @ Cadwell Park

MRO Minitwins & BMCRC Rookie Minitwins

QUALIFYING - SECTOR ANALYSIS



SECTOR 1 = FL to I1, SECTOR 2 = I1 to FL, DIFF = Difference To Personal Best Lap, P = Crossed Finish Line in Pit Lane, D = Time Disallowed

P1 26		Glynn DAVIES		Suzuki -		
IDEAL LAP TIME : 1:50.628		BEST LAP TIME : 1:51.424		DIFFERENCE : 0.796		
LAP	SECTOR 1	SECTOR 2	LAP TIME	MPH	DIFF	TIME OF DAY
1 -	1:08.949	47.278	1:56.227	67.52	4.803	10:48:42.149
2 -	1:05.428	46.879	1:52.307	69.88	0.883	10:50:34.456
3 -	1:04.771	46.917	1:51.688 (2)	70.26	0.264	10:52:26.144
4 -	1:04.043	49.020	1:53.063	69.41	1.639	10:54:19.207
5 -	1:04.707	46.717	1:51.424 (1)	70.43		10:56:10.631
6 -	1:05.116	46.585	1:51.701 (3)	70.25	0.277	10:58:02.332

P2 13		Wil GREEN		Suzuki - Faith Fueled Racing		
IDEAL LAP TIME : 1:51.356		BEST LAP TIME : 1:52.029		DIFFERENCE : 0.673		
LAP	SECTOR 1	SECTOR 2	LAP TIME	MPH	DIFF	TIME OF DAY
1 -	1:06.614	47.911	1:54.525 (3)	68.52	2.496	10:48:32.586
2 -	1:04.544	47.485	1:52.029 (1)	70.05		10:50:24.615
3 -	1:03.871	49.578	1:53.449 (2)	69.17	1.420	10:52:18.064
4 -	1:08.846	48.666	1:57.512	66.78	5.483	10:54:15.576

P3 78		Keith POVAH		Suzuki - 78Plate.com ScreenPrinting/SubvertBoardstore.com		
IDEAL LAP TIME : 1:52.611		BEST LAP TIME : 1:52.764		DIFFERENCE : 0.153		
LAP	SECTOR 1	SECTOR 2	LAP TIME	MPH	DIFF	TIME OF DAY
1 -	1:12.160	49.863	2:02.023	64.31	9.259	10:48:47.487
2 -	1:07.424	49.445	1:56.869	67.15	4.105	10:50:44.356
3 -	1:06.319	47.991	1:54.310 (3)	68.65	1.546	10:52:38.666
4 -	1:06.407	47.509	1:53.916 (2)	68.89	1.152	10:54:32.582
5 -	1:06.778	49.241	1:56.019	67.64	3.255	10:56:28.601
6 -	1:05.102	47.662	1:52.764 (1)	69.59		10:58:21.365

P4 56		Jamie INGHAM		Suzuki - Oadby motorcycle services		
IDEAL LAP TIME : 1:52.931		BEST LAP TIME : 1:53.429		DIFFERENCE : 0.498		
LAP	SECTOR 1	SECTOR 2	LAP TIME	MPH	DIFF	TIME OF DAY
1 -	1:19.903	53.212	2:13.115	58.95	19.686	10:49:17.772
2 -	1:09.355	48.229	1:57.584	66.74	4.155	10:51:15.356
3 -	1:06.364	47.176	1:53.540 (2)	69.12	0.111	10:53:08.896
4 -	1:05.755	47.674	1:53.429 (1)	69.18		10:55:02.325
5 -	1:10.092	55.246	2:05.338	62.61	11.909	10:57:07.663
6 -	1:07.326	48.536	1:55.862 (3)	67.73	2.433	10:59:03.525

P5 9		Mark TAYLOR		Suzuki - SDC Performance		
IDEAL LAP TIME : 1:53.548		BEST LAP TIME : 1:53.564		DIFFERENCE : 0.016		
LAP	SECTOR 1	SECTOR 2	LAP TIME	MPH	DIFF	TIME OF DAY
1 -	1:11.538	50.206	2:01.744	64.46	8.180	10:48:46.817
2 -	1:07.984	49.891	1:57.875	66.57	4.311	10:50:44.692
3 -	1:06.280	47.958	1:54.238 (2)	68.69	0.674	10:52:38.930
4 -	1:05.590	47.974	1:53.564 (1)	69.10		10:54:32.494
5 -	1:09.204	50.950	2:00.154	65.31	6.590	10:56:32.648
6 -	1:06.176	48.397	1:54.573 (3)	68.49	1.009	10:58:27.221

P6 74		Daniel SINGLETON		Suzuki - Bambino Developments Racing		
IDEAL LAP TIME : 1:53.354		BEST LAP TIME : 1:53.570		DIFFERENCE : 0.216		
LAP	SECTOR 1	SECTOR 2	LAP TIME	MPH	DIFF	TIME OF DAY
1 -	1:10.023	49.448	1:59.471	65.69	5.901	10:48:38.894
2 -	1:07.659	47.757	1:55.416 (2)	67.99	1.846	10:50:34.310
3 -	1:06.419	47.151	1:53.570 (1)	69.10		10:52:27.880
4 -	1:06.203	49.645	1:55.848 (3)	67.74	2.278	10:54:23.728

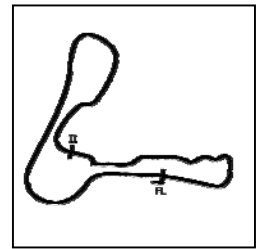
Weather / Track : Cloudy / Drying

Cadwell Park
Circuit Length = 2.1800 miles
Start: 10:46 Flag 10:58 End: 11:00

BMCRC - MRO Championships 2019 - Rnd 3 @ Cadwell Park

MRO Minitwins & BMCRC Rookie Minitwins

QUALIFYING - SECTOR ANALYSIS



SECTOR 1 = FL to I1, SECTOR 2 = I1 to FL, DIFF = Difference To Personal Best Lap, P = Crossed Finish Line in Pit Lane, D = Time Disallowed

P7 232 R		Matt WETHERELL		Suzuki - MSG Racing/Lamonde.com/FWR Tyres			
IDEAL LAP TIME : 1:56.793		BEST LAP TIME : 1:56.793		DIFFERENCE : 0.000			
LAP	SECTOR 1	SECTOR 2	LAP TIME	MPH	DIFF	TIME OF DAY	
1 -	1:16.118	52.378	2:08.496	61.07	11.703	10:48:53.994	
2 -	1:10.971	50.433	2:01.404	64.64	4.611	10:50:55.398	
3 -	1:11.116	49.613	2:00.729	65.00	3.936	10:52:56.127	
4 -	1:07.876	50.861	1:58.737 (3)	66.09	1.944	10:54:54.864	
5 -	1:07.901	49.597	1:57.498 (2)	66.79	0.705	10:56:52.362	
6 -	1:07.570	49.223	1:56.793 (1)	67.19		10:58:49.155	

P8 19		Kevin LILLEY		Suzuki - Vanson Leathers			
IDEAL LAP TIME : 1:56.643		BEST LAP TIME : 1:56.970		DIFFERENCE : 0.327			
LAP	SECTOR 1	SECTOR 2	LAP TIME	MPH	DIFF	TIME OF DAY	
1 -	1:15.352	55.448	2:10.800	60.00	13.830	10:49:46.032	
2 -	1:13.202	52.397	2:05.599	62.48	8.629	10:51:51.631	
3 -	1:12.367	49.672	2:02.039	64.30	5.069	10:53:53.670	
4 -	1:08.612	48.358	1:56.970 (1)	67.09		10:55:50.640	
5 -	1:08.285	48.801	1:57.086 (2)	67.02	0.116	10:57:47.726	
6 -	1:09.557	49.192	1:58.749 (3)	66.08	1.779	10:59:46.475	

P9 142		Chris KENT		Suzuki - More moto			
IDEAL LAP TIME : 1:56.788		BEST LAP TIME : 1:57.031		DIFFERENCE : 0.243			
LAP	SECTOR 1	SECTOR 2	LAP TIME	MPH	DIFF	TIME OF DAY	
1 -	1:17.584	53.106	2:10.690	60.05	13.659	10:48:55.589	
2 -	1:10.709	49.817	2:00.526	65.11	3.495	10:50:56.115	
3 -	1:09.594	49.383	1:58.977	65.96	1.946	10:52:55.092	
4 -	1:07.799	50.295	1:58.094 (2)	66.45	1.063	10:54:53.186	
5 -	1:08.028	49.003	1:57.031 (1)	67.05		10:56:50.217	
6 -	1:07.785	50.490	1:58.275 (3)	66.35	1.244	10:58:48.492	

P10 156		Michael STONE		Suzuki -			
IDEAL LAP TIME : 1:57.076		BEST LAP TIME : 1:57.357		DIFFERENCE : 0.281			
LAP	SECTOR 1	SECTOR 2	LAP TIME	MPH	DIFF	TIME OF DAY	
1 -	1:23.803	58.150	2:21.953	55.28	24.596	10:49:24.259	
2 -	1:12.832	52.484	2:05.316	62.62	7.959	10:51:29.575	
3 -	1:11.151	51.219	2:02.370	64.13	5.013	10:53:31.945	
4 -	1:09.414	50.096	1:59.510 (3)	65.66	2.153	10:55:31.455	
5 -	1:07.213	51.172	1:58.385 (2)	66.29	1.028	10:57:29.840	
6 -	1:07.494	49.863	1:57.357 (1)	66.87		10:59:27.197	

P11 184		David TWYFORD		Suzuki -			
IDEAL LAP TIME : 1:59.325		BEST LAP TIME : 1:59.325		DIFFERENCE : 0.000			
LAP	SECTOR 1	SECTOR 2	LAP TIME	MPH	DIFF	TIME OF DAY	
1 -	1:25.163	1:00.546	2:25.709	53.86	26.384	10:49:27.129	
2 -	1:14.807	52.977	2:07.784	61.41	8.459	10:51:34.913	
3 -	1:11.067	50.575	2:01.642 (3)	64.51	2.317	10:53:36.555	
4 -	1:09.346	49.979	1:59.325 (1)	65.77		10:55:35.880	
5 -	1:10.115	50.936	2:01.051 (2)	64.83	1.726	10:57:36.931	
6 -	1:12.390	51.405	2:03.795	63.39	4.470	10:59:40.726	

P12 59		Martin FOORD		Suzuki - Zero-59RACING			
IDEAL LAP TIME : 1:59.350		BEST LAP TIME : 1:59.350		DIFFERENCE : 0.000			
LAP	SECTOR 1	SECTOR 2	LAP TIME	MPH	DIFF	TIME OF DAY	
1 -	1:19.005	56.819	2:15.824	57.78	16.474	10:49:29.142	
2 -	1:14.603	51.624	2:06.227	62.17	6.877	10:51:35.369	
3 -	1:11.119	50.802	2:01.921 (3)	64.37	2.571	10:53:37.290	
4 -	1:09.859	50.411	2:00.270 (2)	65.25	0.920	10:55:37.560	
5 -	1:09.091	50.259	1:59.350 (1)	65.75		10:57:36.910	

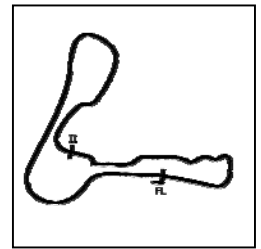
Weather / Track : Cloudy / Drying

Cadwell Park
Circuit Length = 2.1800 miles
Start: 10:46 Flag 10:58 End: 11:00

BMCRC - MRO Championships 2019 - Rnd 3 @ Cadwell Park

MRO Minitwins & BMCRC Rookie Minitwins

QUALIFYING - SECTOR ANALYSIS



SECTOR 1 = FL to I1, SECTOR 2 = I1 to FL, DIFF = Difference To Personal Best Lap, P = Crossed Finish Line in Pit Lane, D = Time Disallowed

6 - 1:11.835 51.542 2:03.377 63.61 4.027 10:59:40.287

P13 69		Danny HUSKINSON		Suzuki - art of racing			
IDEAL LAP TIME : 1:58.459		BEST LAP TIME : 1:59.364		DIFFERENCE : 0.905			
LAP	SECTOR 1	SECTOR 2	LAP TIME	MPH	DIFF	TIME OF DAY	
1 -	1:18.299	53.571	2:11.870	59.51	12.506	10:48:58.624	
2 -	1:10.666	50.574	2:01.240	64.73	1.876	10:50:59.864	
3 -	1:08.870	50.813	1:59.683 (2)	65.57	0.319	10:52:59.547	
4 -	1:12.140	50.565	2:02.705	63.95	3.341	10:55:02.252	
5 -	1:08.754	51.766	2:00.520 (3)	65.11	1.156	10:57:02.772	
6 -	1:09.659	49.705	1:59.364 (1)	65.74		10:59:02.136	

P14 81		Malvern MAY		Suzuki -			
IDEAL LAP TIME : 2:01.170		BEST LAP TIME : 2:01.170		DIFFERENCE : 0.000			
LAP	SECTOR 1	SECTOR 2	LAP TIME	MPH	DIFF	TIME OF DAY	
1 -	1:19.369	57.280	2:16.649	57.43	15.479	10:49:38.012	
2 -	1:14.244	54.159	2:08.403	61.12	7.233	10:51:46.415	
3 -	1:13.306	50.989	2:04.295 (2)	63.14	3.125	10:53:50.710	
4 -	1:11.615	53.328	2:04.943 (3)	62.81	3.773	10:55:55.653	
5 -	1:10.715	50.455	2:01.170 (1)	64.76		10:57:56.823	
6 -	1:11.787	55.184	2:06.971	61.80	5.801	11:00:03.794	

P15 0		Luke STANLEY		Suzuki - Urban Race Tribe			
IDEAL LAP TIME : 2:01.675		BEST LAP TIME : 2:01.675		DIFFERENCE : 0.000			
LAP	SECTOR 1	SECTOR 2	LAP TIME	MPH	DIFF	TIME OF DAY	
1 -	1:18.195	55.960	2:14.155	58.49	12.480	10:49:27.887	
2 -	1:16.910	51.787	2:08.697	60.98	7.022	10:51:36.584	
3 -	1:13.957	50.517	2:04.474 (3)	63.04	2.799	10:53:41.058	
4 -	1:11.487	50.188	2:01.675 (1)	64.50		10:55:42.733	
5 -	1:12.718	51.086	2:03.804 (2)	63.39	2.129	10:57:46.537	

P16 192		Daniel MOFFA		Suzuki - DM Racing			
IDEAL LAP TIME : 2:02.545		BEST LAP TIME : 2:02.545		DIFFERENCE : 0.000			
LAP	SECTOR 1	SECTOR 2	LAP TIME	MPH	DIFF	TIME OF DAY	
1 -	1:24.081	58.490	2:22.571	55.04	20.026	10:49:30.611	
2 -	1:20.655	54.567	2:15.222	58.03	12.677	10:51:45.833	
3 -	1:14.426	53.109	2:07.535	61.53	4.990	10:53:53.368	
4 -	1:13.045	52.210	2:05.255 (2)	62.65	2.710	10:55:58.623	
5 -	1:11.120	51.425	2:02.545 (1)	64.04		10:58:01.168	
6 -	1:11.364	54.680	2:06.044 (3)	62.26	3.499	11:00:07.212	

P17 191		Daniel GOOD		Suzuki - KEP services			
IDEAL LAP TIME : 2:02.609		BEST LAP TIME : 2:02.681		DIFFERENCE : 0.072			
LAP	SECTOR 1	SECTOR 2	LAP TIME	MPH	DIFF	TIME OF DAY	
1 -	1:21.623	1:01.480	2:23.103	54.84	20.422	10:49:46.206	
2 -	1:19.855	58.206	2:18.061	56.84	15.380	10:52:04.267	
3 -	1:16.001	53.990	2:09.991 (3)	60.37	7.310	10:54:14.258	
4 -	1:11.208	51.473	2:02.681 (1)	63.97		10:56:16.939	
5 -	1:12.775	51.401	2:04.176 (2)	63.20	1.495	10:58:21.115	

P18 194		Simon GARDNER		Kawasaki - Utllergy			
IDEAL LAP TIME : 2:02.760		BEST LAP TIME : 2:02.760		DIFFERENCE : 0.000			
LAP	SECTOR 1	SECTOR 2	LAP TIME	MPH	DIFF	TIME OF DAY	
1 -	1:23.801	1:01.054	2:24.855	54.17	22.095	10:49:34.079	
2 -	1:19.622	58.068	2:17.690	56.99	14.930	10:51:51.769	
3 -	1:16.524	53.864	2:10.388 (3)	60.19	7.628	10:54:02.157	
4 -	1:11.495	52.136	2:03.631 (2)	63.47	0.871	10:56:05.788	
5 -	1:11.358	51.402	2:02.760 (1)	63.93		10:58:08.548	

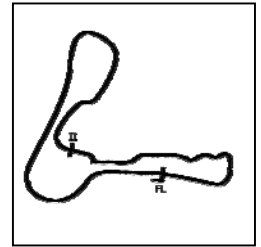
Weather / Track : Cloudy / Drying

Cadwell Park
Circuit Length = 2.1800 miles
Start: 10:46 Flag 10:58 End: 11:00

BMCRC - MRO Championships 2019 - Rnd 3 @ Cadwell Park

MRO Minitwins & BMCRC Rookie Minitwins

QUALIFYING - SECTOR ANALYSIS



SECTOR 1 = FL to I1, SECTOR 2 = I1 to FL, DIFF = Difference To Personal Best Lap, P = Crossed Finish Line in Pit Lane, D = Time Disallowed

P19 76		Phillip RODGERS		Suzuki - pinbadgelab.co.uk		
IDEAL LAP TIME : 2:02.873		BEST LAP TIME : 2:03.526		DIFFERENCE : 0.653		
LAP	SECTOR 1	SECTOR 2	LAP TIME	MPH	DIFF	TIME OF DAY
1 -	1:16.610	54.525	2:11.135	59.84	7.609	10:49:47.113
2 -	1:14.336	53.366	2:07.702	61.45	4.176	10:51:54.815
3 -	1:12.475	51.390	2:03.865 (2)	63.35	0.339	10:53:58.680
4 -	1:11.483	52.043	2:03.526 (1)	63.53		10:56:02.206
5 -	1:11.812	53.114	2:04.926 (3)	62.82	1.400	10:58:07.132

P20 34 R		Dan THOMAS		Suzuki -		
IDEAL LAP TIME : 2:03.353		BEST LAP TIME : 2:03.536		DIFFERENCE : 0.183		
LAP	SECTOR 1	SECTOR 2	LAP TIME	MPH	DIFF	TIME OF DAY
1 -	1:18.326	56.123	2:14.449	58.37	10.913	10:49:06.168
2 -	1:15.359	53.623	2:08.982	60.84	5.446	10:51:15.150
3 -	1:13.235	52.370	2:05.605 (2)	62.48	2.069	10:53:20.755
4 -	1:12.030	51.506	2:03.536 (1)	63.52		10:55:24.291
5 -	1:11.847	56.873	2:08.720	60.97	5.184	10:57:33.011
6 -	1:14.796	52.542	2:07.338 (3)	61.63	3.802	10:59:40.349

P21 171		Colin CLUNE		Suzuki -		
IDEAL LAP TIME : 2:03.348		BEST LAP TIME : 2:03.702		DIFFERENCE : 0.354		
LAP	SECTOR 1	SECTOR 2	LAP TIME	MPH	DIFF	TIME OF DAY
1 -	1:18.437	54.578	2:13.015	59.00	9.313	10:49:20.142
2 -	1:11.798	52.131	2:03.929 (3)	63.32	0.227	10:51:24.071
3 -	1:13.007	51.852	2:04.859	62.85	1.157	10:53:28.930
4 -	1:12.110	51.592	2:03.702 (1)	63.44		10:55:32.632
5 -	1:11.756	52.109	2:03.865 (2)	63.35	0.163	10:57:36.497
6 -	1:13.316	54.313	2:07.629	61.49	3.927	10:59:44.126

P22 17 R		Tommy DOWNES		Suzuki - Ray Gnarley/ MoreMoto		
IDEAL LAP TIME : 2:03.874		BEST LAP TIME : 2:03.874		DIFFERENCE : 0.000		
LAP	SECTOR 1	SECTOR 2	LAP TIME	MPH	DIFF	TIME OF DAY
1 -	1:16.107	52.214	2:08.321	61.15	4.447	10:48:50.385
2 -	1:12.895	51.622	2:04.517 (2)	63.02	0.643	10:50:54.902
3 -	1:12.777	51.097	2:03.874 (1)	63.35		10:52:58.776
4 -	1:13.669	52.912	2:06.581 (3)	62.00	2.707	10:55:05.357
5 -	1:17.048	53.788	2:10.836	59.98	6.962	10:57:16.193
6 -	1:14.818	52.454	2:07.272	61.66	3.398	10:59:23.465

P23 48		Shaun WALLIS		Suzuki - Walling Tyres		
IDEAL LAP TIME : 2:04.068		BEST LAP TIME : 2:04.068		DIFFERENCE : 0.000		
LAP	SECTOR 1	SECTOR 2	LAP TIME	MPH	DIFF	TIME OF DAY
1 -	1:22.739	57.897	2:20.636	55.80	16.568	10:49:27.340
2 -	1:17.571	52.439	2:10.010	60.36	5.942	10:51:37.350
3 -	1:14.563	52.302	2:06.865 (3)	61.86	2.797	10:53:44.215
4 -	1:12.887	51.181	2:04.068 (1)	63.25		10:55:48.283
5 -	1:12.959	52.149	2:05.108 (2)	62.73	1.040	10:57:53.391
6 -	1:14.457	56.987	2:11.444	59.70	7.376	11:00:04.835

P24 43		Robert DAVIE		Suzuki -		
IDEAL LAP TIME : 2:05.161		BEST LAP TIME : 2:05.161		DIFFERENCE : 0.000		
LAP	SECTOR 1	SECTOR 2	LAP TIME	MPH	DIFF	TIME OF DAY
1 -	1:25.600	58.488	2:24.088	54.46	18.927	10:49:25.952
2 -	1:15.547	53.559	2:09.106	60.78	3.945	10:51:35.058
3 -	1:15.946	53.139	2:09.085 (3)	60.79	3.924	10:53:44.143
4 -	1:13.690	52.490	2:06.180 (2)	62.19	1.019	10:55:50.323
5 -	1:12.749	52.412	2:05.161 (1)	62.70		10:57:55.484
6 -	1:13.795	56.394	2:10.189	60.28	5.028	11:00:05.673

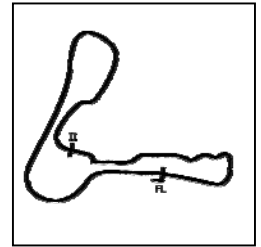
Weather / Track : Cloudy / Drying

Cadwell Park
Circuit Length = 2.1800 miles
Start: 10:46 Flag 10:58 End: 11:00

BMCRC - MRO Championships 2019 - Rnd 3 @ Cadwell Park

MRO Minitwins & BMCRC Rookie Minitwins

QUALIFYING - SECTOR ANALYSIS



SECTOR 1 = FL to I1, SECTOR 2 = I1 to FL, DIFF = Difference To Personal Best Lap, P = Crossed Finish Line in Pit Lane, D = Time Disallowed

P25 141 R	Dean HOLLAND		Suzuki - Pristine clean and valeting			
IDEAL LAP TIME : 2:06.144	BEST LAP TIME : 2:06.144		DIFFERENCE : 0.000			

LAP	SECTOR 1	SECTOR 2	LAP TIME	MPH	DIFF	TIME OF DAY
1 -	1:21.592	1:01.635	2:23.227	54.79	17.083	10:49:47.085
2 -	1:19.876	58.456	2:18.332 (3)	56.73	12.188	10:52:05.417
3 -	1:21.746	57.283	2:19.029	56.44	12.885	10:54:24.446
4 -	1:15.188	53.207	2:08.395 (2)	61.12	2.251	10:56:32.841
5 -	1:13.412	52.732	2:06.144 (1)	62.21		10:58:38.985

P26 84	Ricardo BRANCO		Suzuki - IMP Racing			
IDEAL LAP TIME : 2:06.439	BEST LAP TIME : 2:07.688		DIFFERENCE : 1.249			

LAP	SECTOR 1	SECTOR 2	LAP TIME	MPH	DIFF	TIME OF DAY
1 -	1:26.828	57.866	2:24.694	54.23	17.006	10:49:29.013
2 -	1:23.648	58.634	2:22.282	55.15	14.594	10:51:51.295
3 -	1:18.825	54.621	2:13.446 (3)	58.81	5.758	10:54:04.741
4 -	1:15.595	52.093	2:07.688 (1)	61.46		10:56:12.429
5 -	1:14.346	53.557	2:07.903 (2)	61.35	0.215	10:58:20.332

P27 182	Kyle PHILLIPS		Suzuki - Chief Safety Consultancy			
IDEAL LAP TIME : 2:10.057	BEST LAP TIME : 2:10.057		DIFFERENCE : 0.000			

LAP	SECTOR 1	SECTOR 2	LAP TIME	MPH	DIFF	TIME OF DAY
1 -	1:24.731	59.080	2:23.811	54.57	13.754	10:49:56.415
2 -	1:20.611	55.623	2:16.234	57.60	6.177	10:52:12.649
3 -	1:17.112	55.790	2:12.902 (2)	59.05	2.845	10:54:25.551
4 -	1:17.450	56.166	2:13.616 (3)	58.73	3.559	10:56:39.167
5 -	1:17.020	53.037	2:10.057 (1)	60.34		10:58:49.224

P28 126	Damien LECHAUVE		Suzuki -			
IDEAL LAP TIME : 2:10.934	BEST LAP TIME : 2:11.049		DIFFERENCE : 0.115			

LAP	SECTOR 1	SECTOR 2	LAP TIME	MPH	DIFF	TIME OF DAY
1 -	1:23.792	1:00.929	2:24.721	54.22	13.672	10:49:44.461
2 -	1:21.963	58.659	2:20.622	55.80	9.573	10:52:05.083
3 -	1:16.199	54.850	2:11.049 (1)	59.88		10:54:16.132
4 -	1:19.169	55.833	2:15.002 (3)	58.13	3.953	10:56:31.134
5 -	1:16.493	54.735	2:11.228 (2)	59.80	0.179	10:58:42.362

P29 199	Michael FROST		Suzuki -			
IDEAL LAP TIME : 2:11.380	BEST LAP TIME : 2:11.999		DIFFERENCE : 0.619			

LAP	SECTOR 1	SECTOR 2	LAP TIME	MPH	DIFF	TIME OF DAY
1 -	1:28.299	59.128	2:27.427	53.23	15.428	10:49:28.144
2 -	1:23.935	58.929	2:22.864	54.93	10.865	10:51:51.008
3 -	1:18.804	54.780	2:13.584 (3)	58.75	1.585	10:54:04.592
4 -	1:17.813	54.186	2:11.999 (1)	59.45		10:56:16.591
5 -	1:17.194	54.853	2:12.047 (2)	59.43	0.048	10:58:28.638

P30 44	Tony PARKER		Suzuki - Emerald Elevators			
IDEAL LAP TIME : 2:12.051	BEST LAP TIME : 2:12.051		DIFFERENCE : 0.000			

LAP	SECTOR 1	SECTOR 2	LAP TIME	MPH	DIFF	TIME OF DAY
1 -	1:26.705	59.323	2:26.028	53.74	13.977	10:50:02.417
2 -	1:22.084	1:03.306	2:25.390	53.97	13.339	10:52:27.807
3 -	1:18.573	55.734	2:14.307 (3)	58.43	2.256	10:54:42.114
4 -	1:19.097	54.884	2:13.981 (2)	58.57	1.930	10:56:56.095
5 -	1:17.404	54.647	2:12.051 (1)	59.43		10:59:08.146

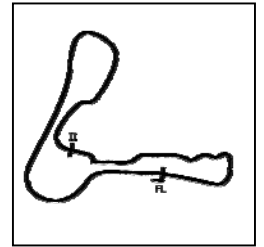
Weather / Track : Cloudy / Drying

Cadwell Park
Circuit Length = 2.1800 miles
Start: 10:46 Flag 10:58 End: 11:00

BMCRC - MRO Championships 2019 - Rnd 3 @ Cadwell Park

MRO Minitwins & BMCRC Rookie Minitwins

QUALIFYING - SECTOR ANALYSIS



SECTOR 1 = FL to I1, SECTOR 2 = I1 to FL, DIFF = Difference To Personal Best Lap, P = Crossed Finish Line in Pit Lane, D = Time Disallowed

P31 121 R		Samuel KENT		Suzuki - RAG Racing/ S Kent Construction Ltd			
IDEAL LAP TIME : 2:13.738		BEST LAP TIME : 2:13.738		DIFFERENCE : 0.000			
LAP	SECTOR 1	SECTOR 2	LAP TIME	MPH	DIFF	TIME OF DAY	
1 -	1:26.570	59.363	2:25.933	53.77	12.195	10:49:42.580	
2 -	1:23.160	57.831	2:20.991 (2)	55.66	7.253	10:52:03.571	
3 -	1:24.168	57.408	2:21.576 (3)	55.43	7.838	10:54:25.147	
4 -	1:16.701	57.037	2:13.738 (1)	58.68		10:56:38.885	

P32 40 R		Simon WILKINSON		Suzuki - S P Wilkinson Engineering Ltd			
IDEAL LAP TIME : 2:15.913		BEST LAP TIME : 2:15.913		DIFFERENCE : 0.000			
LAP	SECTOR 1	SECTOR 2	LAP TIME	MPH	DIFF	TIME OF DAY	
1 -	1:27.721	1:00.664	2:28.385	52.88	12.472	10:49:41.913	
2 -	1:23.454	57.686	2:21.140 (3)	55.60	5.227	10:52:03.053	
3 -	1:23.792	57.798	2:21.590	55.42	5.677	10:54:24.643	
4 -	1:20.882	56.148	2:17.030 (2)	57.27	1.117	10:56:41.673	
5 -	1:20.136	55.777	2:15.913 (1)	57.74		10:58:57.586	

P33 51		Andrew DURANT		Suzuki -			
IDEAL LAP TIME : 2:21.530		BEST LAP TIME : 2:21.733		DIFFERENCE : 0.203			
LAP	SECTOR 1	SECTOR 2	LAP TIME	MPH	DIFF	TIME OF DAY	
1 -	1:31.090	1:01.375	2:32.465 (3)	51.47	10.732	10:49:39.923	
2 -	1:23.174	58.870	2:22.044 (2)	55.25	0.311	10:52:01.967	
3 -	1:23.377	58.356	2:21.733 (1)	55.37		10:54:23.700	

P34 415 R		Alan HENSBY		Suzuki -			
IDEAL LAP TIME : 2:21.944		BEST LAP TIME : 2:22.195		DIFFERENCE : 0.251			
LAP	SECTOR 1	SECTOR 2	LAP TIME	MPH	DIFF	TIME OF DAY	
1 -	1:29.225	1:01.969	2:31.194	51.90	8.999	10:49:25.663	
2 -	1:26.215	59.454	2:25.669	53.87	3.474	10:51:51.332	
3 -	1:25.189	59.546	2:24.735 (3)	54.22	2.540	10:54:16.067	
4 -	1:24.553	58.036	2:22.589 (2)	55.03	0.394	10:56:38.656	
5 -	1:23.908	58.287	2:22.195 (1)	55.19		10:59:00.851	

P35 70 R		Vanessa GILLAM		Suzuki - No More Straps			
IDEAL LAP TIME : 2:25.095		BEST LAP TIME : 2:25.095		DIFFERENCE : 0.000			
LAP	SECTOR 1	SECTOR 2	LAP TIME	MPH	DIFF	TIME OF DAY	
1 -	1:29.313	1:06.708	2:36.021	50.30	10.926	10:49:29.419	
2 -	1:29.008	1:01.736	2:30.744 (3)	52.06	5.649	10:52:00.163	
3 -	1:29.374	1:04.231	2:33.605	51.09	8.510	10:54:33.768	
4 -	1:27.834	1:02.017	2:29.851 (2)	52.37	4.756	10:57:03.619	
5 -	1:23.914	1:01.181	2:25.095 (1)	54.08		10:59:28.714	

P36 144		Nick CRONIN		Suzuki - Kite Motorcycles			
IDEAL LAP TIME : 2:28.382		BEST LAP TIME : 2:28.626		DIFFERENCE : 0.244			
LAP	SECTOR 1	SECTOR 2	LAP TIME	MPH	DIFF	TIME OF DAY	
1 -	1:32.157	1:01.709	2:33.866	51.00	5.240	10:49:56.801	
2 -	1:27.216	1:03.761	2:30.977 (2)	51.98	2.351	10:52:27.778	
3 -	1:27.460	1:01.166	2:28.626 (1)	52.80		10:54:56.404	
4 -	1:29.728	1:02.797	2:32.525 (3)	51.45	3.899	10:57:28.929	

P37 20 R		Steve MALE		Suzuki - ATB Racing			
IDEAL LAP TIME : 2:31.681		BEST LAP TIME : 2:32.225		DIFFERENCE : 0.544			
LAP	SECTOR 1	SECTOR 2	LAP TIME	MPH	DIFF	TIME OF DAY	
1 -	1:41.301	1:06.578	2:47.879	46.74	15.654	10:49:46.410	
2 -	1:36.301	1:04.737	2:41.038	48.73	8.813	10:52:27.448	
3 -	1:32.013	1:03.057	2:35.070 (3)	50.60	2.845	10:55:02.518	
4 -	1:29.715	1:03.184	2:32.899 (2)	51.32	0.674	10:57:35.417	

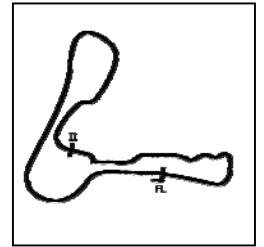
Weather / Track : Cloudy / Drying

Cadwell Park
Circuit Length = 2.1800 miles
Start: 10:46 Flag 10:58 End: 11:00

BMCRC - MRO Championships 2019 - Rnd 3 @ Cadwell Park

MRO Minitwins & BMCRC Rookie Minitwins

QUALIFYING - SECTOR ANALYSIS



SECTOR 1 = FL to I1, SECTOR 2 = I1 to FL, DIFF = Difference To Personal Best Lap, P = Crossed Finish Line in Pit Lane, D = Time Disallowed

5 - **1:28.624**

1:03.601

2:32.225 (1) 51.55

11:00:07.642

BMCRC - MRO Championships 2019 - Rnd 3 @ Cadwell Park

MRO Minitwins & BMCRC Rookie Minitwins

QUALIFYING - BEST SECTORS

SECTOR 1			SECTOR 2			IDEAL / BEST COMPARISON						
POS	NO	NAME	TIME	NO	NAME	TIME	POS	NO	NAME	IDEAL	BEST	DIFF
									PERFECT LAP	1:50.456		
1	13	GREEN	1:03.871	26	DAVIES	46.585	1	26	DAVIES	1:50.628	1:51.424	0.796
2	26	DAVIES	1:04.043	74	SINGLETON	47.151	2	13	GREEN	1:51.356	1:52.029	0.673
3	78	POVAH	1:05.102	56	INGHAM	47.176	3	78	POVAH	1:52.611	1:52.764	0.153
4	9	TAYLOR	1:05.590	13	GREEN	47.485	4	56	INGHAM	1:52.931	1:53.429	0.498
5	56	INGHAM	1:05.755	78	POVAH	47.509	5	74	SINGLETON	1:53.354	1:53.570	0.216
6	74	SINGLETON	1:06.203	9	TAYLOR	47.958	6	9	TAYLOR	1:53.548	1:53.564	0.016
7	156	STONE	1:07.213	19	LILLEY	48.358	7	19	LILLEY	1:56.643	1:56.970	0.327
8	232	WETHERELL	1:07.570	142	KENT	49.003	8	142	KENT	1:56.788	1:57.031	0.243
9	142	KENT	1:07.785	232	WETHERELL	49.223	9	232	WETHERELL	1:56.793	1:56.793	0.000
10	19	LILLEY	1:08.285	69	HUSKINSON	49.705	10	156	STONE	1:57.076	1:57.357	0.281
11	69	HUSKINSON	1:08.754	156	STONE	49.863	11	69	HUSKINSON	1:58.459	1:59.364	0.905
12	59	FOORD	1:09.091	184	TWYFORD	49.979	12	184	TWYFORD	1:59.325	1:59.325	0.000
13	184	TWYFORD	1:09.346	0	STANLEY	50.188	13	59	FOORD	1:59.350	1:59.350	0.000
14	81	MAY	1:10.715	59	FOORD	50.259	14	81	MAY	2:01.170	2:01.170	0.000
15	192	MOFFA	1:11.120	81	MAY	50.455	15	0	STANLEY	2:01.675	2:01.675	0.000
16	191	GOOD	1:11.208	17	DOWNES	51.097	16	192	MOFFA	2:02.545	2:02.545	0.000
17	194	GARDNER	1:11.358	48	WALLIS	51.181	17	191	GOOD	2:02.609	2:02.681	0.072
18	76	RODGERS	1:11.483	76	RODGERS	51.390	18	194	GARDNER	2:02.760	2:02.760	0.000
19	0	STANLEY	1:11.487	191	GOOD	51.401	19	76	RODGERS	2:02.873	2:03.526	0.653
20	171	CLUNE	1:11.756	194	GARDNER	51.402	20	171	CLUNE	2:03.348	2:03.702	0.354
21	34	THOMAS	1:11.847	192	MOFFA	51.425	21	34	THOMAS	2:03.353	2:03.536	0.183
22	43	DAVIE	1:12.749	34	THOMAS	51.506	22	17	DOWNES	2:03.874	2:03.874	0.000
23	17	DOWNES	1:12.777	171	CLUNE	51.592	23	48	WALLIS	2:04.068	2:04.068	0.000
24	48	WALLIS	1:12.887	84	BRANCO	52.093	24	43	DAVIE	2:05.161	2:05.161	0.000
25	141	HOLLAND	1:13.412	43	DAVIE	52.412	25	141	HOLLAND	2:06.144	2:06.144	0.000
26	84	BRANCO	1:14.346	141	HOLLAND	52.732	26	84	BRANCO	2:06.439	2:07.688	1.249
27	126	LECHAUVE	1:16.199	182	PHILLIPS	53.037	27	182	PHILLIPS	2:10.057	2:10.057	0.000
28	121	KENT	1:16.701	199	FROST	54.186	28	126	LECHAUVE	2:10.934	2:11.049	0.115
29	182	PHILLIPS	1:17.020	44	PARKER	54.647	29	199	FROST	2:11.380	2:11.999	0.619
30	199	FROST	1:17.194	126	LECHAUVE	54.735	30	44	PARKER	2:12.051	2:12.051	0.000
31	44	PARKER	1:17.404	40	WILKINSON	55.777	31	121	KENT	2:13.738	2:13.738	0.000
32	40	WILKINSON	1:20.136	121	KENT	57.037	32	40	WILKINSON	2:15.913	2:15.913	0.000
33	51	DURANT	1:23.174	415	HENSBY	58.036	33	51	DURANT	2:21.530	2:21.733	0.203
34	415	HENSBY	1:23.908	51	DURANT	58.356	34	415	HENSBY	2:21.944	2:22.195	0.251
35	70	GILLAM	1:23.914	144	CRONIN	1:01.166	35	70	GILLAM	2:25.095	2:25.095	0.000
36	144	CRONIN	1:27.216	70	GILLAM	1:01.181	36	144	CRONIN	2:28.382	2:28.626	0.244
37	20	MALE	1:28.624	20	MALE	1:03.057	37	20	MALE	2:31.681	2:32.225	0.544

Weather / Track : Cloudy / Drying

Results can be found at www.tsl-timing.com

Cadwell Park

Circuit Length = 2.1800 miles

Start: 10:46 Flag 10:58 End: 11:00

Printed - 11:02 Saturday, 27 April 2019

BMCRC - MRO Championships 2019 - Rnd 3 @ Cadwell Park



MRO Minitwins & BMCRC Rookie Minitwins

RACE 6 - GRID (7 Laps)

ROW 13	37	2:32.225	20	Steve MALE	1		1						
ROW 12		2:22.195	34	415	Alan HENSBY	35	2:25.095	70	Vanessa GILLAM	36	2:28.626	144	Nick CRONIN
ROW 11	31	2:13.738	121	Samuel KENT	32	2:15.913	40	Simon WILKINSON	33	2:21.733	51	Andrew DURANT	
ROW 10		2:11.049	28	126	Damien LECHAUVE	29	2:11.999	199	Michael FROST	30	2:12.051	44	Tony PARKER
ROW 9	25	2:06.144	141	Dean HOLLAND	26	2:07.688	84	Ricardo BRANCO	27	2:10.057	182	Kyle PHILLIPS	
ROW 8		2:03.874	22	17	Tommy DOWNES	23	2:04.068	48	Shaun WALLIS	24	2:05.161	43	Robert DAVIE
ROW 7	19	2:03.526	76	Phillip RODGERS	20	2:03.536	34	Dan THOMAS	21	2:03.702	171	Colin CLUNE	
ROW 6		2:02.545	16	192	Daniel MOFFA	17	2:02.681	191	Daniel GOOD	18	2:02.760	194	Simon GARDNER
ROW 5	13	1:59.364	69	Danny HUSKINSON	14	2:01.170	81	Malvern MAY	15	2:01.675	0	Luke STANLEY	
ROW 4		1:57.357	10	156	Michael STONE	11	1:59.325	184	David TWYFORD	12	1:59.350	59	Martin FOORD
ROW 3	7	1:56.793	232	Matt WETHERELL	8	1:56.970	19	Kevin LILLEY	9	1:57.031	142	Chris KENT	
ROW 2		1:53.429	4	56	Jamie INGHAM	5	1:53.564	9	Mark TAYLOR	6	1:53.570	74	Daniel SINGLETON
ROW 1	1	1:51.424	26	Glynn DAVIES	2	1:52.029	13	Wii GREEN	3	1:52.764	78	Keith POVAH	
				Pole									

Cadwell Park
Circuit Length = 2.1800 miles

These results are provisional until the conclusion of any judicial and technical matters.

Clerk Of Course :		Timekeeper :
-------------------	--	--------------

Results can be found at www.tsl-timing.com

Printed - 11:04 Saturday, 27 April 2019



BMCRC - MRO Championships 2019 - Rnd 3 @ Cadwell Park



MRO Minitwins & BMCRC Rookie Minitwins

RACE 6 - CLASSIFICATION

POS	NO	CL	PIC NAME	ENTRY	LAPS	TIME	GAP	DIFF	MPH	BEST	ON
1	26		1 Glynn DAVIES	Suzuki -	6	11:17.157			69.53	1:50.945	3
2	78		2 Keith POVAH	Suzuki - 78Plate.com ScreenPrinting/SubvertBoards	6	11:19.169	2.012	2.012	69.33	1:51.934	3
3	13		3 Wil GREEN	Suzuki - Faith Fueled Racing	6	11:23.859	6.702	4.690	68.85	1:51.871	3
4	74		4 Daniel SINGLETON	Suzuki - Bambino Developments Racing	6	11:34.602	17.445	10.743	67.79	1:53.088	6
5	19		5 Kevin LILLEY	Suzuki - Vanson Leathers	6	11:48.719	31.562	14.117	66.44	1:53.141	6
6	232	R	1 Matt WETHERELL	Suzuki - MSG Racing/Lamonde.com/FWR Tyres	6	11:48.881	31.724	0.162	66.42	1:53.026	6
7	184		6 David TWYFORD	Suzuki -	6	11:55.305	38.148	6.424	65.82	1:55.946	6
8	69		7 Danny HUSKINSON	Suzuki - art of racing	6	11:56.050	38.893	0.745	65.76	1:56.612	6
9	156		8 Michael STONE	Suzuki -	6	12:09.289	52.132	13.239	64.56	1:57.896	3
10	0		9 Luke STANLEY	Suzuki - Urban Race Tribe	5	10:26.220	1 Lap	1 Lap	62.66	2:00.661	3
11	17	R	2 Tommy DOWNES	Suzuki - Ray Gnarley/ MoreMoto	5	10:26.372	1 Lap	0.152	62.64	2:01.249	4
12	191		10 Daniel GOOD	Suzuki - KEP services	5	10:39.513	1 Lap	13.141	61.35	2:03.353	3
13	194	R	3 Simon GARDNER	Kawasaki - Utillery	5	10:40.156	1 Lap	0.643	61.29	2:04.623	2
14	76		11 Phillip RODGERS	Suzuki - pinbadgelab.co.uk	5	10:40.350	1 Lap	0.194	61.27	2:03.263	5
15	34	R	4 Dan THOMAS	Suzuki -	5	10:41.220	1 Lap	0.870	61.19	2:04.504	5
16	171		12 Colin CLUNE	Suzuki -	5	10:41.727	1 Lap	0.507	61.14	2:03.882	5
17	81		13 Malvern MAY	Suzuki -	5	10:42.467	1 Lap	0.740	61.07	2:03.764	3
18	192		14 Daniel MOFFA	Suzuki - DM Racing	5	10:43.125	1 Lap	0.658	61.01	2:04.353	5
19	43		15 Robert DAVIE	Suzuki -	5	11:04.588	1 Lap	21.463	59.04	2:08.170	3
20	48		16 Shaun WALLIS	Suzuki - Watling Tyres	5	11:13.348	1 Lap	8.760	58.27	2:10.806	3
21	84		17 Ricardo BRANCO	Suzuki - IMP Racing	5	11:17.335	1 Lap	3.987	57.93	2:10.819	5
22	126		18 Damien LECHAUVE	Suzuki -	5	11:20.276	1 Lap	2.941	57.68	2:11.489	5
23	199		19 Michael FROST	Suzuki -	5	11:25.609	1 Lap	5.333	57.23	2:12.227	3
24	40	R	5 Simon WILKINSON	Suzuki - S P Wilkinson Engineering Ltd	5	11:29.300	1 Lap	3.691	56.92	2:13.194	5
25	44		20 Tony PARKER	Suzuki - Emerald Elevators	5	11:29.780	1 Lap	0.480	56.88	2:12.942	5
26	415	R	6 Alan HENSBY	Suzuki -	5	12:04.051	1 Lap	34.271	54.19	2:19.142	5
27	121	R	7 Samuel KENT	Suzuki - RAG Racing/ S Kent Construction Ltd	5	12:09.443	1 Lap	5.392	53.79	2:21.464	5
28	144		21 Nick CRONIN	Suzuki - Kite Motorcycles	4	10:17.985	2 Laps	1 Lap	50.79	2:29.052	2
29	70	R	8 Vanessa GILLAM	Suzuki - No More Straps	4	10:25.365	2 Laps	7.380	50.19	2:28.873	3
30	20	R	9 Steve MALE	Suzuki - ATB Racing	4	10:26.401	2 Laps	1.036	50.11	2:30.556	3

NOT CLASSIFIED

DNF	141	R	Dean HOLLAND	Suzuki - Pristine clean and valeting	5	11:02.942	1 Lap	0.000	59.19	2:08.444	3
DNF	182		Kyle PHILLIPS	Suzuki - Chief Safety Consultancy	5	11:03.377	1 Lap	0.435	59.15	2:07.342	5
DNF	56		Jamie INGHAM	Suzuki - Oadby motorcycle services	4	7:59.860	2 Laps	1 Lap	65.41	1:56.794	3
DNF	9		Mark TAYLOR	Suzuki - SDC Performance	3	5:43.137	3 Laps	1 Lap	68.61	1:51.713	2
DNF	142		Chris KENT	Suzuki - More moto	0						
DNF	59		Martin FOORD	Suzuki - Zero-59RACING	0						

FASTEST LAP

26			Glynn DAVIES	Suzuki -	3	1:50.945		70.73 mph		113.84 kph	
232	R		Matt WETHERELL	Suzuki - MSG Racing/Lamonde.com/FWR Tyres	6	1:53.026		69.43 mph		111.74 kph	

Class - 92.5% of Race Speed = 64.31 mph
 Class R - 92.5% of Race Speed = 61.43 mph

Cadwell Park
 Circuit Length = 2.1800 miles
 Start: 14:36 Flag 14:46 End: 14:48

Weather / Track : Cloudy / Wet

These results are provisional until the conclusion of any judicial and technical matters.

Clerk Of Course :		Timekeeper :
-------------------	--	--------------

Results can be found at www.tsl-timing.com

Printed - 15:03 Saturday, 27 April 2019



BMCRC - MRO Championships 2019 - Rnd 3 @ Cadwell Park

MRO Minitwins & BMCRC Rookie Minitwins

RACE 6 - LAP CHART

LAP 1 @ 14:38:00.358

NO	BEHIND	LAP TIME
78		1:57.514
26	0.160	1:57.674
9	1.221	1:58.735
13	1.311	1:58.825
74	2.515	2:00.029
232	6.999	2:04.513
184	7.160	2:04.674
56	7.361	2:04.875
69	7.972	2:05.486
19	8.007	2:05.521
156	14.013	2:11.527
17	17.246	2:14.760
0	18.766	2:16.280
34	18.939	2:16.453
192	21.643	2:19.157
194	22.134	2:19.648
76	23.878	2:21.392
191	24.462	2:21.976
182	25.584	2:23.098
171	25.784	2:23.298
81	26.641	2:24.155
48	27.144	2:24.658
141	27.751	2:25.265
43	29.761	2:27.275
84	31.877	2:29.391
126	32.549	2:30.063
199	32.694	2:30.208
44	34.057	2:31.571
40	34.372	2:31.886
415	37.242	2:34.756
121	39.438	2:36.952
144	44.997	2:42.511
20	49.752	2:47.266
70	52.830	2:50.344

LAP 2 @ 14:39:52.848

NO	BEHIND	LAP TIME
26		1:52.330
78	0.161	1:52.651
9	0.444	1:51.713
13	2.456	1:53.635
74	4.641	1:54.616
184	14.286	1:59.616
69	14.505	1:59.023
232	14.785	2:00.276
19	14.979	1:59.462
56	15.572	2:00.701
156	21.459	1:59.936
17	28.561	2:03.805
0	29.684	2:03.408
34	33.735	2:07.286
194	34.267	2:04.623
192	35.781	2:06.628
76	36.654	2:05.266
191	37.516	2:05.544
171	37.955	2:04.661
81	39.417	2:05.266
182	44.335	2:11.241
141	44.895	2:09.634
48	47.255	2:12.601
43	48.615	2:11.344
84	53.035	2:13.648

126	54.116	2:14.057
199	55.165	2:14.961
40	57.392	2:15.510
44	58.632	2:17.065
415	1:10.135	2:25.383
121	1:10.643	2:23.695
144	1:21.559	2:29.052
20	1:30.815	2:33.553
70	1:30.968	2:30.628

LAP 3 @ 14:41:43.793

NO	BEHIND	LAP TIME
26		1:50.945
78	1.150	1:51.934
9	2.188	1:52.689
13	3.382	1:51.871
74	7.370	1:53.674
69	20.710	1:57.150
184	20.826	1:57.485
19	20.996	1:56.962
232	21.093	1:57.253
56	21.421	1:56.794
156	28.410	1:57.896
17	39.178	2:01.562
0	39.400	2:00.661
34	48.836	2:06.046
194	49.297	2:05.975
191	49.924	2:03.353
76	50.319	2:04.610
192	50.538	2:05.702
171	51.320	2:04.310
81	52.236	2:03.764
182	1:02.218	2:08.828
141	1:02.394	2:08.444
43	1:05.840	2:08.170
48	1:07.116	2:10.806
84	1:13.358	2:11.268
126	1:15.224	2:12.053
199	1:16.447	2:12.227
40	1:20.531	2:14.084
44	1:21.531	2:13.844
415	1:42.532	2:23.342
121	1:43.162	2:23.464

LAP 4 @ 14:43:35.032

NO	BEHIND	LAP TIME
26		1:51.239
78	2.553	1:52.642
13	5.250	1:53.107
144	1 Lap	2:29.328
74	10.687	1:54.556
70	1 Lap	2:28.873
20	1 Lap	2:30.556
69	26.835	1:57.364
184	26.849	1:57.262
19	27.004	1:57.247
232	27.131	1:57.277
56	27.672	1:57.490
156	35.804	1:58.633
17	49.188	2:01.249
0	49.742	2:01.581
194	1:03.073	2:05.015
191	1:03.569	2:04.884
34	1:04.528	2:06.931

76	1:04.899	2:05.819
171	1:05.657	2:05.576
81	1:06.189	2:05.192
192	1:06.584	2:07.285
141	1:21.937	2:10.782
182	1:23.847	2:12.868
43	1:24.105	2:09.504
48	1:29.602	2:13.725
84	1:34.328	2:12.209
126	1:36.599	2:12.614
199	1:38.474	2:13.266
40	1:43.918	2:14.626
44	1:44.650	2:14.358

LAP 5 @ 14:45:26.681

NO	BEHIND	LAP TIME
26		1:51.649
78	2.879	1:51.975
13	6.567	1:52.966
74	17.677	1:58.639
415	1 Lap	2:21.428
121	1 Lap	2:23.868
19	31.741	1:56.386
232	32.018	1:56.536
184	35.522	2:00.322
69	35.601	2:00.415
156	45.599	2:01.444
144	1 Lap	2:37.094
70	1 Lap	2:35.520
0	1:02.383	2:04.290
17	1:02.535	2:04.996
20	1 Lap	2:35.026
191	1:15.676	2:03.756
194	1:16.319	2:04.895
76	1:16.513	2:03.263
34	1:17.383	2:04.504
171	1:17.890	2:03.882
81	1:18.630	2:04.090
192	1:19.288	2:04.353
141	1:39.105	2:08.817
182	1:39.540	2:07.342
43	1:40.751	2:08.295
48	1:49.511	2:11.558

LAP 6 @ 14:47:20.001

NO	BEHIND	LAP TIME
26		1:53.320
84	1 Lap	2:10.819
78	2.012	1:52.453
126	1 Lap	2:11.489
13	6.702	1:53.455
199	1 Lap	2:14.947
40	1 Lap	2:13.194
44	1 Lap	2:12.942
74	17.445	1:53.088
19	31.562	1:53.141
232	31.724	1:53.026
184	38.148	1:55.946
69	38.893	1:56.612
415	1 Lap	2:19.142
156	52.132	1:59.853
121	1 Lap	2:21.464

Weather / Track : Cloudy / Wet

Results can be found at www.tsl-timing.com

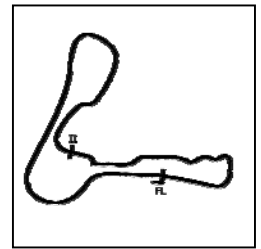
Cadwell Park
Circuit Length = 2.1800 miles
Start: 14:36 Flag 14:46 End: 14:48

Printed - 14:54 Saturday, 27 April 2019

BMCRC - MRO Championships 2019 - Rnd 3 @ Cadwell Park

MRO Minitwins & BMCRC Rookie Minitwins

RACE 6 - SECTOR ANALYSIS



SECTOR 1 = FL to I1, SECTOR 2 = I1 to FL, DIFF = Difference To Personal Best Lap, P = Crossed Finish Line in Pit Lane, D = Time Disallowed

P1 26		Glynn DAVIES		Suzuki -		
IDEAL LAP TIME : 1:50.875		BEST LAP TIME : 1:50.945		DIFFERENCE : 0.070		
LAP	SECTOR 1	SECTOR 2	LAP TIME	MPH	DIFF	TIME OF DAY
1 -		46.805	1:57.674	66.69	6.729	14:38:00.518
2 -	1:05.225	47.105	1:52.330	69.86	1.385	14:39:52.848
3 -	1:04.931	46.014	1:50.945 (1)	70.73		14:41:43.793
4 -	1:04.861	46.378	1:51.239 (2)	70.55	0.294	14:43:35.032
5 -	1:05.404	46.245	1:51.649 (3)	70.29	0.704	14:45:26.681
6 -	1:05.578	47.742	1:53.320	69.25	2.375	14:47:20.001

P2 78		Keith POVAH		Suzuki - 78Plate.com ScreenPrinting/SubvertBoardstore.com		
IDEAL LAP TIME : 1:51.087		BEST LAP TIME : 1:51.934		DIFFERENCE : 0.847		
LAP	SECTOR 1	SECTOR 2	LAP TIME	MPH	DIFF	TIME OF DAY
1 -		47.277	1:57.514	66.78	5.580	14:38:00.358
2 -	1:05.208	47.443	1:52.651	69.66	0.717	14:39:53.009
3 -	1:05.142	46.792	1:51.934 (1)	70.11		14:41:44.943
4 -	1:04.295	48.347	1:52.642	69.67	0.708	14:43:37.585
5 -	1:05.120	46.855	1:51.975 (2)	70.08	0.041	14:45:29.560
6 -	1:04.427	48.026	1:52.453 (3)	69.78	0.519	14:47:22.013

P3 13		Wil GREEN		Suzuki - Faith Fueled Racing		
IDEAL LAP TIME : 1:51.838		BEST LAP TIME : 1:51.871		DIFFERENCE : 0.033		
LAP	SECTOR 1	SECTOR 2	LAP TIME	MPH	DIFF	TIME OF DAY
1 -		48.196	1:58.825	66.04	6.954	14:38:01.669
2 -	1:05.826	47.809	1:53.635	69.06	1.764	14:39:55.304
3 -	1:04.494	47.377	1:51.871 (1)	70.15		14:41:47.175
4 -	1:04.493	48.614	1:53.107 (3)	69.38	1.236	14:43:40.282
5 -	1:05.602	47.364	1:52.966 (2)	69.47	1.095	14:45:33.248
6 -	1:04.474	48.981	1:53.455	69.17	1.584	14:47:26.703

P4 74		Daniel SINGLETON		Suzuki - Bambino Developments Racing		
IDEAL LAP TIME : 1:53.088		BEST LAP TIME : 1:53.088		DIFFERENCE : 0.000		
LAP	SECTOR 1	SECTOR 2	LAP TIME	MPH	DIFF	TIME OF DAY
1 -		47.745	2:00.029	65.38	6.941	14:38:02.873
2 -	1:07.425	47.191	1:54.616	68.47	1.528	14:39:57.489
3 -	1:06.497	47.177	1:53.674 (2)	69.04	0.586	14:41:51.163
4 -	1:06.637	47.919	1:54.556 (3)	68.50	1.468	14:43:45.719
5 -	1:09.719	48.920	1:58.639	66.15	5.551	14:45:44.358
6 -	1:06.257	46.831	1:53.088 (1)	69.39		14:47:37.446

P5 19		Kevin LILLEY		Suzuki - Vanson Leathers		
IDEAL LAP TIME : 1:53.141		BEST LAP TIME : 1:53.141		DIFFERENCE : 0.000		
LAP	SECTOR 1	SECTOR 2	LAP TIME	MPH	DIFF	TIME OF DAY
1 -		50.227	2:05.521	62.52	12.380	14:38:08.365
2 -	1:09.018	50.444	1:59.462	65.69	6.321	14:40:07.827
3 -	1:07.468	49.494	1:56.962 (3)	67.09	3.821	14:42:04.789
4 -	1:08.211	49.036	1:57.247	66.93	4.106	14:44:02.036
5 -	1:08.337	48.049	1:56.386 (2)	67.43	3.245	14:45:58.422
6 -	1:05.682	47.459	1:53.141 (1)	69.36		14:47:51.563

P6 232 R		Matt WETHERELL		Suzuki - MSG Racing/Lamonde.com/FWR Tyres		
IDEAL LAP TIME : 1:53.026		BEST LAP TIME : 1:53.026		DIFFERENCE : 0.000		
LAP	SECTOR 1	SECTOR 2	LAP TIME	MPH	DIFF	TIME OF DAY
1 -		50.169	2:04.513	63.02	11.487	14:38:07.357
2 -	1:10.270	50.006	2:00.276	65.25	7.250	14:40:07.633
3 -	1:07.810	49.443	1:57.253 (3)	66.93	4.227	14:42:04.886
4 -	1:08.306	48.971	1:57.277	66.91	4.251	14:44:02.163
5 -	1:08.508	48.028	1:56.536 (2)	67.34	3.510	14:45:58.699

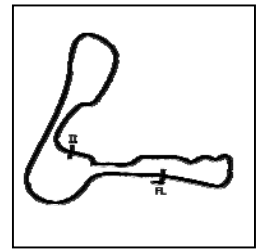
Weather / Track : Cloudy / Wet

Cadwell Park
Circuit Length = 2.1800 miles
Start: 14:36 Flag 14:46 End: 14:48

BMCRC - MRO Championships 2019 - Rnd 3 @ Cadwell Park

MRO Minitwins & BMCRC Rookie Minitwins

RACE 6 - SECTOR ANALYSIS



SECTOR 1 = FL to I1, SECTOR 2 = I1 to FL, DIFF = Difference To Personal Best Lap, P = Crossed Finish Line in Pit Lane, D = Time Disallowed

6 - 1:05.739 47.287 1:53.026 (1) 69.43 14:47:51.725

P7 184		David TWYFORD		Suzuki -		
IDEAL LAP TIME : 1:55.946		BEST LAP TIME : 1:55.946		DIFFERENCE : 0.000		
LAP	SECTOR 1	SECTOR 2	LAP TIME	MPH	DIFF	TIME OF DAY
1 -		50.620	2:04.674	62.94	8.728	14:38:07.518
2 -	1:09.195	50.421	1:59.616	65.61	3.670	14:40:07.134
3 -	1:07.946	49.539	1:57.485 (3)	66.80	1.539	14:42:04.619
4 -	1:08.085	49.177	1:57.262 (2)	66.92	1.316	14:44:01.881
5 -	1:08.245	52.077	2:00.322	65.22	4.376	14:46:02.203
6 -	1:07.369	48.577	1:55.946 (1)	67.68		14:47:58.149

P8 69		Danny HUSKINSON		Suzuki - art of racing		
IDEAL LAP TIME : 1:56.302		BEST LAP TIME : 1:56.612		DIFFERENCE : 0.310		
LAP	SECTOR 1	SECTOR 2	LAP TIME	MPH	DIFF	TIME OF DAY
1 -		50.263	2:05.486	62.54	8.874	14:38:08.330
2 -	1:08.846	50.177	1:59.023	65.93	2.411	14:40:07.353
3 -	1:07.564	49.586	1:57.150 (2)	66.99	0.538	14:42:04.503
4 -	1:07.769	49.595	1:57.364 (3)	66.86	0.752	14:44:01.867
5 -	1:08.897	51.518	2:00.415	65.17	3.803	14:46:02.282
6 -	1:07.874	48.738	1:56.612 (1)	67.30		14:47:58.894

P9 156		Michael STONE		Suzuki -		
IDEAL LAP TIME : 1:57.744		BEST LAP TIME : 1:57.896		DIFFERENCE : 0.152		
LAP	SECTOR 1	SECTOR 2	LAP TIME	MPH	DIFF	TIME OF DAY
1 -		53.757	2:11.527	59.66	13.631	14:38:14.371
2 -	1:10.122	49.814	1:59.936	65.43	2.040	14:40:14.307
3 -	1:08.675	49.221	1:57.896 (1)	66.56		14:42:12.203
4 -	1:08.523	50.110	1:58.633 (2)	66.15	0.737	14:44:10.836
5 -	1:10.129	51.315	2:01.444	64.62	3.548	14:46:12.280
6 -	1:09.339	50.514	1:59.853 (3)	65.48	1.957	14:48:12.133

P10 0		Luke STANLEY		Suzuki - Urban Race Tribe		
IDEAL LAP TIME : 2:00.661		BEST LAP TIME : 2:00.661		DIFFERENCE : 0.000		
LAP	SECTOR 1	SECTOR 2	LAP TIME	MPH	DIFF	TIME OF DAY
1 -		52.957	2:16.280	57.58	15.619	14:38:19.124
2 -	1:12.749	50.659	2:03.408 (3)	63.59	2.747	14:40:22.532
3 -	1:10.877	49.784	2:00.661 (1)	65.04		14:42:23.193
4 -	1:11.476	50.105	2:01.581 (2)	64.55	0.920	14:44:24.774
5 -	1:11.477	52.813	2:04.290	63.14	3.629	14:46:29.064

P11 17 R		Tommy DOWNES		Suzuki - Ray Gnarley/ MoreMoto		
IDEAL LAP TIME : 2:00.790		BEST LAP TIME : 2:01.249		DIFFERENCE : 0.459		
LAP	SECTOR 1	SECTOR 2	LAP TIME	MPH	DIFF	TIME OF DAY
1 -		53.616	2:14.760	58.23	13.511	14:38:17.604
2 -	1:12.323	51.482	2:03.805 (3)	63.39	2.556	14:40:21.409
3 -	1:10.731	50.831	2:01.562 (2)	64.56	0.313	14:42:22.971
4 -	1:09.959	51.290	2:01.249 (1)	64.72		14:44:24.220
5 -	1:10.808	54.188	2:04.996	62.78	3.747	14:46:29.216

P12 191		Daniel GOOD		Suzuki - KEP services		
IDEAL LAP TIME : 2:02.845		BEST LAP TIME : 2:03.353		DIFFERENCE : 0.508		
LAP	SECTOR 1	SECTOR 2	LAP TIME	MPH	DIFF	TIME OF DAY
1 -		56.368	2:21.976	55.27	18.623	14:38:24.820
2 -	1:13.312	52.232	2:05.544	62.51	2.191	14:40:30.364
3 -	1:11.299	52.054	2:03.353 (1)	63.62		14:42:33.717
4 -	1:13.290	51.594	2:04.884 (3)	62.84	1.531	14:44:38.601
5 -	1:12.210	51.546	2:03.756 (2)	63.41	0.403	14:46:42.357

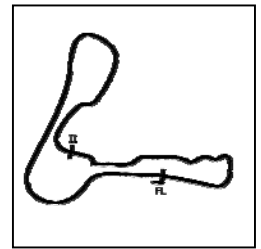
Weather / Track : Cloudy / Wet

Cadwell Park
Circuit Length = 2.1800 miles
Start: 14:36 Flag 14:46 End: 14:48

BMCRC - MRO Championships 2019 - Rnd 3 @ Cadwell Park

MRO Minitwins & BMCRC Rookie Minitwins

RACE 6 - SECTOR ANALYSIS



SECTOR 1 = FL to I1, SECTOR 2 = I1 to FL, DIFF = Difference To Personal Best Lap, P = Crossed Finish Line in Pit Lane, D = Time Disallowed

P13 194 R		Simon GARDNER		Kawasaki - Utilergy		
IDEAL LAP TIME : 2:04.084		BEST LAP TIME : 2:04.623		DIFFERENCE : 0.539		
LAP	SECTOR 1	SECTOR 2	LAP TIME	MPH	DIFF	TIME OF DAY
1 -		54.543	2:19.648	56.19	15.025	14:38:22.492
2 -	1:12.373	52.250	2:04.623 (1)	62.97		14:40:27.115
3 -	1:13.387	52.588	2:05.975	62.29	1.352	14:42:33.090
4 -	1:13.304	51.711	2:05.015 (3)	62.77	0.392	14:44:38.105
5 -	1:12.636	52.259	2:04.895 (2)	62.83	0.272	14:46:43.000

P14 76		Phillip RODGERS		Suzuki - pinbadgelab.co.uk		
IDEAL LAP TIME : 2:03.263		BEST LAP TIME : 2:03.263		DIFFERENCE : 0.000		
LAP	SECTOR 1	SECTOR 2	LAP TIME	MPH	DIFF	TIME OF DAY
1 -		55.269	2:21.392	55.50	18.129	14:38:24.236
2 -	1:12.333	52.933	2:05.266 (3)	62.65	2.003	14:40:29.502
3 -	1:11.456	53.154	2:04.610 (2)	62.98	1.347	14:42:34.112
4 -	1:13.407	52.412	2:05.819	62.37	2.556	14:44:39.931
5 -	1:11.272	51.991	2:03.263 (1)	63.66		14:46:43.194

P15 34 R		Dan THOMAS		Suzuki -		
IDEAL LAP TIME : 2:04.504		BEST LAP TIME : 2:04.504		DIFFERENCE : 0.000		
LAP	SECTOR 1	SECTOR 2	LAP TIME	MPH	DIFF	TIME OF DAY
1 -		54.381	2:16.453	57.51	11.949	14:38:19.297
2 -	1:14.318	52.968	2:07.286	61.65	2.782	14:40:26.583
3 -	1:13.582	52.464	2:06.046 (2)	62.26	1.542	14:42:32.629
4 -	1:14.350	52.581	2:06.931 (3)	61.82	2.427	14:44:39.560
5 -	1:12.914	51.590	2:04.504 (1)	63.03		14:46:44.064

P16 171		Colin CLUNE		Suzuki -		
IDEAL LAP TIME : 2:03.317		BEST LAP TIME : 2:03.882		DIFFERENCE : 0.565		
LAP	SECTOR 1	SECTOR 2	LAP TIME	MPH	DIFF	TIME OF DAY
1 -		55.520	2:23.298	54.76	19.416	14:38:26.142
2 -	1:12.760	51.901	2:04.661 (3)	62.95	0.779	14:40:30.803
3 -	1:11.675	52.635	2:04.310 (2)	63.13	0.428	14:42:35.113
4 -	1:13.174	52.402	2:05.576	62.49	1.694	14:44:40.689
5 -	1:12.240	51.642	2:03.882 (1)	63.35		14:46:44.571

P17 81		Malvern MAY		Suzuki -		
IDEAL LAP TIME : 2:02.681		BEST LAP TIME : 2:03.764		DIFFERENCE : 1.083		
LAP	SECTOR 1	SECTOR 2	LAP TIME	MPH	DIFF	TIME OF DAY
1 -		55.808	2:24.155	54.44	20.391	14:38:26.999
2 -	1:13.178	52.088	2:05.266	62.65	1.502	14:40:32.265
3 -	1:10.942	52.822	2:03.764 (1)	63.41		14:42:36.029
4 -	1:12.686	52.506	2:05.192 (3)	62.68	1.428	14:44:41.221
5 -	1:12.351	51.739	2:04.090 (2)	63.24	0.326	14:46:45.311

P18 192		Daniel MOFFA		Suzuki - DM Racing		
IDEAL LAP TIME : 2:04.353		BEST LAP TIME : 2:04.353		DIFFERENCE : 0.000		
LAP	SECTOR 1	SECTOR 2	LAP TIME	MPH	DIFF	TIME OF DAY
1 -		54.143	2:19.157	56.39	14.804	14:38:22.001
2 -	1:14.252	52.376	2:06.628 (3)	61.97	2.275	14:40:28.629
3 -	1:13.044	52.658	2:05.702 (2)	62.43	1.349	14:42:34.331
4 -	1:14.734	52.551	2:07.285	61.65	2.932	14:44:41.616
5 -	1:12.486	51.867	2:04.353 (1)	63.11		14:46:45.969

P19 141 R		Dean HOLLAND		Suzuki - Pristine clean and valeting		
IDEAL LAP TIME : 2:08.444		BEST LAP TIME : 2:08.444		DIFFERENCE : 0.000		
LAP	SECTOR 1	SECTOR 2	LAP TIME	MPH	DIFF	TIME OF DAY
1 -		54.143	2:19.157	56.39	14.804	14:38:22.001
2 -	1:14.252	52.376	2:06.628 (3)	61.97	2.275	14:40:28.629
3 -	1:13.044	52.658	2:05.702 (2)	62.43	1.349	14:42:34.331
4 -	1:14.734	52.551	2:07.285	61.65	2.932	14:44:41.616
5 -	1:12.486	51.867	2:04.353 (1)	63.11		14:46:45.969

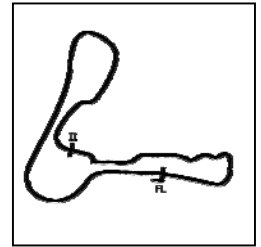
Weather / Track : Cloudy / Wet

Cadwell Park
Circuit Length = 2.1800 miles
Start: 14:36 Flag 14:46 End: 14:48

BMCRC - MRO Championships 2019 - Rnd 3 @ Cadwell Park

MRO Minitwins & BMCRC Rookie Minitwins

RACE 6 - SECTOR ANALYSIS



SECTOR 1 = FL to I1, SECTOR 2 = I1 to FL, DIFF = Difference To Personal Best Lap, P = Crossed Finish Line in Pit Lane, D = Time Disallowed

1 -		55.274	2:25.265	54.02	16.821	14:38:28.109
2 -	1:14.886	54.748	2:09.634 (3)	60.54	1.190	14:40:37.743
3 -	1:14.464	53.980	2:08.444 (1)	61.10		14:42:46.187
4 -	1:16.469	54.313	2:10.782	60.00	2.338	14:44:56.969
5 -	1:14.784	54.033	2:08.817 (2)	60.92	0.373	14:47:05.786

P20 182	Kyle PHILLIPS		Suzuki - Chief Safety Consultancy			
IDEAL LAP TIME : 2:07.342		BEST LAP TIME : 2:07.342		DIFFERENCE : 0.000		
LAP	SECTOR 1	SECTOR 2	LAP TIME	MPH	DIFF	TIME OF DAY
1 -		55.627	2:23.098	54.84	15.756	14:38:25.942
2 -	1:15.666	55.575	2:11.241 (3)	59.79	3.899	14:40:37.183
3 -	1:14.610	54.218	2:08.828 (2)	60.91	1.486	14:42:46.011
4 -	1:17.675	55.193	2:12.868	59.06	5.526	14:44:58.879
5 -	1:13.767	53.575	2:07.342 (1)	61.62		14:47:06.221

P21 43	Robert DAVIE		Suzuki -			
IDEAL LAP TIME : 2:07.958		BEST LAP TIME : 2:08.170		DIFFERENCE : 0.212		
LAP	SECTOR 1	SECTOR 2	LAP TIME	MPH	DIFF	TIME OF DAY
1 -		55.958	2:27.275	53.28	19.105	14:38:30.119
2 -	1:17.236	54.108	2:11.344	59.75	3.174	14:40:41.463
3 -	1:14.528	53.642	2:08.170 (1)	61.23		14:42:49.633
4 -	1:14.861	54.643	2:09.504 (3)	60.60	1.334	14:44:59.137
5 -	1:14.316	53.979	2:08.295 (2)	61.17	0.125	14:47:07.432

P22 48	Shaun WALLIS		Suzuki - Watling Tyres			
IDEAL LAP TIME : 2:10.806		BEST LAP TIME : 2:10.806		DIFFERENCE : 0.000		
LAP	SECTOR 1	SECTOR 2	LAP TIME	MPH	DIFF	TIME OF DAY
1 -		55.078	2:24.658	54.25	13.852	14:38:27.502
2 -	1:18.971	53.630	2:12.601 (3)	59.18	1.795	14:40:40.103
3 -	1:17.644	53.162	2:10.806 (1)	59.99		14:42:50.909
4 -	1:19.908	53.817	2:13.725	58.68	2.919	14:45:04.634
5 -	1:17.917	53.641	2:11.558 (2)	59.65	0.752	14:47:16.192

P23 84	Ricardo BRANCO		Suzuki - IMP Racing			
IDEAL LAP TIME : 2:10.319		BEST LAP TIME : 2:10.819		DIFFERENCE : 0.500		
LAP	SECTOR 1	SECTOR 2	LAP TIME	MPH	DIFF	TIME OF DAY
1 -		57.437	2:29.391	52.53	18.572	14:38:32.235
2 -	1:18.664	54.984	2:13.648	58.72	2.829	14:40:45.883
3 -	1:16.629	54.639	2:11.268 (2)	59.78	0.449	14:42:57.151
4 -	1:16.915	55.294	2:12.209 (3)	59.36	1.390	14:45:09.360
5 -	1:15.680	55.139	2:10.819 (1)	59.99		14:47:20.179

P24 126	Damien LECHAUVE		Suzuki -			
IDEAL LAP TIME : 2:11.489		BEST LAP TIME : 2:11.489		DIFFERENCE : 0.000		
LAP	SECTOR 1	SECTOR 2	LAP TIME	MPH	DIFF	TIME OF DAY
1 -		57.836	2:30.063	52.29	18.574	14:38:32.907
2 -	1:18.437	55.620	2:14.057	58.54	2.568	14:40:46.964
3 -	1:16.802	55.251	2:12.053 (2)	59.43	0.564	14:42:59.017
4 -	1:17.544	55.070	2:12.614 (3)	59.17	1.125	14:45:11.631
5 -	1:16.701	54.788	2:11.489 (1)	59.68		14:47:23.120

P25 199	Michael FROST		Suzuki -			
IDEAL LAP TIME : 2:10.982		BEST LAP TIME : 2:12.227		DIFFERENCE : 1.245		
LAP	SECTOR 1	SECTOR 2	LAP TIME	MPH	DIFF	TIME OF DAY
1 -		57.625	2:30.208	52.24	17.981	14:38:33.052
2 -	1:20.032	54.929	2:14.961	58.15	2.734	14:40:48.013
3 -	1:17.592	54.635	2:12.227 (1)	59.35		14:43:00.240
4 -	1:17.839	55.427	2:13.266 (2)	58.89	1.039	14:45:13.506

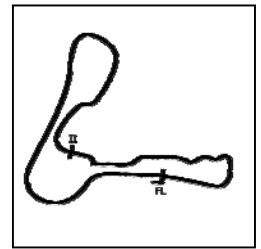
Weather / Track : Cloudy / Wet

Cadwell Park
Circuit Length = 2.1800 miles
Start: 14:36 Flag 14:46 End: 14:48

BMCRC - MRO Championships 2019 - Rnd 3 @ Cadwell Park

MRO Minitwins & BMCRC Rookie Minitwins

RACE 6 - SECTOR ANALYSIS



SECTOR 1 = FL to I1, SECTOR 2 = I1 to FL, DIFF = Difference To Personal Best Lap, P = Crossed Finish Line in Pit Lane, D = Time Disallowed

5 - **1:16.347** 58.600 2:14.947 (3) 58.15 2.720 14:47:28.453

P26	40 R	Simon WILKINSON	Suzuki - S P Wilkinson Engineering Ltd			
IDEAL LAP TIME : 2:13.145		BEST LAP TIME : 2:13.194		DIFFERENCE : 0.049		

LAP	SECTOR 1	SECTOR 2	LAP TIME	MPH	DIFF	TIME OF DAY
1 -		57.101	2:31.886	51.67	18.692	14:38:34.730
2 -	1:19.429	56.081	2:15.510	57.91	2.316	14:40:50.240
3 -	1:18.918	55.166	2:14.084 (2)	58.53	0.890	14:43:04.324
4 -	1:19.076	55.550	2:14.626 (3)	58.29	1.432	14:45:18.950
5 -	1:17.979	55.215	2:13.194 (1)	58.92		14:47:32.144

P27	44	Tony PARKER	Suzuki - Emerald Elevators			
IDEAL LAP TIME : 2:12.942		BEST LAP TIME : 2:12.942		DIFFERENCE : 0.000		

LAP	SECTOR 1	SECTOR 2	LAP TIME	MPH	DIFF	TIME OF DAY
1 -		58.370	2:31.571	51.77	18.629	14:38:34.415
2 -	1:20.331	56.734	2:17.065	57.25	4.123	14:40:51.480
3 -	1:18.203	55.641	2:13.844 (2)	58.63	0.902	14:43:05.324
4 -	1:18.812	55.546	2:14.358 (3)	58.41	1.416	14:45:19.682
5 -	1:17.553	55.389	2:12.942 (1)	59.03		14:47:32.624

P28	415 R	Alan HENSBY	Suzuki -			
IDEAL LAP TIME : 2:19.067		BEST LAP TIME : 2:19.142		DIFFERENCE : 0.075		

LAP	SECTOR 1	SECTOR 2	LAP TIME	MPH	DIFF	TIME OF DAY
1 -		58.900	2:34.756	50.71	15.614	14:38:37.600
2 -	1:25.304	1:00.079	2:25.383	53.98	6.241	14:41:02.983
3 -	1:24.885	58.457	2:23.342 (3)	54.75	4.200	14:43:26.325
4 -	1:24.467	56.961	2:21.428 (2)	55.49	2.286	14:45:47.753
5 -	1:22.106	57.036	2:19.142 (1)	56.40		14:48:06.895

P29	121 R	Samuel KENT	Suzuki - RAG Racing/ S Kent Construction Ltd			
IDEAL LAP TIME : 2:19.975		BEST LAP TIME : 2:21.464		DIFFERENCE : 1.489		

LAP	SECTOR 1	SECTOR 2	LAP TIME	MPH	DIFF	TIME OF DAY
1 -		1:00.093	2:36.952	50.00	15.488	14:38:39.796
2 -	1:24.683	59.012	2:23.695 (3)	54.61	2.231	14:41:03.491
3 -	1:25.047	58.417	2:23.464 (2)	54.70	2.000	14:43:26.955
4 -	1:25.898	57.970	2:23.868	54.55	2.404	14:45:50.823
5 -	1:22.005	59.459	2:21.464 (1)	55.47		14:48:12.287

P30	144	Nick CRONIN	Suzuki - Kite Motorcycles			
IDEAL LAP TIME : 2:28.865		BEST LAP TIME : 2:29.052		DIFFERENCE : 0.187		

LAP	SECTOR 1	SECTOR 2	LAP TIME	MPH	DIFF	TIME OF DAY
1 -		1:02.459	2:42.511	48.29	13.459	14:38:45.355
2 -	1:28.136	1:00.916	2:29.052 (1)	52.65		14:41:14.407
3 -	1:27.949	1:01.379	2:29.328 (2)	52.55	0.276	14:43:43.735
4 -	1:32.344	1:04.750	2:37.094 (3)	49.95	8.042	14:46:20.829

P31	70 R	Vanessa GILLAM	Suzuki - No More Straps			
IDEAL LAP TIME : 2:28.042		BEST LAP TIME : 2:28.873		DIFFERENCE : 0.831		

LAP	SECTOR 1	SECTOR 2	LAP TIME	MPH	DIFF	TIME OF DAY
1 -		1:04.580	2:50.344	46.07	21.471	14:38:53.188
2 -	1:28.308	1:02.320	2:30.628 (2)	52.10	1.755	14:41:23.816
3 -	1:25.722	1:03.151	2:28.873 (1)	52.71		14:43:52.689
4 -	1:30.591	1:04.929	2:35.520 (3)	50.46	6.647	14:46:28.209

P32	20 R	Steve MALE	Suzuki - ATB Racing			
IDEAL LAP TIME : 2:30.477		BEST LAP TIME : 2:30.556		DIFFERENCE : 0.079		

LAP	SECTOR 1	SECTOR 2	LAP TIME	MPH	DIFF	TIME OF DAY
-----	----------	----------	----------	-----	------	-------------

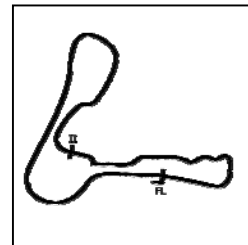
Weather / Track : Cloudy / Wet

Cadwell Park
Circuit Length = 2.1800 miles
Start: 14:36 Flag 14:46 End: 14:48

BMCRC - MRO Championships 2019 - Rnd 3 @ Cadwell Park

MRO Minitwins & BMCRC Rookie Minitwins

RACE 6 - SECTOR ANALYSIS



SECTOR 1 = FL to I1, SECTOR 2 = I1 to FL, DIFF = Difference To Personal Best Lap, P = Crossed Finish Line in Pit Lane, D = Time Disallowed

1 -		1:03.448	2:47.266	46.91	16.710	14:38:50.110
2 -	1:30.754	1:02.799	2:33.553 (2)	51.10	2.997	14:41:23.663
3 -	1:27.962	1:02.594	2:30.556 (1)	52.12		14:43:54.219
4 -	1:32.511	1:02.515	2:35.026 (3)	50.62	4.470	14:46:29.245

P33	56	Jamie INGHAM	Suzuki - Oadby motorcycle services			
IDEAL LAP TIME : 1:56.572		BEST LAP TIME : 1:56.794	DIFFERENCE : 0.222			

LAP	SECTOR 1	SECTOR 2	LAP TIME	MPH	DIFF	TIME OF DAY
1 -		50.295	2:04.875	62.84	8.081	14:38:07.719
2 -	1:10.962	49.739	2:00.701 (3)	65.02	3.907	14:40:08.420
3 -	1:08.109	48.685	1:56.794 (1)	67.19		14:42:05.214
4 -	1:09.027	48.463	1:57.490 (2)	66.79	0.696	14:44:02.704

P34	9	Mark TAYLOR	Suzuki - SDC Performance			
IDEAL LAP TIME : 1:51.713		BEST LAP TIME : 1:51.713	DIFFERENCE : 0.000			

LAP	SECTOR 1	SECTOR 2	LAP TIME	MPH	DIFF	TIME OF DAY
1 -		47.098	1:58.735	66.09	7.022	14:38:01.579
2 -	1:05.016	46.697	1:51.713 (1)	70.25		14:39:53.292
3 -	1:05.338	47.351	1:52.689 (2)	69.64	0.976	14:41:45.981

BMCRC - MRO Championships 2019 - Rnd 3 @ Cadwell Park

MRO Minitwins & BMCRC Rookie Minitwins

RACE 6 - BEST SECTORS

SECTOR 1			SECTOR 2			IDEAL / BEST COMPARISON						
POS	NO	NAME	TIME	NO	NAME	TIME	POS	NO	NAME	IDEAL	BEST	DIFF
									PERFECT LAP	1:50.309		
1	78	POVAH	1:04.295	26	DAVIES	46.014	1	26	DAVIES	1:50.875	1:50.945	0.070
2	13	GREEN	1:04.474	9	TAYLOR	46.697	2	78	POVAH	1:51.087	1:51.934	0.847
3	26	DAVIES	1:04.861	78	POVAH	46.792	3	9	TAYLOR	1:51.713	1:51.713	0.000
4	9	TAYLOR	1:05.016	74	SINGLETON	46.831	4	13	GREEN	1:51.838	1:51.871	0.033
5	19	LILLEY	1:05.682	232	WETHERELL	47.287	5	232	WETHERELL	1:53.026	1:53.026	0.000
6	232	WETHERELL	1:05.739	13	GREEN	47.364	6	74	SINGLETON	1:53.088	1:53.088	0.000
7	74	SINGLETON	1:06.257	19	LILLEY	47.459	7	19	LILLEY	1:53.141	1:53.141	0.000
8	184	TWYFORD	1:07.369	56	INGHAM	48.463	8	184	TWYFORD	1:55.946	1:55.946	0.000
9	69	HUSKINSON	1:07.564	184	TWYFORD	48.577	9	69	HUSKINSON	1:56.302	1:56.612	0.310
10	56	INGHAM	1:08.109	69	HUSKINSON	48.738	10	56	INGHAM	1:56.572	1:56.794	0.222
11	156	STONE	1:08.523	156	STONE	49.221	11	156	STONE	1:57.744	1:57.896	0.152
12	17	DOWNES	1:09.959	0	STANLEY	49.784	12	0	STANLEY	2:00.661	2:00.661	0.000
13	0	STANLEY	1:10.877	17	DOWNES	50.831	13	17	DOWNES	2:00.790	2:01.249	0.459
14	81	MAY	1:10.942	191	GOOD	51.546	14	81	MAY	2:02.681	2:03.764	1.083
15	76	RODGERS	1:11.272	34	THOMAS	51.590	15	191	GOOD	2:02.845	2:03.353	0.508
16	191	GOOD	1:11.299	171	CLUNE	51.642	16	76	RODGERS	2:03.263	2:03.263	0.000
17	171	CLUNE	1:11.675	194	GARDNER	51.711	17	171	CLUNE	2:03.317	2:03.882	0.565
18	194	GARDNER	1:12.373	81	MAY	51.739	18	194	GARDNER	2:04.084	2:04.623	0.539
19	192	MOFFA	1:12.486	192	MOFFA	51.867	19	192	MOFFA	2:04.353	2:04.353	0.000
20	34	THOMAS	1:12.914	76	RODGERS	51.991	20	34	THOMAS	2:04.504	2:04.504	0.000
21	182	PHILLIPS	1:13.767	48	WALLIS	53.162	21	182	PHILLIPS	2:07.342	2:07.342	0.000
22	43	DAVIE	1:14.316	182	PHILLIPS	53.575	22	43	DAVIE	2:07.958	2:08.170	0.212
23	141	HOLLAND	1:14.464	43	DAVIE	53.642	23	141	HOLLAND	2:08.444	2:08.444	0.000
24	84	BRANCO	1:15.680	141	HOLLAND	53.980	24	84	BRANCO	2:10.319	2:10.819	0.500
25	199	FROST	1:16.347	199	FROST	54.635	25	48	WALLIS	2:10.806	2:10.806	0.000
26	126	LECHAUVE	1:16.701	84	BRANCO	54.639	26	199	FROST	2:10.982	2:12.227	1.245
27	44	PARKER	1:17.553	126	LECHAUVE	54.788	27	126	LECHAUVE	2:11.489	2:11.489	0.000
28	48	WALLIS	1:17.644	40	WILKINSON	55.166	28	44	PARKER	2:12.942	2:12.942	0.000
29	40	WILKINSON	1:17.979	44	PARKER	55.389	29	40	WILKINSON	2:13.145	2:13.194	0.049
30	121	KENT	1:22.005	415	HENSBY	56.961	30	415	HENSBY	2:19.067	2:19.142	0.075
31	415	HENSBY	1:22.106	121	KENT	57.970	31	121	KENT	2:19.975	2:21.464	1.489
32	70	GILLAM	1:25.722	144	CRONIN	1:00.916	32	70	GILLAM	2:28.042	2:28.873	0.831
33	144	CRONIN	1:27.949	70	GILLAM	1:02.320	33	144	CRONIN	2:28.865	2:29.052	0.187
34	20	MALE	1:27.962	20	MALE	1:02.515	34	20	MALE	2:30.477	2:30.556	0.079
35												
36												

Weather / Track : Cloudy / Wet

Results can be found at www.tsl-timing.com

Cadwell Park

Circuit Length = 2.1800 miles

Start: 14:36 Flag 14:46 End: 14:48

Printed - 14:54 Saturday, 27 April 2019

BMCRC - MRO Championships 2019 - Rnd 3 @ Cadwell Park



MRO Minitwins & BMCRC Rookie Minitwins

RACE 15 - GRID (7 Laps)

ROW 13	37	51	Andrew DURANT	1		1										
ROW 12			2:30.556	34	20	Steve MALE	35	142	Chris KENT	36	59	Martin FOORD				
ROW 11			2:21.464	31	121	Samuel KENT		2:28.873	32	70	Vanessa GILLAM		2:29.052	33	144	Nick CRONIN
ROW 10			2:12.942	28	44	Tony PARKER		2:13.194	29	40	Simon WILKINSON		2:19.142	30	415	Alan HENSBY
ROW 9			2:10.819	25	84	Ricardo BRANCO		2:11.489	26	126	Damien LECHAUVE		2:12.227	27	199	Michael FROST
ROW 8			2:08.170	22	43	Robert DAVIE		2:08.444	23	141	Dean HOLLAND		2:10.806	24	48	Shaun WALLIS
ROW 7			2:04.504	19	34	Dan THOMAS		2:04.623	20	194	Simon GARDNER		2:07.342	21	182	Kyle PHILLIPS
ROW 6			2:03.764	16	81	Malvern MAY		2:03.882	17	171	Colin CLUNE		2:04.353	18	192	Daniel MOFFA
ROW 5			2:01.249	13	17	Tommy DOWNES		2:03.263	14	76	Phillip RODGERS		2:03.353	15	191	Daniel GOOD
ROW 4			1:56.794	10	56	Jamie INGHAM		1:57.896	11	156	Michael STONE		2:00.661	12	0	Luke STANLEY
ROW 3			1:53.141	7	19	Kevin LILLEY		1:55.946	8	184	David TWYFORD		1:56.612	9	69	Danny HUSKINSON
ROW 2			1:51.934	4	78	Keith POVAH		1:53.026	5	232	Matt WETHERELL		1:53.088	6	74	Daniel SINGLETON
ROW 1			1:50.945	1	26	Glynn DAVIES		1:51.713	2	9	Mark TAYLOR		1:51.871	3	13	Wil GREEN
						Pole										

Cadwell Park
Circuit Length = 2.1800 miles

These results are provisional until the conclusion of any judicial and technical matters.

Clerk Of Course :		Timekeeper :	
-------------------	--	--------------	--

Results can be found at www.tsl-timing.com

Printed - 14:56 Saturday, 27 April 2019



BMCRC - MRO Championships 2019 - Rnd 3 @ Cadwell Park



MRO Minitwins & BMCRC Rookie Minitwins

RACE 15 - CLASSIFICATION

POS	NO	CL	PIC NAME	ENTRY	LAPS	TIME	GAP	DIFF	MPH	BEST	ON
1	9		1 Mark TAYLOR	Suzuki - SDC Performance	5	8:48.792			74.20	1:44.261	2
2	26		2 Glynn DAVIES	Suzuki -	5	8:51.792	3.000	3.000	73.78	1:43.779	5
3	78		3 Keith POVAH	Suzuki - 78Plate.com ScreenPrinting/SubvertBoards	5	9:02.450	13.658	10.658	72.33	1:44.719	2
4	19		4 Kevin LILLEY	Suzuki - Vanson Leathers	5	9:02.590	13.798	0.140	72.32	1:46.184	3
5	232	R	1 Matt WETHERELL	Suzuki - MSG Racing/Lamonde.com/FWR Tyres	5	9:08.412	19.620	5.822	71.55	1:46.870	3
6	13		5 Wil GREEN	Suzuki - Faith Fueled Racing	5	9:10.304	21.512	1.892	71.30	1:48.133	5
7	17	R	2 Tommy DOWNES	Suzuki - Ray Gnarley/ MoreMoto	5	9:12.737	23.945	2.433	70.99	1:48.105	3
8	191		6 Daniel GOOD	Suzuki - KEP services	5	9:16.518	27.726	3.781	70.51	1:48.226	3
9	184		7 David TWYFORD	Suzuki -	5	9:16.732	27.940	0.214	70.48	1:49.180	2
10	156		8 Michael STONE	Suzuki -	5	9:16.875	28.083	0.143	70.46	1:48.330	3
11	142		9 Chris KENT	Suzuki - More moto	5	9:27.342	38.550	10.467	69.16	1:49.201	3
12	69		10 Danny HUSKINSON	Suzuki - art of racing	5	9:28.163	39.371	0.821	69.06	1:49.639	3
13	56		11 Jamie INGHAM	Suzuki - Oadby motorcycle services	5	9:28.313	39.521	0.150	69.04	1:49.850	3
14	59		12 Martin FOORD	Suzuki - Zero-59RACING	5	9:29.883	41.091	1.570	68.85	1:50.477	4
15	192		13 Daniel MOFFA	Suzuki - DM Racing	5	9:35.071	46.279	5.188	68.23	1:51.219	4
16	76		14 Phillip RODGERS	Suzuki - pinbadgelab.co.uk	5	9:37.455	48.663	2.384	67.95	1:51.710	5
17	34	R	3 Dan THOMAS	Suzuki -	5	9:39.445	50.653	1.990	67.72	1:52.610	5
18	0		15 Luke STANLEY	Suzuki - Urban Race Tribe	5	9:40.644	51.852	1.199	67.58	1:53.650	3
19	194	R	4 Simon GARDNER	Kawasaki - Utilergy	5	9:45.563	56.771	4.919	67.01	1:52.485	3
20	48		16 Shaun WALLIS	Suzuki - Watling Tyres	5	9:46.833	58.041	1.270	66.86	1:53.693	3
21	84		17 Ricardo BRANCO	Suzuki - IMP Racing	5	9:52.541	1:03.749	5.708	66.22	1:55.601	2
22	171		18 Colin CLUNE	Suzuki -	5	9:56.255	1:07.463	3.714	65.81	1:56.963	4
23	199		19 Michael FROST	Suzuki -	5	10:09.907	1:21.115	13.652	64.33	1:58.145	2
24	141	R	5 Dean HOLLAND	Suzuki - Pristine clean and valeting	5	10:10.615	1:21.823	0.708	64.26	1:57.712	5
25	44		20 Tony PARKER	Suzuki - Emerald Elevators	5	10:11.106	1:22.314	0.491	64.21	1:58.366	5
26	126		21 Damien LECHAUVE	Suzuki -	5	10:22.666	1:33.874	11.560	63.01	2:01.249	5
27	40	R	6 Simon WILKINSON	Suzuki - S P Wilkinson Engineering Ltd	5	10:25.214	1:36.422	2.548	62.76	2:01.824	4
28	415	R	7 Alan HENSBY	Suzuki -	5	10:43.895	1:55.103	18.681	60.94	2:06.154	4
29	70	R	8 Vanessa GILLAM	Suzuki - No More Straps	4	9:16.855	1 Lap	1 Lap	56.37	2:16.111	2
30	20	R	9 Steve MALE	Suzuki - ATB Racing	4	9:59.651	1 Lap	42.796	52.35	2:26.981	2

NOT CLASSIFIED

DNF	74		Daniel SINGLETON	Suzuki - Bambino Developments Racing	4	7:05.664	1 Lap		73.74	1:44.545	2
DNF	121	R	Samuel KENT	Suzuki - RAG Racing/ S Kent Construction Ltd	4	8:13.612	1 Lap	1:07.948	63.59	1:59.448	3
DNF	144		Nick CRONIN	Suzuki - Kite Motorcycles	2	4:48.380	3 Laps	2 Laps	54.42	2:23.316	2

FASTEST LAP

26			Glynn DAVIES	Suzuki -	5	1:43.779		75.62 mph		121.70 kph	
232	R		Matt WETHERELL	Suzuki - MSG Racing/Lamonde.com/FWR Tyres	3	1:46.870		73.43 mph		118.18 kph	

Class - 92.5% of Race Speed = 68.63 mph
 Class R - 92.5% of Race Speed = 66.18 mph

Cadwell Park
 Circuit Length = 2.1800 miles
 Start: 18:20 Flag 18:29 End: 18:33

Weather / Track : Cloudy / Drying

These results are provisional until the conclusion of any judicial and technical matters.

Clerk Of Course :	Timekeeper :
-------------------	--------------

Results can be found at www.tsl-timing.com

Printed - 18:35 Saturday, 27 April 2019



BMCRC - MRO Championships 2019 - Rnd 3 @ Cadwell Park

MRO Minitwins & BMCRC Rookie Minitwins

RACE 15 - LAP CHART

LAP 1 @ 18:22:33.179

NO	BEHIND	LAP TIME
9		1:49.089
78	0.405	1:49.494
74	0.624	1:49.713
26	3.610	1:52.699
232	4.360	1:53.449
184	5.988	1:55.077
13	6.861	1:55.950
19	6.905	1:55.994
17	7.627	1:56.716
69	10.062	1:59.151
156	10.364	1:59.453
191	10.753	1:59.842
59	14.895	2:03.984
56	15.058	2:04.147
171	15.625	2:04.714
0	15.656	2:04.745
192	16.052	2:05.141
76	16.380	2:05.469
48	16.932	2:06.021
142	16.988	2:06.077
34	17.402	2:06.491
84	18.218	2:07.307
194	18.541	2:07.630
199	20.338	2:09.427
44	21.573	2:10.662
141	23.490	2:12.579
126	23.538	2:12.627
121	23.754	2:12.843
40	25.331	2:14.420
415	26.437	2:15.526
144	35.975	2:25.064
70	36.187	2:25.276
20	48.314	2:37.403

LAP 2 @ 18:24:17.440

NO	BEHIND	LAP TIME
9		1:44.261
78	0.863	1:44.719
74	0.908	1:44.545
26	4.790	1:45.441
232	8.450	1:48.351
19	9.867	1:47.223
184	10.907	1:49.180
13	11.737	1:49.137
17	13.146	1:49.780
156	15.305	1:49.202
191	16.786	1:50.294
69	17.466	1:51.665
59	21.992	1:51.358
142	23.818	1:51.091
56	23.956	1:53.159
0	25.256	1:53.861
192	25.687	1:53.896
34	27.249	1:54.108
48	27.642	1:54.971
76	27.906	1:55.787
84	29.558	1:55.601
171	29.570	1:58.206
194	29.947	1:55.667
199	34.222	1:58.145
44	37.682	2:00.370
141	39.862	2:00.633

121	40.410	2:00.917
126	43.598	2:04.321
40	44.214	2:03.144
415	50.107	2:07.931
70	1:08.037	2:16.111
144	1:15.030	2:23.316
20	1:31.034	2:26.981

LAP 3 @ 18:26:02.125

NO	BEHIND	LAP TIME
9		1:44.685
74	1.615	1:45.392
78	3.821	1:47.643
26	5.166	1:45.061
232	10.635	1:46.870
19	11.366	1:46.184
13	15.791	1:48.739
184	16.206	1:49.984
17	16.566	1:48.105
156	18.950	1:48.330
191	20.327	1:48.226
69	22.420	1:49.639
59	28.297	1:50.990
142	28.334	1:49.201
56	29.121	1:49.850
192	33.455	1:52.453
0	34.221	1:53.650
34	35.227	1:52.663
76	35.539	1:52.318
48	36.650	1:53.693
194	37.747	1:52.485
84	40.573	1:55.700
171	42.299	1:57.414
199	49.108	1:59.571
44	53.694	2:00.697
121	55.173	1:59.448
141	55.543	2:00.366
126	1:02.065	2:03.152
40	1:02.822	2:03.293
415	1:12.973	2:07.551
70	1:40.745	2:17.393

LAP 4 @ 18:27:47.826

NO	BEHIND	LAP TIME
9		1:45.701
74	1.928	1:46.014
26	4.277	1:44.812
78	6.596	1:48.476
232	12.146	1:47.212
19	12.352	1:46.687
13	18.435	1:48.345
17	19.310	1:48.445
184	22.159	1:51.654
156	22.298	1:49.049
191	22.956	1:48.330
20	1 Lap	2:27.854
69	28.718	1:51.999
142	33.014	1:50.381
59	33.073	1:50.477
56	33.742	1:50.322
192	38.973	1:51.219
76	42.009	1:52.171
0	42.863	1:54.343
34	43.099	1:53.573

48	46.247	1:55.298
194	46.737	1:54.691
84	50.998	1:56.126
171	53.561	1:56.963
199	1:04.541	2:01.134
44	1:09.004	2:01.011
141	1:09.167	1:59.325
121	1:09.876	2:00.404
126	1:17.681	2:01.317
40	1:18.945	2:01.824
415	1:33.426	2:06.154

LAP 5 @ 18:29:32.882

NO	BEHIND	LAP TIME
9		1:45.056
26	3.000	1:43.779
78	13.658	1:52.118
19	13.798	1:46.502
232	19.620	1:52.530
13	21.512	1:48.133
17	23.945	1:49.691
191	27.726	1:49.826
184	27.940	1:50.837
70	1 Lap	2:18.075
156	28.083	1:50.841
142	38.550	1:50.592
69	39.371	1:55.709
56	39.521	1:50.835
59	41.091	1:53.074
192	46.279	1:52.362
76	48.663	1:51.710
34	50.653	1:52.610
0	51.852	1:54.045
194	56.771	1:55.090
48	58.041	1:56.850
84	1:03.749	1:57.807
171	1:07.463	1:58.958
20	1 Lap	2:27.413
199	1:21.115	2:01.630
141	1:21.823	1:57.712
44	1:22.314	1:58.366
126	1:33.874	2:01.249
40	1:36.422	2:02.533
415	1:55.103	2:06.733

Weather / Track : Cloudy / Drying

Results can be found at www.tsl-timing.com

Cadwell Park

Circuit Length = 2.1800 miles

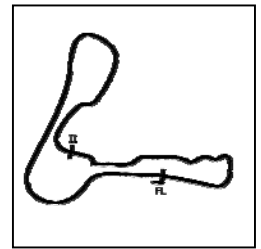
Start: 18:20 Flag 18:29 End: 18:33

Printed - 18:36 Saturday, 27 April 2019

BMCRC - MRO Championships 2019 - Rnd 3 @ Cadwell Park

MRO Minitwins & BMCRC Rookie Minitwins

RACE 15 - SECTOR ANALYSIS



SECTOR 1 = FL to I1, SECTOR 2 = I1 to FL, DIFF = Difference To Personal Best Lap, P = Crossed Finish Line in Pit Lane, D = Time Disallowed

P1 9		Mark TAYLOR		Suzuki - SDC Performance		
IDEAL LAP TIME : 1:43.986		BEST LAP TIME : 1:44.261		DIFFERENCE : 0.275		
LAP	SECTOR 1	SECTOR 2	LAP TIME	MPH	DIFF	TIME OF DAY
1 -		43.608	1:49.089	71.94	4.828	18:22:33.179
2 -	1:00.378	43.883	1:44.261 (1)	75.27		18:24:17.440
3 -	1:00.415	44.270	1:44.685 (2)	74.96	0.424	18:26:02.125
4 -	1:01.393	44.308	1:45.701	74.24	1.440	18:27:47.826
5 -	1:00.741	44.315	1:45.056 (3)	74.70	0.795	18:29:32.882

P2 26		Glynn DAVIES		Suzuki -		
IDEAL LAP TIME : 1:43.779		BEST LAP TIME : 1:43.779		DIFFERENCE : 0.000		
LAP	SECTOR 1	SECTOR 2	LAP TIME	MPH	DIFF	TIME OF DAY
1 -		44.723	1:52.699	69.63	8.920	18:22:36.789
2 -	1:01.085	44.356	1:45.441	74.43	1.662	18:24:22.230
3 -	1:01.003	44.058	1:45.061 (3)	74.70	1.282	18:26:07.291
4 -	1:01.354	43.458	1:44.812 (2)	74.87	1.033	18:27:52.103
5 -	1:00.459	43.320	1:43.779 (1)	75.62		18:29:35.882

P3 78		Keith POVAH		Suzuki - 78Plate.com ScreenPrinting/SubvertBoardstore.com		
IDEAL LAP TIME : 1:44.265		BEST LAP TIME : 1:44.719		DIFFERENCE : 0.454		
LAP	SECTOR 1	SECTOR 2	LAP TIME	MPH	DIFF	TIME OF DAY
1 -		43.701	1:49.494	71.67	4.775	18:22:33.584
2 -	1:00.564	44.155	1:44.719 (1)	74.94		18:24:18.303
3 -	1:02.041	45.602	1:47.643 (2)	72.90	2.924	18:26:05.946
4 -	1:03.076	45.400	1:48.476 (3)	72.34	3.757	18:27:54.422
5 -	1:04.702	47.416	1:52.118	69.99	7.399	18:29:46.540

P4 19		Kevin LILLEY		Suzuki - Vanson Leathers		
IDEAL LAP TIME : 1:45.982		BEST LAP TIME : 1:46.184		DIFFERENCE : 0.202		
LAP	SECTOR 1	SECTOR 2	LAP TIME	MPH	DIFF	TIME OF DAY
1 -		46.151	1:55.994	67.65	9.810	18:22:40.084
2 -	1:02.120	45.103	1:47.223	73.19	1.039	18:24:27.307
3 -	1:01.491	44.693	1:46.184 (1)	73.91		18:26:13.491
4 -	1:01.289	45.398	1:46.687 (3)	73.56	0.503	18:28:00.178
5 -	1:01.529	44.973	1:46.502 (2)	73.68	0.318	18:29:46.680

P5 232 R		Matt WETHERELL		Suzuki - MSG Racing/Lamonde.com/FWR Tyres		
IDEAL LAP TIME : 1:46.766		BEST LAP TIME : 1:46.870		DIFFERENCE : 0.104		
LAP	SECTOR 1	SECTOR 2	LAP TIME	MPH	DIFF	TIME OF DAY
1 -		44.509	1:53.449	69.17	6.579	18:22:37.539
2 -	1:02.503	45.848	1:48.351 (3)	72.43	1.481	18:24:25.890
3 -	1:02.257	44.613	1:46.870 (1)	73.43		18:26:12.760
4 -	1:02.301	44.911	1:47.212 (2)	73.20	0.342	18:27:59.972
5 -	1:02.758	49.772	1:52.530	69.74	5.660	18:29:52.502

P6 13		Wil GREEN		Suzuki - Faith Fueled Racing		
IDEAL LAP TIME : 1:46.885		BEST LAP TIME : 1:48.133		DIFFERENCE : 1.248		
LAP	SECTOR 1	SECTOR 2	LAP TIME	MPH	DIFF	TIME OF DAY
1 -		47.281	1:55.950	67.68	7.817	18:22:40.040
2 -	1:03.183	45.954	1:49.137	71.91	1.004	18:24:29.177
3 -	1:03.311	45.428	1:48.739 (3)	72.17	0.606	18:26:17.916
4 -	1:01.544	46.801	1:48.345 (2)	72.43	0.212	18:28:06.261
5 -	1:01.457	46.676	1:48.133 (1)	72.57		18:29:54.394

P7 17 R		Tommy DOWNES		Suzuki - Ray Gnarley/ MoreMoto		
IDEAL LAP TIME : 1:47.796		BEST LAP TIME : 1:48.105		DIFFERENCE : 0.309		
LAP	SECTOR 1	SECTOR 2	LAP TIME	MPH	DIFF	TIME OF DAY

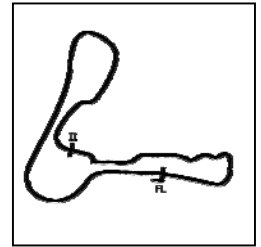
Weather / Track : Cloudy / Drying

Cadwell Park
Circuit Length = 2.1800 miles
Start: 18:20 Flag 18:29 End: 18:33

BMCRC - MRO Championships 2019 - Rnd 3 @ Cadwell Park

MRO Minitwins & BMCRC Rookie Minitwins

RACE 15 - SECTOR ANALYSIS



SECTOR 1 = FL to I1, SECTOR 2 = I1 to FL, DIFF = Difference To Personal Best Lap, P = Crossed Finish Line in Pit Lane, D = Time Disallowed

1 -		46.497	1:56.716	67.24	8.611	18:22:40.806
2 -	1:03.921	45.859	1:49.780	71.48	1.675	18:24:30.586
3 -	1:02.830	45.275	1:48.105 (1)	72.59		18:26:18.691
4 -	1:02.903	45.542	1:48.445 (2)	72.36	0.340	18:28:07.136
5 -	1:02.521	47.170	1:49.691 (3)	71.54	1.586	18:29:56.827

P8 191 Daniel GOOD		Suzuki - KEP services				
IDEAL LAP TIME : 1:47.886		BEST LAP TIME : 1:48.226				
		DIFFERENCE : 0.340				
LAP	SECTOR 1	SECTOR 2	LAP TIME	MPH	DIFF	TIME OF DAY
1 -		46.585	1:59.842	65.48	11.616	18:22:43.932
2 -	1:04.442	45.852	1:50.294	71.15	2.068	18:24:34.226
3 -	1:02.828	45.398	1:48.226 (1)	72.51		18:26:22.452
4 -	1:02.488	45.842	1:48.330 (2)	72.44	0.104	18:28:10.782
5 -	1:02.543	47.283	1:49.826 (3)	71.45	1.600	18:30:00.608

P9 184 David TWYFORD		Suzuki -				
IDEAL LAP TIME : 1:49.055		BEST LAP TIME : 1:49.180				
		DIFFERENCE : 0.125				
LAP	SECTOR 1	SECTOR 2	LAP TIME	MPH	DIFF	TIME OF DAY
1 -		45.750	1:55.077	68.19	5.897	18:22:39.167
2 -	1:03.355	45.825	1:49.180 (1)	71.88		18:24:28.347
3 -	1:04.284	45.700	1:49.984 (2)	71.35	0.804	18:26:18.331
4 -	1:03.807	47.847	1:51.654	70.28	2.474	18:28:09.985
5 -	1:04.030	46.807	1:50.837 (3)	70.80	1.657	18:30:00.822

P10 156 Michael STONE		Suzuki -				
IDEAL LAP TIME : 1:48.241		BEST LAP TIME : 1:48.330				
		DIFFERENCE : 0.089				
LAP	SECTOR 1	SECTOR 2	LAP TIME	MPH	DIFF	TIME OF DAY
1 -		46.574	1:59.453	65.70	11.123	18:22:43.543
2 -	1:03.589	45.613	1:49.202 (3)	71.86	0.872	18:24:32.745
3 -	1:02.628	45.702	1:48.330 (1)	72.44		18:26:21.075
4 -	1:02.866	46.183	1:49.049 (2)	71.96	0.719	18:28:10.124
5 -	1:03.388	47.453	1:50.841	70.80	2.511	18:30:00.965

P11 142 Chris KENT		Suzuki - More moto				
IDEAL LAP TIME : 1:49.201		BEST LAP TIME : 1:49.201				
		DIFFERENCE : 0.000				
LAP	SECTOR 1	SECTOR 2	LAP TIME	MPH	DIFF	TIME OF DAY
1 -		48.225	2:06.077	62.24	16.876	18:22:50.167
2 -	1:05.426	45.665	1:51.091	70.64	1.890	18:24:41.258
3 -	1:03.669	45.532	1:49.201 (1)	71.86		18:26:30.459
4 -	1:04.330	46.051	1:50.381 (2)	71.09	1.180	18:28:20.840
5 -	1:04.207	46.385	1:50.592 (3)	70.96	1.391	18:30:11.432

P12 69 Danny HUSKINSON		Suzuki - art of racing				
IDEAL LAP TIME : 1:49.639		BEST LAP TIME : 1:49.639				
		DIFFERENCE : 0.000				
LAP	SECTOR 1	SECTOR 2	LAP TIME	MPH	DIFF	TIME OF DAY
1 -		46.774	1:59.151	65.86	9.512	18:22:43.241
2 -	1:05.521	46.144	1:51.665 (2)	70.28	2.026	18:24:34.906
3 -	1:04.083	45.556	1:49.639 (1)	71.58		18:26:24.545
4 -	1:04.337	47.662	1:51.999 (3)	70.07	2.360	18:28:16.544
5 -	1:06.756	48.953	1:55.709	67.82	6.070	18:30:12.253

P13 56 Jamie INGHAM		Suzuki - Oadby motorcycle services				
IDEAL LAP TIME : 1:49.659		BEST LAP TIME : 1:49.850				
		DIFFERENCE : 0.191				
LAP	SECTOR 1	SECTOR 2	LAP TIME	MPH	DIFF	TIME OF DAY
1 -		49.179	2:04.147	63.21	14.297	18:22:48.237
2 -	1:05.566	47.593	1:53.159	69.35	3.309	18:24:41.396
3 -	1:03.898	45.952	1:49.850 (1)	71.44		18:26:31.246
4 -	1:03.707	46.615	1:50.322 (2)	71.13	0.472	18:28:21.568

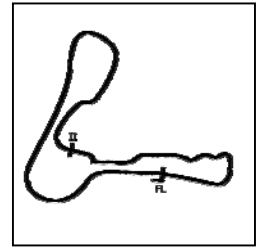
Weather / Track : Cloudy / Drying

Cadwell Park
Circuit Length = 2.1800 miles
Start: 18:20 Flag 18:29 End: 18:33

BMCRC - MRO Championships 2019 - Rnd 3 @ Cadwell Park

MRO Minitwins & BMCRC Rookie Minitwins

RACE 15 - SECTOR ANALYSIS



SECTOR 1 = FL to I1, SECTOR 2 = I1 to FL, DIFF = Difference To Personal Best Lap, P = Crossed Finish Line in Pit Lane, D = Time Disallowed

5 - 1:03.795 47.040 1:50.835 (3) 70.80 0.985 18:30:12.403

P14	59	Martin FOORD	Suzuki - Zero-59RACING			
IDEAL LAP TIME : 1:50.477		BEST LAP TIME : 1:50.477		DIFFERENCE : 0.000		

LAP	SECTOR 1	SECTOR 2	LAP TIME	MPH	DIFF	TIME OF DAY
1 -		47.308	2:03.984	63.29	13.507	18:22:48.074
2 -	1:04.410	46.948	1:51.358 (3)	70.47	0.881	18:24:39.432
3 -	1:04.478	46.512	1:50.990 (2)	70.70	0.513	18:26:30.422
4 -	1:04.107	46.370	1:50.477 (1)	71.03		18:28:20.899
5 -	1:04.642	48.432	1:53.074	69.40	2.597	18:30:13.973

P15	192	Daniel MOFFA	Suzuki - DM Racing			
IDEAL LAP TIME : 1:51.219		BEST LAP TIME : 1:51.219		DIFFERENCE : 0.000		

LAP	SECTOR 1	SECTOR 2	LAP TIME	MPH	DIFF	TIME OF DAY
1 -		47.963	2:05.141	62.71	13.922	18:22:49.231
2 -	1:07.057	46.839	1:53.896	68.90	2.677	18:24:43.127
3 -	1:05.395	47.058	1:52.453 (3)	69.78	1.234	18:26:35.580
4 -	1:04.918	46.301	1:51.219 (1)	70.56		18:28:26.799
5 -	1:05.630	46.732	1:52.362 (2)	69.84	1.143	18:30:19.161

P16	76	Phillip RODGERS	Suzuki - pinbadgelab.co.uk			
IDEAL LAP TIME : 1:51.190		BEST LAP TIME : 1:51.710		DIFFERENCE : 0.520		

LAP	SECTOR 1	SECTOR 2	LAP TIME	MPH	DIFF	TIME OF DAY
1 -		47.894	2:05.469	62.54	13.759	18:22:49.559
2 -	1:08.121	47.666	1:55.787	67.78	4.077	18:24:45.346
3 -	1:05.692	46.626	1:52.318 (3)	69.87	0.608	18:26:37.664
4 -	1:05.195	46.976	1:52.171 (2)	69.96	0.461	18:28:29.835
5 -	1:04.564	47.146	1:51.710 (1)	70.25		18:30:21.545

P17	34 R	Dan THOMAS	Suzuki -			
IDEAL LAP TIME : 1:52.610		BEST LAP TIME : 1:52.610		DIFFERENCE : 0.000		

LAP	SECTOR 1	SECTOR 2	LAP TIME	MPH	DIFF	TIME OF DAY
1 -		48.571	2:06.491	62.04	13.881	18:22:50.581
2 -	1:06.322	47.786	1:54.108	68.77	1.498	18:24:44.689
3 -	1:05.537	47.126	1:52.663 (2)	69.65	0.053	18:26:37.352
4 -	1:05.999	47.574	1:53.573 (3)	69.10	0.963	18:28:30.925
5 -	1:05.506	47.104	1:52.610 (1)	69.69		18:30:23.535

P18	0	Luke STANLEY	Suzuki - Urban Race Tribe			
IDEAL LAP TIME : 1:53.314		BEST LAP TIME : 1:53.650		DIFFERENCE : 0.336		

LAP	SECTOR 1	SECTOR 2	LAP TIME	MPH	DIFF	TIME OF DAY
1 -		48.611	2:04.745	62.91	11.095	18:22:48.835
2 -	1:06.720	47.141	1:53.861 (2)	68.92	0.211	18:24:42.696
3 -	1:07.056	46.594	1:53.650 (1)	69.05		18:26:36.346
4 -	1:06.835	47.508	1:54.343	68.63	0.693	18:28:30.689
5 -	1:07.260	46.785	1:54.045 (3)	68.81	0.395	18:30:24.734

P19	194 R	Simon GARDNER	Kawasaki - Utllergy			
IDEAL LAP TIME : 1:52.485		BEST LAP TIME : 1:52.485		DIFFERENCE : 0.000		

LAP	SECTOR 1	SECTOR 2	LAP TIME	MPH	DIFF	TIME OF DAY
1 -		49.293	2:07.630	61.49	15.145	18:22:51.720
2 -	1:06.803	48.864	1:55.667	67.85	3.182	18:24:47.387
3 -	1:05.452	47.033	1:52.485 (1)	69.76		18:26:39.872
4 -	1:06.249	48.442	1:54.691 (2)	68.42	2.206	18:28:34.563
5 -	1:07.483	47.607	1:55.090 (3)	68.19	2.605	18:30:29.653

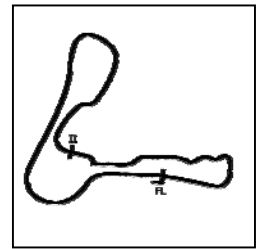
Weather / Track : Cloudy / Drying

Cadwell Park
Circuit Length = 2.1800 miles
Start: 18:20 Flag 18:29 End: 18:33

BMCRC - MRO Championships 2019 - Rnd 3 @ Cadwell Park

MRO Minitwins & BMCRC Rookie Minitwins

RACE 15 - SECTOR ANALYSIS



SECTOR 1 = FL to I1, SECTOR 2 = I1 to FL, DIFF = Difference To Personal Best Lap, P = Crossed Finish Line in Pit Lane, D = Time Disallowed

P20 48		Shaun WALLIS		Suzuki - Watling Tyres		
IDEAL LAP TIME : 1:53.693		BEST LAP TIME : 1:53.693		DIFFERENCE : 0.000		
LAP	SECTOR 1	SECTOR 2	LAP TIME	MPH	DIFF	TIME OF DAY
1 -		48.448	2:06.021	62.27	12.328	18:22:50.111
2 -	1:07.185	47.786	1:54.971 (2)	68.26	1.278	18:24:45.082
3 -	1:06.195	47.498	1:53.693 (1)	69.02		18:26:38.775
4 -	1:06.722	48.576	1:55.298 (3)	68.06	1.605	18:28:34.073
5 -	1:08.549	48.301	1:56.850	67.16	3.157	18:30:30.923

P21 84		Ricardo BRANCO		Suzuki - IMP Racing		
IDEAL LAP TIME : 1:55.268		BEST LAP TIME : 1:55.601		DIFFERENCE : 0.333		
LAP	SECTOR 1	SECTOR 2	LAP TIME	MPH	DIFF	TIME OF DAY
1 -		48.881	2:07.307	61.64	11.706	18:22:51.397
2 -	1:06.585	49.016	1:55.601 (1)	67.88		18:24:46.998
3 -	1:07.017	48.683	1:55.700 (2)	67.83	0.099	18:26:42.698
4 -	1:07.131	48.995	1:56.126 (3)	67.58	0.525	18:28:38.824
5 -	1:07.022	50.785	1:57.807	66.61	2.206	18:30:36.631

P22 171		Colin CLUNE		Suzuki -		
IDEAL LAP TIME : 1:56.962		BEST LAP TIME : 1:56.963		DIFFERENCE : 0.001		
LAP	SECTOR 1	SECTOR 2	LAP TIME	MPH	DIFF	TIME OF DAY
1 -		49.309	2:04.714	62.92	7.751	18:22:48.804
2 -	1:08.409	49.797	1:58.206 (3)	66.39	1.243	18:24:47.010
3 -	1:07.756	49.658	1:57.414 (2)	66.84	0.451	18:26:44.424
4 -	1:07.653	49.310	1:56.963 (1)	67.09		18:28:41.387
5 -	1:08.223	50.735	1:58.958	65.97	1.995	18:30:40.345

P23 199		Michael FROST		Suzuki -		
IDEAL LAP TIME : 1:58.145		BEST LAP TIME : 1:58.145		DIFFERENCE : 0.000		
LAP	SECTOR 1	SECTOR 2	LAP TIME	MPH	DIFF	TIME OF DAY
1 -		50.261	2:09.427	60.63	11.282	18:22:53.517
2 -	1:08.766	49.379	1:58.145 (1)	66.42		18:24:51.662
3 -	1:10.009	49.562	1:59.571 (2)	65.63	1.426	18:26:51.233
4 -	1:11.057	50.077	2:01.134 (3)	64.78	2.989	18:28:52.367
5 -	1:11.332	50.298	2:01.630	64.52	3.485	18:30:53.997

P24 141 R		Dean HOLLAND		Suzuki - Pristine clean and valeting		
IDEAL LAP TIME : 1:57.530		BEST LAP TIME : 1:57.712		DIFFERENCE : 0.182		
LAP	SECTOR 1	SECTOR 2	LAP TIME	MPH	DIFF	TIME OF DAY
1 -		51.113	2:12.579	59.19	14.867	18:22:56.669
2 -	1:10.154	50.479	2:00.633	65.05	2.921	18:24:57.302
3 -	1:08.862	51.504	2:00.366 (3)	65.20	2.654	18:26:57.668
4 -	1:09.552	49.773	1:59.325 (2)	65.77	1.613	18:28:56.993
5 -	1:07.757	49.955	1:57.712 (1)	66.67		18:30:54.705

P25 44		Tony PARKER		Suzuki - Emerald Elevators		
IDEAL LAP TIME : 1:58.366		BEST LAP TIME : 1:58.366		DIFFERENCE : 0.000		
LAP	SECTOR 1	SECTOR 2	LAP TIME	MPH	DIFF	TIME OF DAY
1 -		50.569	2:10.662	60.06	12.296	18:22:54.752
2 -	1:10.228	50.142	2:00.370 (2)	65.19	2.004	18:24:55.122
3 -	1:10.728	49.969	2:00.697 (3)	65.02	2.331	18:26:55.819
4 -	1:10.927	50.084	2:01.011	64.85	2.645	18:28:56.830
5 -	1:09.705	48.661	1:58.366 (1)	66.30		18:30:55.196

P26 126		Damien LECHAUVE		Suzuki -		
IDEAL LAP TIME : 2:01.168		BEST LAP TIME : 2:01.249		DIFFERENCE : 0.081		
LAP	SECTOR 1	SECTOR 2	LAP TIME	MPH	DIFF	TIME OF DAY
1 -						

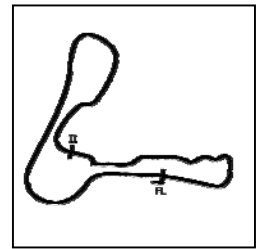
Weather / Track : Cloudy / Drying

Cadwell Park
Circuit Length = 2.1800 miles
Start: 18:20 Flag 18:29 End: 18:33

BMCRC - MRO Championships 2019 - Rnd 3 @ Cadwell Park

MRO Minitwins & BMCRC Rookie Minitwins

RACE 15 - SECTOR ANALYSIS



SECTOR 1 = FL to I1, SECTOR 2 = I1 to FL, DIFF = Difference To Personal Best Lap, P = Crossed Finish Line in Pit Lane, D = Time Disallowed

1 -		51.392	2:12.627	59.17	11.378	18:22:56.717
2 -	1:12.278	52.043	2:04.321	63.12	3.072	18:25:01.038
3 -	1:11.294	51.858	2:03.152 (3)	63.72	1.903	18:27:04.190
4 -	1:09.887	51.430	2:01.317 (2)	64.69	0.068	18:29:05.507
5 -	1:09.968	51.281	2:01.249 (1)	64.72		18:31:06.756

P27 40 R		Simon WILKINSON		Suzuki - S P Wilkinson Engineering Ltd		
IDEAL LAP TIME : 2:01.662		BEST LAP TIME : 2:01.824		DIFFERENCE : 0.162		
LAP	SECTOR 1	SECTOR 2	LAP TIME	MPH	DIFF	TIME OF DAY
1 -		51.711	2:14.420	58.38	12.596	18:22:58.510
2 -	1:11.706	51.438	2:03.144 (3)	63.73	1.320	18:25:01.654
3 -	1:11.820	51.473	2:03.293	63.65	1.469	18:27:04.947
4 -	1:10.884	50.940	2:01.824 (1)	64.42		18:29:06.771
5 -	1:10.722	51.811	2:02.533 (2)	64.04	0.709	18:31:09.304

P28 415 R		Alan HENSBY		Suzuki -		
IDEAL LAP TIME : 2:05.944		BEST LAP TIME : 2:06.154		DIFFERENCE : 0.210		
LAP	SECTOR 1	SECTOR 2	LAP TIME	MPH	DIFF	TIME OF DAY
1 -		52.425	2:15.526	57.90	9.372	18:22:59.616
2 -	1:14.363	53.568	2:07.931	61.34	1.777	18:25:07.547
3 -	1:14.721	52.830	2:07.551 (3)	61.52	1.397	18:27:15.098
4 -	1:14.082	52.072	2:06.154 (1)	62.21		18:29:21.252
5 -	1:14.871	51.862	2:06.733 (2)	61.92	0.579	18:31:27.985

P29 70 R		Vanessa GILLAM		Suzuki - No More Straps		
IDEAL LAP TIME : 2:15.127		BEST LAP TIME : 2:16.111		DIFFERENCE : 0.984		
LAP	SECTOR 1	SECTOR 2	LAP TIME	MPH	DIFF	TIME OF DAY
1 -		56.030	2:25.276	54.02	9.165	18:23:09.366
2 -	1:19.097	57.014	2:16.111 (1)	57.65		18:25:25.477
3 -	1:19.588	57.805	2:17.393 (2)	57.12	1.282	18:27:42.870
4 -	1:21.082	56.993	2:18.075 (3)	56.83	1.964	18:30:00.945

P30 20 R		Steve MALE		Suzuki - ATB Racing		
IDEAL LAP TIME : 2:26.961		BEST LAP TIME : 2:26.981		DIFFERENCE : 0.020		
LAP	SECTOR 1	SECTOR 2	LAP TIME	MPH	DIFF	TIME OF DAY
1 -		1:01.355	2:37.403	49.85	10.422	18:23:21.493
2 -	1:26.148	1:00.833	2:26.981 (1)	53.39		18:25:48.474
3 -	1:26.872	1:00.982	2:27.854 (3)	53.07	0.873	18:28:16.328
4 -	1:26.600	1:00.813	2:27.413 (2)	53.23	0.432	18:30:43.741

P31 74		Daniel SINGLETON		Suzuki - Bambino Developments Racing		
IDEAL LAP TIME : 1:43.234		BEST LAP TIME : 1:44.545		DIFFERENCE : 1.311		
LAP	SECTOR 1	SECTOR 2	LAP TIME	MPH	DIFF	TIME OF DAY
1 -		43.476	1:49.713	71.53	5.168	18:22:33.803
2 -	1:00.642	43.903	1:44.545 (1)	75.06		18:24:18.348
3 -	59.758	45.634	1:45.392 (2)	74.46	0.847	18:26:03.740
4 -	1:00.902	45.112	1:46.014 (3)	74.02	1.469	18:27:49.754

P32 121 R		Samuel KENT		Suzuki - RAG Racing/ S Kent Construction Ltd		
IDEAL LAP TIME : 1:59.448		BEST LAP TIME : 1:59.448		DIFFERENCE : 0.000		
LAP	SECTOR 1	SECTOR 2	LAP TIME	MPH	DIFF	TIME OF DAY
1 -		50.917	2:12.843	59.07	13.395	18:22:56.933
2 -	1:09.990	50.927	2:00.917 (3)	64.90	1.469	18:24:57.850
3 -	1:09.115	50.333	1:59.448 (1)	65.70		18:26:57.298
4 -	1:09.669	50.735	2:00.404 (2)	65.18	0.956	18:28:57.702

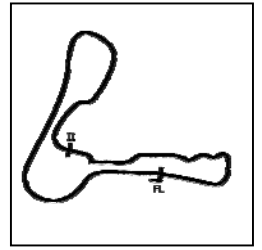
Weather / Track : Cloudy / Drying

Cadwell Park
Circuit Length = 2.1800 miles
Start: 18:20 Flag 18:29 End: 18:33

BMCRC - MRO Championships 2019 - Rnd 3 @ Cadwell Park

MRO Minitwins & BMCRC Rookie Minitwins

RACE 15 - SECTOR ANALYSIS



SECTOR 1 = FL to I1, SECTOR 2 = I1 to FL, DIFF = Difference To Personal Best Lap, P = Crossed Finish Line in Pit Lane, D = Time Disallowed

P33 144		Nick CRONIN		Suzuki - Kite Motorcycles		
IDEAL LAP TIME : 2:21.782		BEST LAP TIME : 2:23.316		DIFFERENCE : 1.534		
LAP	SECTOR 1	SECTOR 2	LAP TIME	MPH	DIFF	TIME OF DAY
1 -		58.702	2:25.064	54.10	1.748	18:23:09.154
2 -	1:23.080	1:00.236	2:23.316 (1)	54.76		18:25:32.470

BMCRC - MRO Championships 2019 - Rnd 3 @ Cadwell Park

MRO Minitwins & BMCRC Rookie Minitwins

RACE 15 - BEST SECTORS

SECTOR 1			SECTOR 2			IDEAL / BEST COMPARISON						
POS	NO	NAME	TIME	NO	NAME	TIME	POS	NO	NAME	IDEAL	BEST	DIFF
									PERFECT LAP	1:43.078		
1	74	SINGLETON	59.758	26	DAVIES	43.320	1	74	SINGLETON	1:43.234	1:44.545	1.311
2	9	TAYLOR	1:00.378	74	SINGLETON	43.476	2	26	DAVIES	1:43.779	1:43.779	0.000
3	26	DAVIES	1:00.459	9	TAYLOR	43.608	3	9	TAYLOR	1:43.986	1:44.261	0.275
4	78	POVAH	1:00.564	78	POVAH	43.701	4	78	POVAH	1:44.265	1:44.719	0.454
5	19	LILLEY	1:01.289	232	WETHERELL	44.509	5	19	LILLEY	1:45.982	1:46.184	0.202
6	13	GREEN	1:01.457	19	LILLEY	44.693	6	232	WETHERELL	1:46.766	1:46.870	0.104
7	232	WETHERELL	1:02.257	17	DOWNES	45.275	7	13	GREEN	1:46.885	1:48.133	1.248
8	191	GOOD	1:02.488	191	GOOD	45.398	8	17	DOWNES	1:47.796	1:48.105	0.309
9	17	DOWNES	1:02.521	13	GREEN	45.428	9	191	GOOD	1:47.886	1:48.226	0.340
10	156	STONE	1:02.628	142	KENT	45.532	10	156	STONE	1:48.241	1:48.330	0.089
11	184	TWYFORD	1:03.355	69	HUSKINSON	45.556	11	184	TWYFORD	1:49.055	1:49.180	0.125
12	142	KENT	1:03.669	156	STONE	45.613	12	142	KENT	1:49.201	1:49.201	0.000
13	56	INGHAM	1:03.707	184	TWYFORD	45.700	13	69	HUSKINSON	1:49.639	1:49.639	0.000
14	69	HUSKINSON	1:04.083	56	INGHAM	45.952	14	56	INGHAM	1:49.659	1:49.850	0.191
15	59	FOORD	1:04.107	192	MOFFA	46.301	15	59	FOORD	1:50.477	1:50.477	0.000
16	76	RODGERS	1:04.564	59	FOORD	46.370	16	76	RODGERS	1:51.190	1:51.710	0.520
17	192	MOFFA	1:04.918	0	STANLEY	46.594	17	192	MOFFA	1:51.219	1:51.219	0.000
18	194	GARDNER	1:05.452	76	RODGERS	46.626	18	194	GARDNER	1:52.485	1:52.485	0.000
19	34	THOMAS	1:05.506	194	GARDNER	47.033	19	34	THOMAS	1:52.610	1:52.610	0.000
20	48	WALLIS	1:06.195	34	THOMAS	47.104	20	0	STANLEY	1:53.314	1:53.650	0.336
21	84	BRANCO	1:06.585	48	WALLIS	47.498	21	48	WALLIS	1:53.693	1:53.693	0.000
22	0	STANLEY	1:06.720	44	PARKER	48.661	22	84	BRANCO	1:55.268	1:55.601	0.333
23	171	CLUNE	1:07.653	84	BRANCO	48.683	23	171	CLUNE	1:56.962	1:56.963	0.001
24	141	HOLLAND	1:07.757	171	CLUNE	49.309	24	141	HOLLAND	1:57.530	1:57.712	0.182
25	199	FROST	1:08.766	199	FROST	49.379	25	199	FROST	1:58.145	1:58.145	0.000
26	121	KENT	1:09.115	141	HOLLAND	49.773	26	44	PARKER	1:58.366	1:58.366	0.000
27	44	PARKER	1:09.705	121	KENT	50.333	27	121	KENT	1:59.448	1:59.448	0.000
28	126	LECHAUVE	1:09.887	40	WILKINSON	50.940	28	126	LECHAUVE	2:01.168	2:01.249	0.081
29	40	WILKINSON	1:10.722	126	LECHAUVE	51.281	29	40	WILKINSON	2:01.662	2:01.824	0.162
30	415	HENSBY	1:14.082	415	HENSBY	51.862	30	415	HENSBY	2:05.944	2:06.154	0.210
31	70	GILLAM	1:19.097	70	GILLAM	56.030	31	70	GILLAM	2:15.127	2:16.111	0.984
32	144	CRONIN	1:23.080	144	CRONIN	58.702	32	144	CRONIN	2:21.782	2:23.316	1.534
33	20	MALE	1:26.148	20	MALE	1:00.813	33	20	MALE	2:26.961	2:26.981	0.020

BMCRC - MRO Championships 2019 - Rnd 3 @ Cadwell Park



MRO Minitwins & BMCRC Rookie Minitwins

RACE 6 - GRID (9 Laps)

ROW 13	37	51	Andrew DURANT	1		1							
ROW 12		34	81	Malvern MAY	35	182	Kyle PHILLIPS	36	43	Robert DAVIE			
ROW 11		2:16.111	31	70	Vanessa GILLAM	2:23.316	32	144	Nick CRONIN	2:26.981	33	20	Steve MALE
ROW 10			28	126	Damien LECHAUVE	2:01.249	29	40	Simon WILKINSON	2:01.824	30	415	Alan HENSBY
ROW 9		1:58.145	25	199	Michael FROST	1:58.366	26	44	Tony PARKER	1:59.448	27	121	Samuel KENT
ROW 8			22	84	Ricardo BRANCO	1:55.601	23	171	Colin CLUNE	1:56.963	24	141	Dean HOLLAND
ROW 7		1:52.610	19	34	Dan THOMAS	1:53.650	20	0	Luke STANLEY	1:53.693	21	48	Shaun WALLIS
ROW 6			16	192	Daniel MOFFA	1:51.219	17	76	Phillip RODGERS	1:51.710	18	194	Simon GARDNER
ROW 5		1:49.639	13	69	Danny HUSKINSON	1:49.850	14	56	Jamie INGHAM	1:50.477	15	59	Martin FOORD
ROW 4			10	156	Michael STONE	1:48.330	11	184	David TWYFORD	1:49.180	12	142	Chris KENT
ROW 3		1:48.105	7	17	Tommy DOWNES	1:48.133	8	13	Wii GREEN	1:48.226	9	191	Daniel GOOD
ROW 2			4	78	Keith POVAH	1:44.719	5	19	Kevin LILLEY	1:46.184	6	232	Matt WETHERELL
ROW 1		1:43.779	1	26	Glynn DAVIES	1:44.261	2	9	Mark TAYLOR	1:44.545	3	74	Daniel SINGLETON
					Pole								

Cadwell Park
Circuit Length = 2.1800 miles

These results are provisional until the conclusion of any judicial and technical matters.

Clerk Of Course :		Timekeeper :	
-------------------	--	--------------	--

Results can be found at www.tsl-timing.com

Printed - 18:37 Saturday, 27 April 2019



BMCRC - MRO Championships 2019 - Rnd 3 @ Cadwell Park



MRO Minitwins & BMCRC Rookie Minitwins

RACE 6 - CLASSIFICATION

POS	NO	CL	PIC NAME	ENTRY	LAPS	TIME	GAP	DIFF	MPH	BEST	ON
1	26		1 Glynn DAVIES	Suzuki -	9	15:20.432			76.73	1:39.227	9
2	78		2 Keith POVAH	Suzuki - 78Plate.com ScreenPrinting/SubvertBoards	9	15:20.878	0.446	0.446	76.70	1:39.872	9
3	74		3 Daniel SINGLETON	Suzuki - Bambino Developments Racing	9	15:25.580	5.148	4.702	76.31	1:41.446	6
4	9		4 Mark TAYLOR	Suzuki - SDC Performance	9	15:50.510	30.078	24.930	74.31	1:43.416	2
5	59		5 Martin FOORD	Suzuki - Zero-59RACING	9	15:52.147	31.715	1.637	74.18	1:43.051	8
6	13		6 Wil GREEN	Suzuki - Faith Fueled Racing	9	15:53.316	32.884	1.169	74.09	1:44.077	7
7	17	R	1 Tommy DOWNES	Suzuki - Ray Gnarley/ MoreMoto	9	15:56.608	36.176	3.292	73.83	1:44.623	5
8	191		7 Daniel GOOD	Suzuki - KEP services	9	15:58.147	37.715	1.539	73.71	1:43.414	6
9	142		8 Chris KENT	Suzuki - More moto	9	15:58.156	37.724	0.009	73.71	1:43.019	6
10	56		9 Jamie INGHAM	Suzuki - Oadby motorcycle services	9	15:59.866	39.434	1.710	73.58	1:43.417	6
11	192		10 Daniel MOFFA	Suzuki - DM Racing	9	16:00.753	40.321	0.887	73.51	1:43.909	6
12	69		11 Danny HUSKINSON	Suzuki - art of racing	9	16:01.380	40.948	0.627	73.46	1:43.496	6
13	184		12 David TWYFORD	Suzuki -	9	16:02.556	42.124	1.176	73.38	1:42.266	9
14	156		13 Michael STONE	Suzuki -	9	16:04.234	43.802	1.678	73.25	1:44.669	5
15	19		14 Kevin LILLEY	Suzuki - Vanson Leathers	9	16:09.725	49.293	5.491	72.83	1:43.724	6
16	48		15 Shaun WALLIS	Suzuki - Walling Tyres	9	16:32.283	1:11.851	22.558	71.18	1:47.898	3
17	76		16 Phillip RODGERS	Suzuki - pinbadgelab.co.uk	9	16:33.126	1:12.694	0.843	71.12	1:47.626	6
18	0		17 Luke STANLEY	Suzuki - Urban Race Tribe	9	16:33.607	1:13.175	0.481	71.08	1:47.997	7
19	194	R	2 Simon GARDNER	Kawasaki - Utilergy	9	16:36.318	1:15.886	2.711	70.89	1:48.838	7
20	84		18 Ricardo BRANCO	Suzuki - IMP Racing	9	16:36.647	1:16.215	0.329	70.87	1:48.114	9
21	34	R	3 Dan THOMAS	Suzuki -	9	16:38.006	1:17.574	1.359	70.77	1:48.483	5
22	81		19 Malvern MAY	Suzuki -	9	16:53.158	1:32.726	15.152	69.71	1:48.099	8
23	171		20 Colin CLUNE	Suzuki -	9	16:56.523	1:36.091	3.365	69.48	1:50.871	9
24	141	R	4 Dean HOLLAND	Suzuki - Pristine clean and valeting	8	15:43.612	1 Lap	1 Lap	66.53	1:54.610	3
25	199		21 Michael FROST	Suzuki -	8	15:47.481	1 Lap	3.869	66.26	1:55.064	8
26	126		22 Damien LECHAUVE	Suzuki -	8	15:50.954	1 Lap	3.473	66.02	1:56.038	6
27	44		23 Tony PARKER	Suzuki - Emerald Elevators	8	15:56.884	1 Lap	5.930	65.61	1:56.908	7
28	40	R	5 Simon WILKINSON	Suzuki - S P Wilkinson Engineering Ltd	8	15:58.152	1 Lap	1.268	65.52	1:57.840	3
29	51		24 Andrew DURANT	Suzuki -	8	15:59.273	1 Lap	1.121	65.45	1:55.623	4
30	415	R	6 Alan HENSBY	Suzuki -	8	16:43.998	1 Lap	44.725	62.53	2:02.076	6
31	144		25 Nick CRONIN	Suzuki - Kite Motorcycles	8	16:48.809	1 Lap	4.811	62.23	2:02.071	5
32	70	R	7 Vanessa GILLAM	Suzuki - No More Straps	7	16:10.881	2 Laps	1 Lap	56.58	2:12.021	5
33	20*	R	8 Steve MALE	Suzuki - ATB Racing	7	16:50.304	2 Laps	39.423	54.37	2:20.083	6

NOT CLASSIFIED

DNF	43		Robert DAVIE	Suzuki -	6	12:05.611	3 Laps	1 Lap	64.89	1:55.451	4
DNF	121	R	Samuel KENT	Suzuki - RAG Racing/ S Kent Construction Ltd	3	6:17.388	6 Laps	3 Laps	62.38	2:02.238	3
DNF	232	R	Matt WETHERELL	Suzuki - MSG Racing/Lamonde.com/FWR Tyres	0						

FASTEST LAP

26			Glynn DAVIES	Suzuki -	9	1:39.227		79.09 mph		127.28 kph	
17	R		Tommy DOWNES	Suzuki - Ray Gnarley/ MoreMoto	5	1:44.623		75.01 mph		120.72 kph	

No. 20 - Please fit a working transponder
Class - 92.5% of Race Speed = 70.97 mph
Class R - 92.5% of Race Speed = 68.29 mph

Cadwell Park
 Circuit Length = 2.1800 miles
 Start: 12:47 Flag 13:02 End: 13:05

Weather / Track : Cloudy / Drying

These results are provisional until the conclusion of any judicial and technical matters.

Clerk Of Course :	Timekeeper :
-------------------	--------------

Results can be found at www.tsl-timing.com

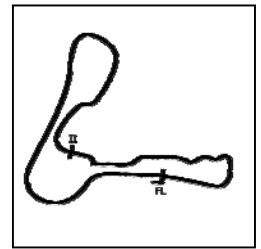
Printed - 13:09 Sunday, 28 April 2019



BMCRC - MRO Championships 2019 - Rnd 3 @ Cadwell Park

MRO Minitwins & BMCRC Rookie Minitwins

RACE 6 - SECTOR ANALYSIS



SECTOR 1 = FL to I1, SECTOR 2 = I1 to FL, DIFF = Difference To Personal Best Lap, P = Crossed Finish Line in Pit Lane, D = Time Disallowed

P1 26		Glynn DAVIES		Suzuki -		
IDEAL LAP TIME : 1:39.227		BEST LAP TIME : 1:39.227		DIFFERENCE : 0.000		
LAP	SECTOR 1	SECTOR 2	LAP TIME	MPH	DIFF	TIME OF DAY
1 -			1:49.089	71.94	9.862	12:49:17.689
2 -	59.509	43.061	1:42.570	76.51	3.343	12:51:00.259
3 -	58.767	42.465	1:41.232	77.52	2.005	12:52:41.491
4 -	58.926	43.343	1:42.269	76.73	3.042	12:54:23.760
5 -	58.496	42.097	1:40.593 (2)	78.01	1.366	12:56:04.353
6 -	58.678	42.061	1:40.739 (3)	77.90	1.512	12:57:45.092
7 -	58.075	44.697	1:42.772	76.36	3.545	12:59:27.864
8 -	59.028	42.913	1:41.941	76.98	2.714	13:01:09.805
9 -	57.541	41.686	1:39.227 (1)	79.09		13:02:49.032

P2 78		Keith POVAH		Suzuki - 78Plate.com ScreenPrinting/SubvertBoardstore.com		
IDEAL LAP TIME : 1:39.745		BEST LAP TIME : 1:39.872		DIFFERENCE : 0.127		
LAP	SECTOR 1	SECTOR 2	LAP TIME	MPH	DIFF	TIME OF DAY
1 -			1:48.853	72.09	8.981	12:49:17.453
2 -	59.384	43.115	1:42.499	76.56	2.627	12:50:59.952
3 -	58.672	42.637	1:41.309	77.46	1.437	12:52:41.261
4 -	59.041	43.862	1:42.903	76.26	3.031	12:54:24.164
5 -	58.766	42.349	1:41.115 (3)	77.61	1.243	12:56:05.279
6 -	58.389	42.014	1:40.403 (2)	78.16	0.531	12:57:45.682
7 -	58.007	44.310	1:42.317	76.70	2.445	12:59:27.999
8 -	58.705	42.902	1:41.607	77.23	1.735	13:01:09.606
9 -	58.134	41.738	1:39.872 (1)	78.58		13:02:49.478

P3 74		Daniel SINGLETON		Suzuki - Bambino Developments Racing		
IDEAL LAP TIME : 1:41.297		BEST LAP TIME : 1:41.446		DIFFERENCE : 0.149		
LAP	SECTOR 1	SECTOR 2	LAP TIME	MPH	DIFF	TIME OF DAY
1 -			1:49.163	71.89	7.717	12:49:17.763
2 -	59.244	43.276	1:42.520	76.55	1.074	12:51:00.283
3 -	59.147	42.758	1:41.905	77.01	0.459	12:52:42.188
4 -	59.411	43.168	1:42.579	76.50	1.133	12:54:24.767
5 -	59.314	42.167	1:41.481 (2)	77.33	0.035	12:56:06.248
6 -	59.296	42.150	1:41.446 (1)	77.36		12:57:47.694
7 -	59.475	43.248	1:42.723	76.40	1.277	12:59:30.417
8 -	59.198	42.776	1:41.974	76.96	0.528	13:01:12.391
9 -	59.448	42.341	1:41.789 (3)	77.10	0.343	13:02:54.180

P4 9		Mark TAYLOR		Suzuki - SDC Performance		
IDEAL LAP TIME : 1:43.406		BEST LAP TIME : 1:43.416		DIFFERENCE : 0.010		
LAP	SECTOR 1	SECTOR 2	LAP TIME	MPH	DIFF	TIME OF DAY
1 -			1:50.396	71.08	6.980	12:49:18.996
2 -	59.546	43.870	1:43.416 (1)	75.88		12:51:02.412
3 -	59.877	44.251	1:44.128 (2)	75.36	0.712	12:52:46.540
4 -	1:01.563	45.678	1:47.241	73.18	3.825	12:54:33.781
5 -	1:00.140	44.088	1:44.228 (3)	75.29	0.812	12:56:18.009
6 -	59.978	44.856	1:44.834	74.86	1.418	12:58:02.843
7 -	1:00.387	43.989	1:44.376	75.19	0.960	12:59:47.219
8 -	1:00.692	43.860	1:44.552	75.06	1.136	13:01:31.771
9 -	1:03.004	44.335	1:47.339	73.11	3.923	13:03:19.110

P5 59		Martin FOORD		Suzuki - Zero-59RACING		
IDEAL LAP TIME : 1:43.051		BEST LAP TIME : 1:43.051		DIFFERENCE : 0.000		
LAP	SECTOR 1	SECTOR 2	LAP TIME	MPH	DIFF	TIME OF DAY
1 -		45.423	1:55.860	67.73	12.809	12:49:24.460
2 -	1:01.151	44.587	1:45.738	74.22	2.687	12:51:10.198
3 -	1:00.677	44.630	1:45.307	74.52	2.256	12:52:55.505
4 -	1:00.626	44.606	1:45.232	74.57	2.181	12:54:40.737

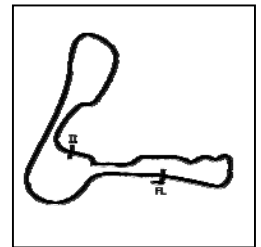
Weather / Track : Cloudy / Drying

Cadwell Park
Circuit Length = 2.1800 miles
Start: 12:47 Flag 13:02 End: 13:05

BMCRC - MRO Championships 2019 - Rnd 3 @ Cadwell Park

MRO Minitwins & BMCRC Rookie Minitwins

RACE 6 - SECTOR ANALYSIS



SECTOR 1 = FL to I1, SECTOR 2 = I1 to FL, DIFF = Difference To Personal Best Lap, P = Crossed Finish Line in Pit Lane, D = Time Disallowed

5 -	1:00.991	44.147	1:45.138	74.64	2.087	12:56:25.875
6 -	59.939	43.624	1:43.563 (3)	75.78	0.512	12:58:09.438
7 -	59.925	43.357	1:43.282 (2)	75.98	0.231	12:59:52.720
8 -	59.909	43.142	1:43.051 (1)	76.15		13:01:35.771
9 -	1:01.109	43.867	1:44.976	74.76	1.925	13:03:20.747

P6	13	Wil GREEN	Suzuki - Faith Fueled Racing			
IDEAL LAP TIME : 1:43.911		BEST LAP TIME : 1:44.077	DIFFERENCE : 0.166			
LAP	SECTOR 1	SECTOR 2	LAP TIME	MPH	DIFF	TIME OF DAY

1 -		44.757	1:51.986	70.08	7.909	12:49:20.586
2 -	1:00.887	44.190	1:45.077	74.68	1.000	12:51:05.663
3 -	1:00.614	44.597	1:45.211	74.59	1.134	12:52:50.874
4 -	1:00.628	43.961	1:44.589 (3)	75.03	0.512	12:54:35.463
5 -	1:00.245	44.138	1:44.383 (2)	75.18	0.306	12:56:19.846
6 -	1:00.765	44.927	1:45.692	74.25	1.615	12:58:05.538
7 -	59.950	44.127	1:44.077 (1)	75.40		12:59:49.615
8 -	1:01.955	44.179	1:46.134	73.94	2.057	13:01:35.749
9 -	1:01.762	44.405	1:46.167	73.92	2.090	13:03:21.916

P7	17 R	Tommy DOWNES	Suzuki - Ray Gnarley/ MoreMoto			
IDEAL LAP TIME : 1:44.384		BEST LAP TIME : 1:44.623	DIFFERENCE : 0.239			
LAP	SECTOR 1	SECTOR 2	LAP TIME	MPH	DIFF	TIME OF DAY

1 -		44.508	1:51.415	70.43	6.792	12:49:20.015
2 -	1:01.001	43.853	1:44.854 (2)	74.84	0.231	12:51:04.869
3 -	1:01.130	44.283	1:45.413	74.45	0.790	12:52:50.282
4 -	1:01.658	43.714	1:45.372	74.47	0.749	12:54:35.654
5 -	1:00.812	43.811	1:44.623 (1)	75.01		12:56:20.277
6 -	1:00.683	45.522	1:46.205	73.89	1.582	12:58:06.482
7 -	1:00.697	44.222	1:44.919 (3)	74.80	0.296	12:59:51.401
8 -	1:01.885	43.701	1:45.586	74.32	0.963	13:01:36.987
9 -	1:01.737	46.484	1:48.221	72.51	3.598	13:03:25.208

P8	191	Daniel GOOD	Suzuki - KEP services			
IDEAL LAP TIME : 1:43.092		BEST LAP TIME : 1:43.414	DIFFERENCE : 0.322			
LAP	SECTOR 1	SECTOR 2	LAP TIME	MPH	DIFF	TIME OF DAY

1 -		44.639	1:54.537	68.51	11.123	12:49:23.137
2 -	1:02.763	45.236	1:47.999	72.66	4.585	12:51:11.136
3 -	1:00.897	44.822	1:45.719	74.23	2.305	12:52:56.855
4 -	1:00.613	46.467	1:47.080	73.29	3.666	12:54:43.935
5 -	1:00.628	43.311	1:43.939 (2)	75.50	0.525	12:56:27.874
6 -	59.781	43.633	1:43.414 (1)	75.88		12:58:11.288
7 -	1:01.252	43.343	1:44.595 (3)	75.03	1.181	12:59:55.883
8 -	1:01.699	43.638	1:45.337	74.50	1.923	13:01:41.220
9 -	59.993	45.534	1:45.527	74.37	2.113	13:03:26.747

P9	142	Chris KENT	Suzuki - More moto			
IDEAL LAP TIME : 1:42.828		BEST LAP TIME : 1:43.019	DIFFERENCE : 0.191			
LAP	SECTOR 1	SECTOR 2	LAP TIME	MPH	DIFF	TIME OF DAY

1 -		45.283	1:55.944	67.68	12.925	12:49:24.544
2 -	1:01.563	45.111	1:46.674	73.57	3.655	12:51:11.218
3 -	1:00.959	44.623	1:45.582	74.33	2.563	12:52:56.800
4 -	1:01.159	46.380	1:47.539	72.97	4.520	12:54:44.339
5 -	1:00.974	43.646	1:44.620 (3)	75.01	1.601	12:56:28.959
6 -	59.862	43.157	1:43.019 (1)	76.18		12:58:11.978
7 -	1:00.989	42.966	1:43.955 (2)	75.49	0.936	12:59:55.933
8 -	1:01.453	44.180	1:45.633	74.29	2.614	13:01:41.566
9 -	1:00.053	45.137	1:45.190	74.60	2.171	13:03:26.756

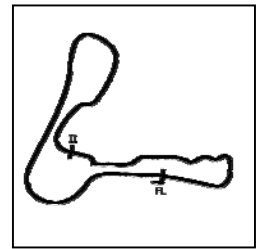
Weather / Track : Cloudy / Drying

Cadwell Park
Circuit Length = 2.1800 miles
Start: 12:47 Flag 13:02 End: 13:05

BMCRC - MRO Championships 2019 - Rnd 3 @ Cadwell Park

MRO Minitwins & BMCRC Rookie Minitwins

RACE 6 - SECTOR ANALYSIS



SECTOR 1 = FL to I1, SECTOR 2 = I1 to FL, DIFF = Difference To Personal Best Lap, P = Crossed Finish Line in Pit Lane, D = Time Disallowed

P10 56		Jamie INGHAM		Suzuki - Oadby motorcycle services			
IDEAL LAP TIME : 1:43.417		BEST LAP TIME : 1:43.417		DIFFERENCE : 0.000			
LAP	SECTOR 1	SECTOR 2	LAP TIME	MPH	DIFF	TIME OF DAY	
1 -		44.677	1:54.327	68.64	10.910	12:49:22.927	
2 -	1:01.948	44.492	1:46.440	73.73	3.023	12:51:09.367	
3 -	1:00.980	44.330	1:45.310	74.52	1.893	12:52:54.677	
4 -	1:02.123	48.348	1:50.471	71.04	7.054	12:54:45.148	
5 -	1:01.962	43.735	1:45.697	74.25	2.280	12:56:30.845	
6 -	59.868	43.549	1:43.417 (1)	75.88		12:58:14.262	
7 -	1:01.520	43.645	1:45.165	74.62	1.748	12:59:59.427	
8 -	1:00.892	44.239	1:45.131 (3)	74.65	1.714	13:01:44.558	
9 -	1:00.132	43.776	1:43.908 (2)	75.52	0.491	13:03:28.466	

P11 192		Daniel MOFFA		Suzuki - DM Racing			
IDEAL LAP TIME : 1:43.832		BEST LAP TIME : 1:43.909		DIFFERENCE : 0.077			
LAP	SECTOR 1	SECTOR 2	LAP TIME	MPH	DIFF	TIME OF DAY	
1 -		45.664	1:57.278	66.91	13.369	12:49:25.878	
2 -	1:01.613	44.544	1:46.157	73.92	2.248	12:51:12.035	
3 -	1:00.722	44.585	1:45.307	74.52	1.398	12:52:57.342	
4 -	1:01.242	46.690	1:47.932	72.71	4.023	12:54:45.274	
5 -	1:01.131	43.559	1:44.690 (3)	74.96	0.781	12:56:29.964	
6 -	1:00.273	43.636	1:43.909 (1)	75.52		12:58:13.873	
7 -	1:01.569	43.688	1:45.257	74.56	1.348	12:59:59.130	
8 -	1:00.828	44.796	1:45.624	74.30	1.715	13:01:44.754	
9 -	1:00.647	43.952	1:44.599 (2)	75.03	0.690	13:03:29.353	

P12 69		Danny HUSKINSON		Suzuki - art of racing			
IDEAL LAP TIME : 1:43.195		BEST LAP TIME : 1:43.496		DIFFERENCE : 0.301			
LAP	SECTOR 1	SECTOR 2	LAP TIME	MPH	DIFF	TIME OF DAY	
1 -		44.692	1:54.129	68.76	10.633	12:49:22.729	
2 -	1:02.756	45.354	1:48.110	72.59	4.614	12:51:10.839	
3 -	1:00.896	44.852	1:45.748	74.21	2.252	12:52:56.587	
4 -	1:01.124	48.400	1:49.524	71.65	6.028	12:54:46.111	
5 -	1:01.716	43.912	1:45.628	74.29	2.132	12:56:31.739	
6 -	1:00.113	43.383	1:43.496 (1)	75.82		12:58:15.235	
7 -	1:01.506	43.082	1:44.588 (2)	75.03	1.092	12:59:59.823	
8 -	1:00.769	44.631	1:45.400	74.45	1.904	13:01:45.223	
9 -	1:00.331	44.426	1:44.757 (3)	74.91	1.261	13:03:29.980	

P13 184		David TWYFORD		Suzuki -			
IDEAL LAP TIME : 1:41.950		BEST LAP TIME : 1:42.266		DIFFERENCE : 0.316			
LAP	SECTOR 1	SECTOR 2	LAP TIME	MPH	DIFF	TIME OF DAY	
1 -		47.062	2:09.533	60.58	27.267	12:49:38.133	
2 -	1:01.886	44.292	1:46.178	73.91	3.912	12:51:24.311	
3 -	1:00.325	44.217	1:44.542	75.07	2.276	12:53:08.853	
4 -	1:00.884	43.563	1:44.447	75.13	2.181	12:54:53.300	
5 -	1:00.890	43.314	1:44.204	75.31	1.938	12:56:37.504	
6 -	59.928	43.534	1:43.462 (3)	75.85	1.196	12:58:20.966	
7 -	59.715	45.046	1:44.761	74.91	2.495	13:00:05.727	
8 -	59.283	43.880	1:43.163 (2)	76.07	0.897	13:01:48.890	
9 -	58.636	43.630	1:42.266 (1)	76.74		13:03:31.156	

P14 156		Michael STONE		Suzuki -			
IDEAL LAP TIME : 1:44.478		BEST LAP TIME : 1:44.669		DIFFERENCE : 0.191			
LAP	SECTOR 1	SECTOR 2	LAP TIME	MPH	DIFF	TIME OF DAY	
1 -		44.899	1:55.051	68.21	10.382	12:49:23.651	
2 -	1:01.452	44.546	1:45.998 (3)	74.03	1.329	12:51:09.649	
3 -	1:01.477	45.080	1:46.557	73.65	1.888	12:52:56.206	
4 -	1:00.929	45.077	1:46.006	74.03	1.337	12:54:42.212	

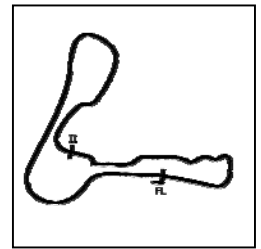
Weather / Track : Cloudy / Drying

Cadwell Park
Circuit Length = 2.1800 miles
Start: 12:47 Flag 13:02 End: 13:05

BMCRC - MRO Championships 2019 - Rnd 3 @ Cadwell Park

MRO Minitwins & BMCRC Rookie Minitwins

RACE 6 - SECTOR ANALYSIS



SECTOR 1 = FL to I1, SECTOR 2 = I1 to FL, DIFF = Difference To Personal Best Lap, P = Crossed Finish Line in Pit Lane, D = Time Disallowed

5 -	1:00.518	44.151	1:44.669 (1)	74.97		12:56:26.881
6 -	1:00.332	44.857	1:45.189 (2)	74.60	0.520	12:58:12.070
7 -	1:01.963	44.146	1:46.109	73.96	1.440	12:59:58.179
8 -	1:02.102	45.889	1:47.991	72.67	3.322	13:01:46.170
9 -	1:01.241	45.423	1:46.664	73.57	1.995	13:03:32.834

P15	19	Kevin LILLEY	Suzuki - Vanson Leathers			
IDEAL LAP TIME : 1:43.724		BEST LAP TIME : 1:43.724	DIFFERENCE : 0.000			
LAP	SECTOR 1	SECTOR 2	LAP TIME	MPH	DIFF	TIME OF DAY

1 -		48.044	2:06.969	61.81	23.245	12:49:35.569
2 -	1:02.598	44.331	1:46.929	73.39	3.205	12:51:22.498
3 -	1:00.616	45.139	1:45.755	74.20	2.031	12:53:08.253
4 -	1:02.219	44.253	1:46.472	73.71	2.748	12:54:54.725
5 -	1:01.009	43.927	1:44.936	74.78	1.212	12:56:39.661
6 -	1:00.322	43.402	1:43.724 (1)	75.66		12:58:23.385
7 -	1:00.817	44.020	1:44.837 (3)	74.85	1.113	13:00:08.222
8 -	1:00.443	44.245	1:44.688 (2)	74.96	0.964	13:01:52.910
9 -	1:00.645	44.770	1:45.415	74.44	1.691	13:03:38.325

P16	48	Shaun WALLIS	Suzuki - Watling Tyres			
IDEAL LAP TIME : 1:47.461		BEST LAP TIME : 1:47.898	DIFFERENCE : 0.437			
LAP	SECTOR 1	SECTOR 2	LAP TIME	MPH	DIFF	TIME OF DAY

1 -		46.088	2:00.519	65.11	12.621	12:49:29.119
2 -	1:04.068	45.307	1:49.375	71.75	1.477	12:51:18.494
3 -	1:02.901	44.997	1:47.898 (1)	72.73		12:53:06.392
4 -	1:03.038	45.136	1:48.174 (2)	72.55	0.276	12:54:54.566
5 -	1:03.453	46.332	1:49.785	71.48	1.887	12:56:44.351
6 -	1:03.823	45.587	1:49.410	71.73	1.512	12:58:33.761
7 -	1:03.408	45.387	1:48.795	72.13	0.897	13:00:22.556
8 -	1:04.764	44.885	1:49.649	71.57	1.751	13:02:12.205
9 -	1:04.118	44.560	1:48.678 (3)	72.21	0.780	13:04:00.883

P17	76	Phillip RODGERS	Suzuki - pinbadgelab.co.uk			
IDEAL LAP TIME : 1:46.382		BEST LAP TIME : 1:47.626	DIFFERENCE : 1.244			
LAP	SECTOR 1	SECTOR 2	LAP TIME	MPH	DIFF	TIME OF DAY

1 -		46.730	2:02.207	64.21	14.581	12:49:30.807
2 -	1:04.095	46.364	1:50.459	71.04	2.833	12:51:21.266
3 -	1:03.494	46.409	1:49.903	71.40	2.277	12:53:11.169
4 -	1:03.585	46.858	1:50.443	71.05	2.817	12:55:01.612
5 -	1:02.167	45.930	1:48.097 (3)	72.60	0.471	12:56:49.709
6 -	1:01.741	45.885	1:47.626 (1)	72.91		12:58:37.335
7 -	1:02.369	45.328	1:47.697 (2)	72.87	0.071	13:00:25.032
8 -	1:02.831	45.347	1:48.178	72.54	0.552	13:02:13.210
9 -	1:03.875	44.641	1:48.516	72.32	0.890	13:04:01.726

P18	0	Luke STANLEY	Suzuki - Urban Race Tribe			
IDEAL LAP TIME : 1:47.748		BEST LAP TIME : 1:47.997	DIFFERENCE : 0.249			
LAP	SECTOR 1	SECTOR 2	LAP TIME	MPH	DIFF	TIME OF DAY

1 -		46.159	2:00.292	65.24	12.295	12:49:28.892
2 -	1:04.752	45.761	1:50.513	71.01	2.516	12:51:19.405
3 -	1:03.581	45.327	1:48.908	72.06	0.911	12:53:08.313
4 -	1:03.714	45.314	1:49.028	71.98	1.031	12:54:57.341
5 -	1:03.523	46.085	1:49.608	71.60	1.611	12:56:46.949
6 -	1:03.283	44.786	1:48.069 (2)	72.62	0.072	12:58:35.018
7 -	1:02.962	45.035	1:47.997 (1)	72.66		13:00:23.015
8 -	1:03.806	44.893	1:48.699 (3)	72.19	0.702	13:02:11.714
9 -	1:05.446	45.047	1:50.493	71.02	2.496	13:04:02.207

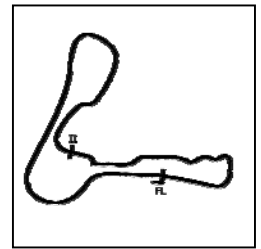
Weather / Track : Cloudy / Drying

Cadwell Park
Circuit Length = 2.1800 miles
Start: 12:47 Flag 13:02 End: 13:05

BMCRC - MRO Championships 2019 - Rnd 3 @ Cadwell Park

MRO Minitwins & BMCRC Rookie Minitwins

RACE 6 - SECTOR ANALYSIS



SECTOR 1 = FL to I1, SECTOR 2 = I1 to FL, DIFF = Difference To Personal Best Lap, P = Crossed Finish Line in Pit Lane, D = Time Disallowed

P19 194 R		Simon GARDNER		Kawasaki - Utilergy		
IDEAL LAP TIME : 1:48.275		BEST LAP TIME : 1:48.838		DIFFERENCE : 0.563		
LAP	SECTOR 1	SECTOR 2	LAP TIME	MPH	DIFF	TIME OF DAY
1 -		46.917	1:59.519	65.66	10.681	12:49:28.119
2 -	1:02.996	46.033	1:49.029 (3)	71.98	0.191	12:51:17.148
3 -	1:03.045	46.118	1:49.163	71.89	0.325	12:53:06.311
4 -	1:04.238	46.200	1:50.438	71.06	1.600	12:54:56.749
5 -	1:03.575	46.879	1:50.454	71.05	1.616	12:56:47.203
6 -	1:03.733	46.367	1:50.100	71.28	1.262	12:58:37.303
7 -	1:02.745	46.093	1:48.838 (1)	72.10		13:00:26.141
8 -	1:02.945	46.924	1:49.869	71.43	1.031	13:02:16.010
9 -	1:03.378	45.530	1:48.908 (2)	72.06	0.070	13:04:04.918

P20 84		Ricardo BRANCO		Suzuki - IMP Racing		
IDEAL LAP TIME : 1:47.502		BEST LAP TIME : 1:48.114		DIFFERENCE : 0.612		
LAP	SECTOR 1	SECTOR 2	LAP TIME	MPH	DIFF	TIME OF DAY
1 -		46.923	2:02.043	64.30	13.929	12:49:30.643
2 -	1:03.600	46.842	1:50.442	71.06	2.328	12:51:21.085
3 -	1:03.252	46.678	1:49.930	71.39	1.816	12:53:11.015
4 -	1:03.524	46.834	1:50.358	71.11	2.244	12:55:01.373
5 -	1:03.270	46.257	1:49.527	71.65	1.413	12:56:50.900
6 -	1:03.002	46.507	1:49.509	71.66	1.395	12:58:40.409
7 -	1:02.604	45.795	1:48.399 (3)	72.39	0.285	13:00:28.808
8 -	1:02.656	45.669	1:48.325 (2)	72.44	0.211	13:02:17.133
9 -	1:03.216	44.898	1:48.114 (1)	72.59		13:04:05.247

P21 34 R		Dan THOMAS		Suzuki -		
IDEAL LAP TIME : 1:47.947		BEST LAP TIME : 1:48.483		DIFFERENCE : 0.536		
LAP	SECTOR 1	SECTOR 2	LAP TIME	MPH	DIFF	TIME OF DAY
1 -		47.343	2:04.526	63.02	16.043	12:49:33.126
2 -	1:05.375	45.751	1:51.126	70.62	2.643	12:51:24.252
3 -	1:03.043	45.713	1:48.756	72.16	0.273	12:53:13.008
4 -	1:03.687	45.939	1:49.626	71.58	1.143	12:55:02.634
5 -	1:02.472	46.011	1:48.483 (1)	72.34		12:56:51.117
6 -	1:03.160	46.262	1:49.422	71.72	0.939	12:58:40.539
7 -	1:02.903	45.780	1:48.683 (3)	72.21	0.200	13:00:29.222
8 -	1:02.637	46.065	1:48.702	72.19	0.219	13:02:17.924
9 -	1:03.207	45.475	1:48.682 (2)	72.21	0.199	13:04:06.606

P22 81		Malvern MAY		Suzuki -		
IDEAL LAP TIME : 1:47.964		BEST LAP TIME : 1:48.099		DIFFERENCE : 0.135		
LAP	SECTOR 1	SECTOR 2	LAP TIME	MPH	DIFF	TIME OF DAY
1 -		49.568	2:09.094	60.79	20.995	12:49:37.694
2 -	1:06.764	48.256	1:55.020	68.23	6.921	12:51:32.714
3 -	1:04.620	46.641	1:51.261	70.53	3.162	12:53:23.975
4 -	1:03.796	46.744	1:50.540	70.99	2.441	12:55:14.515
5 -	1:04.581	46.406	1:50.987	70.71	2.888	12:57:05.502
6 -	1:03.144	46.146	1:49.290 (3)	71.80	1.191	12:58:54.792
7 -	1:03.504	45.126	1:48.630 (2)	72.24	0.531	13:00:43.422
8 -	1:03.279	44.820	1:48.099 (1)	72.60		13:02:31.521
9 -	1:03.812	46.425	1:50.237	71.19	2.138	13:04:21.758

P23 171		Colin CLUNE		Suzuki -		
IDEAL LAP TIME : 1:50.420		BEST LAP TIME : 1:50.871		DIFFERENCE : 0.451		
LAP	SECTOR 1	SECTOR 2	LAP TIME	MPH	DIFF	TIME OF DAY
1 -		47.346	2:04.978	62.79	14.107	12:49:33.578
2 -	1:05.016	47.211	1:52.227	69.93	1.356	12:51:25.805
3 -	1:04.538	46.646	1:51.184	70.58	0.313	12:53:16.989
4 -	1:04.515	46.788	1:51.303	70.51	0.432	12:55:08.292

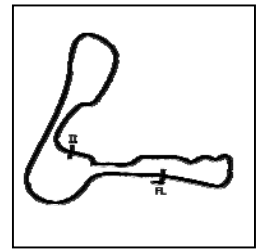
Weather / Track : Cloudy / Drying

Cadwell Park
Circuit Length = 2.1800 miles
Start: 12:47 Flag 13:02 End: 13:05

BMCRC - MRO Championships 2019 - Rnd 3 @ Cadwell Park

MRO Minitwins & BMCRC Rookie Minitwins

RACE 6 - SECTOR ANALYSIS



SECTOR 1 = FL to I1, SECTOR 2 = I1 to FL, DIFF = Difference To Personal Best Lap, P = Crossed Finish Line in Pit Lane, D = Time Disallowed

5 -	1:05.066	46.630	1:51.696	70.26	0.825	12:56:59.988
6 -	1:05.552	46.777	1:52.329	69.86	1.458	12:58:52.317
7 -	1:04.827	46.104	1:50.931 (2)	70.74	0.060	13:00:43.248
8 -	1:04.791	46.213	1:51.004 (3)	70.70	0.133	13:02:34.252
9 -	1:04.316	46.555	1:50.871 (1)	70.78		13:04:25.123

P24 141 R	Dean HOLLAND	Suzuki - Pristine clean and valeting				
IDEAL LAP TIME : 1:53.502	BEST LAP TIME : 1:54.610	DIFFERENCE : 1.108				
LAP	SECTOR 1	SECTOR 2	LAP TIME	MPH	DIFF	TIME OF DAY

1 -		50.020	2:08.790	60.93	14.180	12:49:37.390
2 -	1:06.958	49.145	1:56.103 (3)	67.59	1.493	12:51:33.493
3 -	1:06.472	48.138	1:54.610 (1)	68.47		12:53:28.103
4 -	1:05.364	52.047	1:57.411	66.84	2.801	12:55:25.514
5 -	1:06.974	49.228	1:56.202	67.53	1.592	12:57:21.716
6 -	1:09.086	49.341	1:58.427	66.26	3.817	12:59:20.143
7 -	1:07.537	48.894	1:56.431	67.40	1.821	13:01:16.574
8 -	1:06.412	49.226	1:55.638 (2)	67.86	1.028	13:03:12.212

P25 199	Michael FROST	Suzuki -				
IDEAL LAP TIME : 1:55.064	BEST LAP TIME : 1:55.064	DIFFERENCE : 0.000				
LAP	SECTOR 1	SECTOR 2	LAP TIME	MPH	DIFF	TIME OF DAY

1 -		49.197	2:07.682	61.46	12.618	12:49:36.282
2 -	1:08.589	49.180	1:57.769	66.63	2.705	12:51:34.051
3 -	1:08.035	49.287	1:57.322	66.89	2.258	12:53:31.373
4 -	1:08.126	49.659	1:57.785	66.63	2.721	12:55:29.158
5 -	1:08.065	49.129	1:57.194 (3)	66.96	2.130	12:57:26.352
6 -	1:08.787	48.062	1:56.849 (2)	67.16	1.785	12:59:23.201
7 -	1:08.407	49.409	1:57.816	66.61	2.752	13:01:21.017
8 -	1:07.230	47.834	1:55.064 (1)	68.20		13:03:16.081

P26 126	Damien LECHAUVE	Suzuki -				
IDEAL LAP TIME : 1:55.948	BEST LAP TIME : 1:56.038	DIFFERENCE : 0.090				
LAP	SECTOR 1	SECTOR 2	LAP TIME	MPH	DIFF	TIME OF DAY

1 -		50.763	2:09.845	60.44	13.807	12:49:38.445
2 -	1:07.024	49.890	1:56.914 (2)	67.12	0.876	12:51:35.359
3 -	1:07.606	49.646	1:57.252 (3)	66.93	1.214	12:53:32.611
4 -	1:07.778	49.668	1:57.446	66.82	1.408	12:55:30.057
5 -	1:07.372	49.969	1:57.341	66.88	1.303	12:57:27.398
6 -	1:07.114	48.924	1:56.038 (1)	67.63		12:59:23.436
7 -	1:08.453	50.369	1:58.822	66.04	2.784	13:01:22.258
8 -	1:08.021	49.275	1:57.296	66.90	1.258	13:03:19.554

P27 44	Tony PARKER	Suzuki - Emerald Elevators				
IDEAL LAP TIME : 1:56.440	BEST LAP TIME : 1:56.908	DIFFERENCE : 0.468				
LAP	SECTOR 1	SECTOR 2	LAP TIME	MPH	DIFF	TIME OF DAY

1 -		49.594	2:10.992	59.91	14.084	12:49:39.592
2 -	1:08.433	49.387	1:57.820	66.61	0.912	12:51:37.412
3 -	1:08.414	49.312	1:57.726 (3)	66.66	0.818	12:53:35.138
4 -	1:08.632	49.335	1:57.967	66.52	1.059	12:55:33.105
5 -	1:08.767	49.228	1:57.995	66.51	1.087	12:57:31.100
6 -	1:08.321	51.867	2:00.188	65.29	3.280	12:59:31.288
7 -	1:07.757	49.151	1:56.908 (1)	67.13		13:01:28.196
8 -	1:08.605	48.683	1:57.288 (2)	66.91	0.380	13:03:25.484

P28 40 R	Simon WILKINSON	Suzuki - S P Wilkinson Engineering Ltd				
IDEAL LAP TIME : 1:57.252	BEST LAP TIME : 1:57.840	DIFFERENCE : 0.588				
LAP	SECTOR 1	SECTOR 2	LAP TIME	MPH	DIFF	TIME OF DAY

1 -		49.905	2:10.353	60.20	12.513	12:49:38.953
2 -	1:08.726	49.260	1:57.986 (3)	66.51	0.146	12:51:36.939

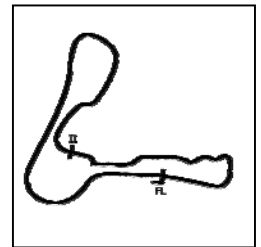
Weather / Track : Cloudy / Drying

Cadwell Park
Circuit Length = 2.1800 miles
Start: 12:47 Flag 13:02 End: 13:05

BMCRC - MRO Championships 2019 - Rnd 3 @ Cadwell Park

MRO Minitwins & BMCRC Rookie Minitwins

RACE 6 - SECTOR ANALYSIS



SECTOR 1 = FL to I1, SECTOR 2 = I1 to FL, DIFF = Difference To Personal Best Lap, P = Crossed Finish Line in Pit Lane, D = Time Disallowed

3 -	1:08.435	49.405	1:57.840 (1)	66.59		12:53:34.779
4 -	1:08.514	49.384	1:57.898 (2)	66.56	0.058	12:55:32.677
5 -	1:08.853	49.328	1:58.181	66.40	0.341	12:57:30.858
6 -	1:08.234	50.695	1:58.929	65.98	1.089	12:59:29.787
7 -	1:08.696	49.455	1:58.151	66.42	0.311	13:01:27.938
8 -	1:09.796	49.018	1:58.814	66.05	0.974	13:03:26.752

P29 51	Andrew DURANT		Suzuki -			
IDEAL LAP TIME : 1:54.798		BEST LAP TIME : 1:55.623	DIFFERENCE : 0.825			
LAP	SECTOR 1	SECTOR 2	LAP TIME	MPH	DIFF	TIME OF DAY
1 -		50.904	2:15.726	57.82	20.103	12:49:44.326
2 -	1:08.189	50.474	1:58.663	66.13	3.040	12:51:42.989
3 -	1:08.353	49.179	1:57.532	66.77	1.909	12:53:40.521
4 -	1:07.482	48.141	1:55.623 (1)	67.87		12:55:36.144
5 -	1:06.864	49.325	1:56.189 (2)	67.54	0.566	12:57:32.333
6 -	1:07.360	53.367	2:00.727	65.00	5.104	12:59:33.060
7 -	1:06.657	49.886	1:56.543 (3)	67.34	0.920	13:01:29.603
8 -	1:08.679	49.591	1:58.270	66.35	2.647	13:03:27.873

P30 415 R	Alan HENSBY		Suzuki -			
IDEAL LAP TIME : 2:01.975		BEST LAP TIME : 2:02.076	DIFFERENCE : 0.101			
LAP	SECTOR 1	SECTOR 2	LAP TIME	MPH	DIFF	TIME OF DAY
1 -		53.259	2:21.850	55.32	19.774	12:49:50.450
2 -	1:12.243	52.581	2:04.824	62.87	2.748	12:51:55.274
3 -	1:11.524	53.164	2:04.688	62.94	2.612	12:53:59.962
4 -	1:11.086	52.293	2:03.379	63.60	1.303	12:56:03.341
5 -	1:10.588	52.159	2:02.747	63.93	0.671	12:58:06.088
6 -	1:10.680	51.396	2:02.076 (1)	64.28		13:00:08.164
7 -	1:10.651	51.673	2:02.324 (3)	64.15	0.248	13:02:10.488
8 -	1:10.723	51.387	2:02.110 (2)	64.27	0.034	13:04:12.598

P31 144	Nick CRONIN		Suzuki - Kite Motorcycles			
IDEAL LAP TIME : 2:01.793		BEST LAP TIME : 2:02.071	DIFFERENCE : 0.278			
LAP	SECTOR 1	SECTOR 2	LAP TIME	MPH	DIFF	TIME OF DAY
1 -		53.643	2:18.297	56.74	16.226	12:49:46.897
2 -	1:14.515	52.639	2:07.154	61.72	5.083	12:51:54.051
3 -	1:13.876	52.318	2:06.194	62.19	4.123	12:54:00.245
4 -	1:13.173	51.458	2:04.631	62.97	2.560	12:56:04.876
5 -	1:10.964	51.107	2:02.071 (1)	64.29		12:58:06.947
6 -	1:11.443	51.408	2:02.851 (3)	63.88	0.780	13:00:09.798
7 -	1:11.384	50.829	2:02.213 (2)	64.21	0.142	13:02:12.011
8 -	1:11.763	53.635	2:05.398	62.58	3.327	13:04:17.409

P32 70 R	Vanessa GILLAM		Suzuki - No More Straps			
IDEAL LAP TIME : 2:12.021		BEST LAP TIME : 2:12.021	DIFFERENCE : 0.000			
LAP	SECTOR 1	SECTOR 2	LAP TIME	MPH	DIFF	TIME OF DAY
1 -		57.573	2:34.651	50.74	22.630	12:50:03.251
2 -	1:19.338	57.353	2:16.691	57.41	4.670	12:52:19.942
3 -	1:18.671	57.023	2:15.694 (3)	57.83	3.673	12:54:35.636
4 -	1:18.621	56.340	2:14.961 (2)	58.15	2.940	12:56:50.597
5 -	1:16.995	55.026	2:12.021 (1)	59.44		12:59:02.618
6 -	1:17.256	1:01.938	2:19.194	56.38	7.173	13:01:21.812
7 -	1:21.660	56.009	2:17.669	57.00	5.648	13:03:39.481

P33 20 R	Steve MALE		Suzuki - ATB Racing			
IDEAL LAP TIME :		BEST LAP TIME : 2:20.083	DIFFERENCE :			
LAP	SECTOR 1	SECTOR 2	LAP TIME	MPH	DIFF	TIME OF DAY
1 -			2:37.959	49.68	17.876	12:50:06.559
2 -			2:23.467	54.70	3.384	12:52:30.026

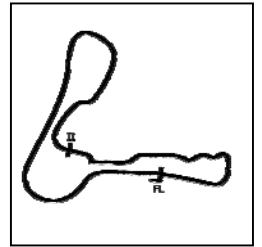
Weather / Track : Cloudy / Drying

Cadwell Park
Circuit Length = 2.1800 miles
Start: 12:47 Flag 13:02 End: 13:05

BMCRC - MRO Championships 2019 - Rnd 3 @ Cadwell Park

MRO Minitwins & BMCRC Rookie Minitwins

RACE 6 - SECTOR ANALYSIS



SECTOR 1 = FL to I1, SECTOR 2 = I1 to FL, DIFF = Difference To Personal Best Lap, P = Crossed Finish Line in Pit Lane, D = Time Disallowed

3 -	2:23.113	54.83	3.030	12:54:53.139
4 -	2:21.592 (3)	55.42	1.509	12:57:14.731
5 -	2:21.434 (2)	55.48	1.351	12:59:36.165
6 -	2:20.083 (1)	56.02		13:01:56.248
7 -	2:22.656	55.01	2.573	13:04:18.904

P34 43	Robert DAVIE	Suzuki -
IDEAL LAP TIME : 1:55.451	BEST LAP TIME : 1:55.451	DIFFERENCE : 0.000

LAP	SECTOR 1	SECTOR 2	LAP TIME	MPH	DIFF	TIME OF DAY
1 -		50.594	2:14.636	58.29	19.185	12:49:43.236
2 -	1:07.952	50.495	1:58.447	66.25	2.996	12:51:41.683
3 -	1:08.448	49.279	1:57.727 (3)	66.66	2.276	12:53:39.410
4 -	1:06.689	48.762	1:55.451 (1)	67.97		12:55:34.861
5 -	1:07.675	49.108	1:56.783 (2)	67.20	1.332	12:57:31.644
6 -	1:08.647	53.920	2:02.567	64.03	7.116	12:59:34.211

P35 121 R	Samuel KENT	Suzuki - RAG Racing/ S Kent Construction Ltd
IDEAL LAP TIME : 2:01.352	BEST LAP TIME : 2:02.238	DIFFERENCE : 0.886

LAP	SECTOR 1	SECTOR 2	LAP TIME	MPH	DIFF	TIME OF DAY
1 -		50.294	2:12.162	59.38	9.924	12:49:40.762
2 -	1:11.058	51.930	2:02.988 (2)	63.81	0.750	12:51:43.750
3 -	1:11.140	51.098	2:02.238 (1)	64.20		12:53:45.988

BMCRC - MRO Championships 2019 - Rnd 3 @ Cadwell Park

MRO Minitwins & BMCRC Rookie Minitwins

RACE 6 - BEST SECTORS

SECTOR 1			SECTOR 2			IDEAL / BEST COMPARISON						
POS	NO	NAME	TIME	NO	NAME	TIME	POS	NO	NAME	IDEAL	BEST	DIFF
									PERFECT LAP	1:39.227		
1	26	DAVIES	57.541	26	DAVIES	41.686	1	26	DAVIES	1:39.227	1:39.227	0.000
2	78	POVAH	58.007	78	POVAH	41.738	2	78	POVAH	1:39.745	1:39.872	0.127
3	184	TWYFORD	58.636	74	SINGLETON	42.150	3	74	SINGLETON	1:41.297	1:41.446	0.149
4	74	SINGLETON	59.147	142	KENT	42.966	4	184	TWYFORD	1:41.950	1:42.266	0.316
5	9	TAYLOR	59.546	59	HUSKINSON	43.082	5	142	KENT	1:42.828	1:43.019	0.191
6	191	GOOD	59.781	59	FOORD	43.142	6	59	FOORD	1:43.051	1:43.051	0.000
7	142	KENT	59.862	191	GOOD	43.311	7	191	GOOD	1:43.092	1:43.414	0.322
8	56	INGHAM	59.868	184	TWYFORD	43.314	8	69	HUSKINSON	1:43.195	1:43.496	0.301
9	59	FOORD	59.909	19	LILLEY	43.402	9	9	TAYLOR	1:43.406	1:43.416	0.010
10	13	GREEN	59.950	56	INGHAM	43.549	10	56	INGHAM	1:43.417	1:43.417	0.000
11	69	HUSKINSON	1:00.113	192	MOFFA	43.559	11	19	LILLEY	1:43.724	1:43.724	0.000
12	192	MOFFA	1:00.273	17	DOWNES	43.701	12	192	MOFFA	1:43.832	1:43.909	0.077
13	19	LILLEY	1:00.322	9	TAYLOR	43.860	13	13	GREEN	1:43.911	1:44.077	0.166
14	156	STONE	1:00.332	13	GREEN	43.961	14	17	DOWNES	1:44.384	1:44.623	0.239
15	17	DOWNES	1:00.683	156	STONE	44.146	15	156	STONE	1:44.478	1:44.669	0.191
16	76	RODGERS	1:01.741	48	WALLIS	44.560	16	76	RODGERS	1:46.382	1:47.626	1.244
17	34	THOMAS	1:02.472	76	RODGERS	44.641	17	48	WALLIS	1:47.461	1:47.898	0.437
18	84	BRANCO	1:02.604	0	STANLEY	44.786	18	84	BRANCO	1:47.502	1:48.114	0.612
19	194	GARDNER	1:02.745	81	MAY	44.820	19	0	STANLEY	1:47.748	1:47.997	0.249
20	48	WALLIS	1:02.901	84	BRANCO	44.898	20	34	THOMAS	1:47.947	1:48.483	0.536
21	0	STANLEY	1:02.962	34	THOMAS	45.475	21	81	MAY	1:47.964	1:48.099	0.135
22	81	MAY	1:03.144	194	GARDNER	45.530	22	194	GARDNER	1:48.275	1:48.838	0.563
23	171	CLUNE	1:04.316	171	CLUNE	46.104	23	171	CLUNE	1:50.420	1:50.871	0.451
24	141	HOLLAND	1:05.364	199	FROST	47.834	24	141	HOLLAND	1:53.502	1:54.610	1.108
25	51	DURANT	1:06.657	141	HOLLAND	48.138	25	51	DURANT	1:54.798	1:55.623	0.825
26	43	DAVIE	1:06.689	51	DURANT	48.141	26	199	FROST	1:55.064	1:55.064	0.000
27	126	LECHAUVE	1:07.024	44	PARKER	48.683	27	43	DAVIE	1:55.451	1:55.451	0.000
28	199	FROST	1:07.230	43	DAVIE	48.762	28	126	LECHAUVE	1:55.948	1:56.038	0.090
29	44	PARKER	1:07.757	126	LECHAUVE	48.924	29	44	PARKER	1:56.440	1:56.908	0.468
30	40	WILKINSON	1:08.234	40	WILKINSON	49.018	30	40	WILKINSON	1:57.252	1:57.840	0.588
31	415	HENSBY	1:10.588	121	KENT	50.294	31	121	KENT	2:01.352	2:02.238	0.886
32	144	CRONIN	1:10.964	144	CRONIN	50.829	32	144	CRONIN	2:01.793	2:02.071	0.278
33	121	KENT	1:11.058	415	HENSBY	51.387	33	415	HENSBY	2:01.975	2:02.076	0.101
34	70	GILLAM	1:16.995	70	GILLAM	55.026	34	70	GILLAM	2:12.021	2:12.021	0.000
35							35	20	MALE		2:20.083	
36												

Weather / Track : Cloudy / Drying

Results can be found at www.tsl-timing.com

Cadwell Park

Circuit Length = 2.1800 miles

Start: 12:47 Flag 13:02 End: 13:05

Printed - 13:09 Sunday, 28 April 2019

BMCRC - MRO Championships 2019 - Rnd 3 @ Cadwell Park



MRO Minitwins & BMCRC Rookie Minitwins

RACE 15 - GRID (9 Laps)

ROW 13	37	182	Kyle PHILLIPS	1		1										
ROW 12			2:12.021	34	70	Vanessa GILLAM	35	20	Steve MALE	36	232	Matt WETHERELL				
ROW 11			2:02.071	31	144	Nick CRONIN		2:02.076	32	415	Alan HENSBY		2:02.238	33	121	Samuel KENT
ROW 10			1:56.038	28	126	Damien LECHAUVE		1:56.908	29	44	Tony PARKER		1:57.840	30	40	Simon WILKINSON
ROW 9			1:55.064	25	199	Michael FROST		1:55.451	26	43	Robert DAVIE		1:55.623	27	51	Andrew DURANT
ROW 8			1:48.838	22	194	Simon GARDNER		1:50.871	23	171	Colin CLUNE		1:54.610	24	141	Dean HOLLAND
ROW 7			1:48.099	19	81	Malvern MAY		1:48.114	20	84	Ricardo BRANCO		1:48.483	21	34	Dan THOMAS
ROW 6			1:47.626	16	76	Phillip RODGERS		1:47.898	17	48	Shaun WALLIS		1:47.997	18	0	Luke STANLEY
ROW 5			1:44.077	13	13	Wil GREEN		1:44.623	14	17	Tommy DOWNES		1:44.669	15	156	Michael STONE
ROW 4			1:43.496	10	69	Danny HUSKINSON		1:43.724	11	19	Kevin LILLEY		1:43.909	12	192	Daniel MOFFA
ROW 3			1:43.414	7	191	Daniel GOOD		1:43.416	8	9	Mark TAYLOR		1:43.417	9	56	Jamie INGHAM
ROW 2			1:42.266	4	184	David TWYFORD		1:43.019	5	142	Chris KENT		1:43.051	6	59	Martin FOORD
ROW 1			1:39.227	1	26	Glynn DAVIES		1:39.872	2	78	Keith POVAH		1:41.446	3	74	Daniel SINGLETON
			Pole													

Cadwell Park
Circuit Length = 2.1800 miles

These results are provisional until the conclusion of any judicial and technical matters.

Clerk Of Course :		Timekeeper :	
-------------------	--	--------------	--

Results can be found at www.tsl-timing.com

Printed - 13:12 Sunday, 28 April 2019



BMCRC - MRO Championships 2019 - Rnd 3 @ Cadwell Park



MRO Minitwins & BMCRC Rookie Minitwins

RACE 15 - CLASSIFICATION

POS	NO	CL	PIC NAME	ENTRY	LAPS	TIME	GAP	DIFF	MPH	BEST	ON
1	26*		1 Glynn DAVIES	Suzuki -	5	8:27.579			77.30	1:39.847	2
2	78		2 Keith POVAH	Suzuki - 78Plate.com ScreenPrinting/SubvertBoards	5	8:29.151	1.572	1.572	77.06	1:40.139	3
3	74		3 Daniel SINGLETON	Suzuki - Bambino Developments Racing	5	8:31.137	3.558	1.986	76.77	1:40.666	4
4	9		4 Mark TAYLOR	Suzuki - SDC Performance	5	8:37.018	9.439	5.881	75.89	1:41.606	3
5	184		5 David TWYFORD	Suzuki -	5	8:37.244	9.665	0.226	75.86	1:42.098	4
6	59		6 Martin FOORD	Suzuki - Zero-59RACING	5	8:41.021	13.442	3.777	75.31	1:42.340	2
7	19		7 Kevin LILLEY	Suzuki - Vanson Leathers	5	8:43.260	15.681	2.239	74.99	1:42.293	3
8	142		8 Chris KENT	Suzuki - More moto	5	8:48.149	20.570	4.889	74.29	1:43.481	3
9	191		9 Daniel GOOD	Suzuki - KEP services	5	8:49.651	22.072	1.502	74.08	1:43.699	4
10	13		10 Wil GREEN	Suzuki - Faith Fueled Racing	5	8:52.118	24.539	2.467	73.74	1:43.662	3
11	192		11 Daniel MOFFA	Suzuki - DM Racing	5	8:54.060	26.481	1.942	73.47	1:43.996	4
12	232	R	1 Matt WETHERELL	Suzuki - MSG Racing/Lamonde.com/FWR Tyres	5	8:55.521	27.942	1.461	73.27	1:42.895	5
13	56		12 Jamie INGHAM	Suzuki - Oadby motorcycle services	5	8:58.180	30.601	2.659	72.91	1:45.621	3
14	156		13 Michael STONE	Suzuki -	5	8:58.586	31.007	0.406	72.85	1:45.633	3
15	48		14 Shaun WALLIS	Suzuki - Watling Tyres	5	9:00.719	33.140	2.133	72.57	1:45.919	3
16	17	R	2 Tommy DOWNES	Suzuki - Ray Gnarley/ MoreMoto	5	9:01.230	33.651	0.511	72.50	1:45.978	3
17	76		15 Phillip RODGERS	Suzuki - pinbadgelab.co.uk	5	9:01.423	33.844	0.193	72.47	1:46.011	4
18	81		16 Malvern MAY	Suzuki -	5	9:01.678	34.099	0.255	72.44	1:45.369	4
19	84		17 Ricardo BRANCO	Suzuki - IMP Racing	5	9:14.529	46.950	12.851	70.76	1:47.905	5
20	34	R	3 Dan THOMAS	Suzuki -	5	9:14.864	47.285	0.335	70.72	1:47.875	5
21	0		18 Luke STANLEY	Suzuki - Urban Race Tribe	5	9:15.496	47.917	0.632	70.64	1:48.930	2
22	171		19 Colin CLUNE	Suzuki -	5	9:23.976	56.397	8.480	69.57	1:49.934	4
23	141	R	4 Dean HOLLAND	Suzuki - Pristine clean and valeting	5	9:50.630	1:23.051	26.654	66.43	1:54.886	5
24	199		20 Michael FROST	Suzuki -	5	9:57.180	1:29.601	6.550	65.70	1:56.907	4
25	126		21 Damien LECHAUVE	Suzuki -	5	9:57.812	1:30.233	0.632	65.63	1:56.341	4
26	44		22 Tony PARKER	Suzuki - Emerald Elevators	5	9:58.331	1:30.752	0.519	65.58	1:57.085	3
27	51		23 Andrew DURANT	Suzuki -	5	9:59.054	1:31.475	0.723	65.50	1:55.202	4
28	43		24 Robert DAVIE	Suzuki -	5	10:00.222	1:32.643	1.168	65.37	1:55.073	5
29	40	R	5 Simon WILKINSON	Suzuki - S P Wilkinson Engineering Ltd	5	10:05.273	1:37.694	5.051	64.83	1:57.816	5
30	415	R	6 Alan HENSBY	Suzuki -	5	10:06.076	1:38.497	0.803	64.74	1:58.554	5
31	121	R	7 Samuel KENT	Suzuki - RAG Racing/ S Kent Construction Ltd	5	10:21.020	1:53.441	14.944	63.18	2:00.639	2
32	144		25 Nick CRONIN	Suzuki - Kite Motorcycles	5	10:29.192	2:01.613	8.172	62.36	2:01.899	5
33	70	R	8 Vanessa GILLAM	Suzuki - No More Straps	4	9:01.211	1 Lap	1 Lap	58.00	2:11.448	3
34	20*	R	9 Steve MALE	Suzuki - ATB Racing	4	9:25.837	1 Lap	24.626	55.47	2:18.729	4

NOT CLASSIFIED

DNF	194	R	Simon GARDNER	Kawasaki - Utterly	4	7:27.796	1 Lap		70.10	1:48.521	2
DNF	69		Danny HUSKINSON	Suzuki - art of racing	3	5:25.997	2 Laps	1 Lap	72.22	1:45.932	3

FASTEST LAP

	26		Glynn DAVIES	Suzuki -	2	1:39.847			78.60 mph	126.49 kph
	232	R	Matt WETHERELL	Suzuki - MSG Racing/Lamonde.com/FWR Tyres	5	1:42.895			76.27 mph	122.74 kph

No. 20 and 26 - Please fit working transponder

Class - 92.5% of Race Speed = 71.50 mph

Class R - 92.5% of Race Speed = 67.77 mph

Cadwell Park

Circuit Length = 2.1800 miles

Start: 17:03 Flag 17:12 End: 17:14

Weather / Track : Bright / Dry

These results are provisional until the conclusion of any judicial and technical matters.

Clerk Of Course :	Timekeeper :
-------------------	--------------

Results can be found at www.tsl-timing.com

Printed - 17:14 Sunday, 28 April 2019



BMCRC - MRO Championships 2019 - Rnd 3 @ Cadwell Park

MRO Minitwins & BMCRC Rookie Minitwins

RACE 15 - LAP CHART

LAP 1 @ 17:05:37.261

NO	BEHIND	LAP TIME
26		1:45.383
74	1.035	1:46.418
78	2.023	1:47.406
184	2.776	1:48.159
9	3.506	1:48.889
59	4.323	1:49.706
142	5.026	1:50.409
19	5.828	1:51.211
69	7.491	1:52.874
191	7.617	1:53.000
56	7.887	1:53.270
13	8.575	1:53.958
156	9.244	1:54.627
192	9.305	1:54.688
48	10.469	1:55.852
17	10.853	1:56.236
76	11.059	1:56.442
0	12.169	1:57.552
81	12.368	1:57.751
232	12.849	1:58.232
84	13.866	1:59.249
34	14.447	1:59.830
194	15.423	2:00.806
171	16.295	2:01.678
199	20.306	2:05.689
141	20.830	2:06.213
51	21.226	2:06.609
44	21.937	2:07.320
126	23.539	2:08.922
415	23.767	2:09.150
43	25.934	2:11.317
40	26.141	2:11.524
121	27.349	2:12.732
144	30.235	2:15.618
70	39.633	2:25.016
20	41.839	2:27.222

LAP 2 @ 17:07:17.108

NO	BEHIND	LAP TIME
26		1:39.847
74	2.606	1:41.418
78	3.185	1:41.009
184	5.414	1:42.485
9	5.489	1:41.830
59	6.816	1:42.340
142	9.025	1:43.846
19	9.399	1:43.418
191	12.693	1:44.923
13	13.860	1:45.132
69	14.835	1:47.191
192	14.972	1:45.514
56	15.318	1:47.278
156	15.890	1:46.493
48	16.767	1:46.145
17	17.283	1:46.277
76	17.512	1:46.300
232	17.620	1:44.618
81	19.282	1:46.761
0	21.252	1:48.930
84	22.963	1:48.944
34	23.394	1:48.794
194	24.097	1:48.521

Weather / Track : Bright / Dry

Results can be found at www.tsl-timing.com

171	26.829	1:50.381
141	39.468	1:58.485
199	39.729	1:59.270
51	40.115	1:58.736
44	40.845	1:58.755
126	40.921	1:57.229
415	42.669	1:58.749
43	43.838	1:57.751
40	44.462	1:58.168
121	48.141	2:00.639
144	53.849	2:03.461
70	1:12.351	2:12.565
20	1:21.408	2:19.416

LAP 3 @ 17:08:56.976

NO	BEHIND	LAP TIME
26		1:39.868
78	3.456	1:40.139
74	4.092	1:41.354
9	7.227	1:41.606
184	7.732	1:42.186
59	9.882	1:42.934
19	11.824	1:42.293
142	12.638	1:43.481
191	16.943	1:44.118
13	17.654	1:43.662
192	19.271	1:44.167
69	20.899	1:45.932
56	21.071	1:45.621
156	21.655	1:45.633
48	22.818	1:45.919
17	23.393	1:45.978
232	23.521	1:45.769
76	23.942	1:46.298
81	25.001	1:45.587
0	30.617	1:49.233
84	32.651	1:49.556
34	32.918	1:49.392
194	33.950	1:49.721
171	37.016	1:50.055
141	54.662	1:55.062
51	55.829	1:55.582
199	57.601	1:57.740
44	58.062	1:57.085
126	58.649	1:57.596
415	1:01.749	1:58.948
43	1:02.311	1:58.341
40	1:02.474	1:57.880
121	1:09.656	2:01.383
144	1:17.654	2:03.673

LAP 4 @ 17:10:38.187

NO	BEHIND	LAP TIME
26		1:41.211
78	2.540	1:40.295
70	1 Lap	2:11.448
74	3.547	1:40.666
9	8.225	1:42.209
184	8.619	1:42.098
59	11.804	1:43.133
19	13.949	1:43.336
142	16.019	1:44.592
191	19.431	1:43.699
13	20.487	1:44.044

20	1 Lap	2:20.470
192	22.056	1:43.996
56	25.636	1:45.776
232	26.317	1:44.007
156	26.479	1:46.035
48	28.014	1:46.407
17	28.327	1:46.145
76	28.742	1:46.011
81	29.159	1:45.369
0	39.524	1:50.118
84	40.315	1:48.875
34	40.680	1:48.973
194	41.487	1:48.748
171	45.739	1:49.934
141	1:09.435	1:55.984
51	1:09.820	1:55.202
199	1:13.297	1:56.907
126	1:13.779	1:56.341
44	1:14.197	1:57.346
43	1:18.840	1:57.740
40	1:21.148	1:59.885
415	1:21.213	2:00.675
121	1:33.305	2:04.860
144	1:40.984	2:04.541

LAP 5 @ 17:12:19.457

NO	BEHIND	LAP TIME
26		1:41.270
78	1.572	1:40.302
74	3.558	1:41.281
9	9.439	1:42.484
184	9.665	1:42.316
59	13.442	1:42.908
19	15.681	1:43.002
142	20.570	1:45.821
191	22.072	1:43.911
13	24.539	1:45.322
192	26.481	1:45.695
232	27.942	1:42.895
56	30.601	1:46.235
156	31.007	1:45.798
48	33.140	1:46.396
70	1 Lap	2:12.182
17	33.651	1:46.594
76	33.844	1:46.372
81	34.099	1:46.210
84	46.950	1:47.905
34	47.285	1:47.875
0	47.917	1:49.663
171	56.397	1:51.928
20	1 Lap	2:18.729
141	1:23.051	1:54.886
199	1:29.601	1:57.574
126	1:30.233	1:57.724
44	1:30.752	1:57.825
51	1:31.475	2:02.925
43	1:32.643	1:55.073
40	1:37.694	1:57.816
415	1:38.497	1:58.554
121	1:53.441	2:01.406
144	2:01.613	2:01.899

Cadwell Park

Circuit Length = 2.1800 miles

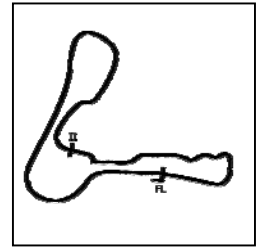
Start: 17:03 Flag 17:12 End: 17:14

Printed - 17:17 Sunday, 28 April 2019

BMCRC - MRO Championships 2019 - Rnd 3 @ Cadwell Park

MRO Minitwins & BMCRC Rookie Minitwins

RACE 15 - SECTOR ANALYSIS



SECTOR 1 = FL to I1, SECTOR 2 = I1 to FL, DIFF = Difference To Personal Best Lap, P = Crossed Finish Line in Pit Lane, D = Time Disallowed

P1 26		Glynn DAVIES		Suzuki -		
IDEAL LAP TIME :		BEST LAP TIME : 1:39.847		DIFFERENCE :		
LAP	SECTOR 1	SECTOR 2	LAP TIME	MPH	DIFF	TIME OF DAY
1 -			1:45.383	74.47	5.536	17:05:37.261
2 -			1:39.847 (1)	78.60		17:07:17.108
3 -			1:39.868 (2)	78.58	0.021	17:08:56.976
4 -			1:41.211 (3)	77.54	1.364	17:10:38.187
5 -			1:41.270	77.49	1.423	17:12:19.457

P2 78		Keith POVAH		Suzuki - 78Plate.com ScreenPrinting/SubvertBoardstore.com		
IDEAL LAP TIME : 1:40.139		BEST LAP TIME : 1:40.139		DIFFERENCE : 0.000		
LAP	SECTOR 1	SECTOR 2	LAP TIME	MPH	DIFF	TIME OF DAY
1 -		42.370	1:47.406	73.06	7.267	17:05:39.284
2 -	58.490	42.519	1:41.009	77.69	0.870	17:07:20.293
3 -	58.226	41.913	1:40.139 (1)	78.37		17:09:00.432
4 -	58.372	41.923	1:40.295 (2)	78.24	0.156	17:10:40.727
5 -	58.282	42.020	1:40.302 (3)	78.24	0.163	17:12:21.029

P3 74		Daniel SINGLETON		Suzuki - Bambino Developments Racing		
IDEAL LAP TIME : 1:40.452		BEST LAP TIME : 1:40.666		DIFFERENCE : 0.214		
LAP	SECTOR 1	SECTOR 2	LAP TIME	MPH	DIFF	TIME OF DAY
1 -		41.791	1:46.418	73.74	5.752	17:05:38.296
2 -	58.720	42.698	1:41.418	77.38	0.752	17:07:19.714
3 -	59.300	42.054	1:41.354 (3)	77.43	0.688	17:09:01.068
4 -	58.661	42.005	1:40.666 (1)	77.96		17:10:41.734
5 -	58.829	42.452	1:41.281 (2)	77.48	0.615	17:12:23.015

P4 9		Mark TAYLOR		Suzuki - SDC Performance		
IDEAL LAP TIME : 1:41.597		BEST LAP TIME : 1:41.606		DIFFERENCE : 0.009		
LAP	SECTOR 1	SECTOR 2	LAP TIME	MPH	DIFF	TIME OF DAY
1 -		42.972	1:48.889	72.07	7.283	17:05:40.767
2 -	58.908	42.922	1:41.830 (2)	77.07	0.224	17:07:22.597
3 -	58.741	42.865	1:41.606 (1)	77.24		17:09:04.203
4 -	59.056	43.153	1:42.209 (3)	76.78	0.603	17:10:46.412
5 -	59.628	42.856	1:42.484	76.57	0.878	17:12:28.896

P5 184		David TWYFORD		Suzuki -		
IDEAL LAP TIME : 1:41.583		BEST LAP TIME : 1:42.098		DIFFERENCE : 0.515		
LAP	SECTOR 1	SECTOR 2	LAP TIME	MPH	DIFF	TIME OF DAY
1 -		42.514	1:48.159	72.55	6.061	17:05:40.037
2 -	59.340	43.145	1:42.485	76.57	0.387	17:07:22.522
3 -	59.562	42.624	1:42.186 (2)	76.80	0.088	17:09:04.708
4 -	59.069	43.029	1:42.098 (1)	76.86		17:10:46.806
5 -	59.450	42.866	1:42.316 (3)	76.70	0.218	17:12:29.122

P6 59		Martin FOORD		Suzuki - Zero-59RACING		
IDEAL LAP TIME : 1:42.048		BEST LAP TIME : 1:42.340		DIFFERENCE : 0.292		
LAP	SECTOR 1	SECTOR 2	LAP TIME	MPH	DIFF	TIME OF DAY
1 -		43.172	1:49.706	71.53	7.366	17:05:41.584
2 -	58.876	43.464	1:42.340 (1)	76.68		17:07:23.924
3 -	59.474	43.460	1:42.934 (3)	76.24	0.594	17:09:06.858
4 -	59.372	43.761	1:43.133	76.09	0.793	17:10:49.991
5 -	59.712	43.196	1:42.908 (2)	76.26	0.568	17:12:32.899

P7 19		Kevin LILLEY		Suzuki - Vanson Leathers		
IDEAL LAP TIME : 1:42.293		BEST LAP TIME : 1:42.293		DIFFERENCE : 0.000		
LAP	SECTOR 1	SECTOR 2	LAP TIME	MPH	DIFF	TIME OF DAY

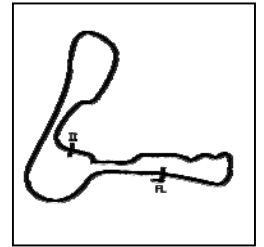
Weather / Track : Bright / Dry

Cadwell Park
Circuit Length = 2.1800 miles
Start: 17:03 Flag 17:12 End: 17:14

BMCRC - MRO Championships 2019 - Rnd 3 @ Cadwell Park

MRO Minitwins & BMCRC Rookie Minitwins

RACE 15 - SECTOR ANALYSIS



SECTOR 1 = FL to I1, SECTOR 2 = I1 to FL, DIFF = Difference To Personal Best Lap, P = Crossed Finish Line in Pit Lane, D = Time Disallowed

1 -		44.044	1:51.211	70.56	8.918	17:05:43.089
2 -	59.527	43.891	1:43.418	75.88	1.125	17:07:26.507
3 -	59.373	42.920	1:42.293 (1)	76.72		17:09:08.800
4 -	59.391	43.945	1:43.336 (3)	75.94	1.043	17:10:52.136
5 -	59.709	43.293	1:43.002 (2)	76.19	0.709	17:12:35.138

P8 142	Chris KENT		Suzuki - More moto			
IDEAL LAP TIME : 1:43.123	BEST LAP TIME : 1:43.481	DIFFERENCE : 0.358				
LAP	SECTOR 1	SECTOR 2	LAP TIME	MPH	DIFF	TIME OF DAY

1 -		43.540	1:50.409	71.08	6.928	17:05:42.287
2 -	1:00.072	43.774	1:43.846 (2)	75.57	0.365	17:07:26.133
3 -	1:00.191	43.290	1:43.481 (1)	75.84		17:09:09.614
4 -	59.833	44.759	1:44.592 (3)	75.03	1.111	17:10:54.206
5 -	1:00.922	44.899	1:45.821	74.16	2.340	17:12:40.027

P9 191	Daniel GOOD		Suzuki - KEP services			
IDEAL LAP TIME : 1:43.698	BEST LAP TIME : 1:43.699	DIFFERENCE : 0.001				
LAP	SECTOR 1	SECTOR 2	LAP TIME	MPH	DIFF	TIME OF DAY

1 -		44.245	1:53.000	69.45	9.301	17:05:44.878
2 -	1:01.344	43.579	1:44.923	74.79	1.224	17:07:29.801
3 -	1:00.700	43.418	1:44.118 (3)	75.37	0.419	17:09:13.919
4 -	1:00.349	43.350	1:43.699 (1)	75.68		17:10:57.618
5 -	1:00.562	43.349	1:43.911 (2)	75.52	0.212	17:12:41.529

P10 13	Wil GREEN		Suzuki - Faith Fueled Racing			
IDEAL LAP TIME : 1:43.647	BEST LAP TIME : 1:43.662	DIFFERENCE : 0.015				
LAP	SECTOR 1	SECTOR 2	LAP TIME	MPH	DIFF	TIME OF DAY

1 -		44.647	1:53.958	68.86	10.296	17:05:45.836
2 -	1:01.194	43.938	1:45.132 (3)	74.64	1.470	17:07:30.968
3 -	59.790	43.872	1:43.662 (1)	75.70		17:09:14.630
4 -	1:00.187	43.857	1:44.044 (2)	75.43	0.382	17:10:58.674
5 -	1:00.038	45.284	1:45.322	74.51	1.660	17:12:43.996

P11 192	Daniel MOFFA		Suzuki - DM Racing			
IDEAL LAP TIME : 1:43.929	BEST LAP TIME : 1:43.996	DIFFERENCE : 0.067				
LAP	SECTOR 1	SECTOR 2	LAP TIME	MPH	DIFF	TIME OF DAY

1 -		44.724	1:54.688	68.42	10.692	17:05:46.566
2 -	1:00.922	44.592	1:45.514 (3)	74.37	1.518	17:07:32.080
3 -	1:00.609	43.558	1:44.167 (2)	75.34	0.171	17:09:16.247
4 -	1:00.371	43.625	1:43.996 (1)	75.46		17:11:00.243
5 -	1:01.413	44.282	1:45.695	74.25	1.699	17:12:45.938

P12 232 R	Matt WETHERELL		Suzuki - MSG Racing/Lamonde.com/FWR Tyres			
IDEAL LAP TIME : 1:42.895	BEST LAP TIME : 1:42.895	DIFFERENCE : 0.000				
LAP	SECTOR 1	SECTOR 2	LAP TIME	MPH	DIFF	TIME OF DAY

1 -		44.521	1:58.232	66.37	15.337	17:05:50.110
2 -	1:01.064	43.554	1:44.618 (3)	75.01	1.723	17:07:34.728
3 -	1:01.342	44.427	1:45.769	74.20	2.874	17:09:20.497
4 -	1:00.752	43.255	1:44.007 (2)	75.45	1.112	17:11:04.504
5 -	1:00.296	42.599	1:42.895 (1)	76.27		17:12:47.399

P13 56	Jamie INGHAM		Suzuki - Oadby motorcycle services			
IDEAL LAP TIME : 1:45.178	BEST LAP TIME : 1:45.621	DIFFERENCE : 0.443				
LAP	SECTOR 1	SECTOR 2	LAP TIME	MPH	DIFF	TIME OF DAY

1 -		44.221	1:53.270	69.28	7.649	17:05:45.148
2 -	1:02.669	44.609	1:47.278	73.15	1.657	17:07:32.426
3 -	1:01.336	44.285	1:45.621 (1)	74.30		17:09:18.047
4 -	1:01.934	43.842	1:45.776 (2)	74.19	0.155	17:11:03.823

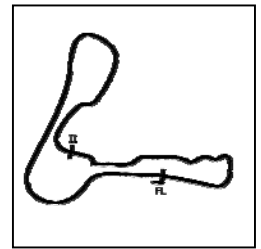
Weather / Track : Bright / Dry

Cadwell Park
Circuit Length = 2.1800 miles
Start: 17:03 Flag 17:12 End: 17:14

BMCRC - MRO Championships 2019 - Rnd 3 @ Cadwell Park

MRO Minitwins & BMCRC Rookie Minitwins

RACE 15 - SECTOR ANALYSIS



SECTOR 1 = FL to I1, SECTOR 2 = I1 to FL, DIFF = Difference To Personal Best Lap, P = Crossed Finish Line in Pit Lane, D = Time Disallowed

5 - 1:01.518 44.717 1:46.235 (3) 73.87 0.614 17:12:50.058

P14 156	Michael STONE		Suzuki -			
IDEAL LAP TIME : 1:45.537	BEST LAP TIME : 1:45.633	DIFFERENCE : 0.096				

LAP	SECTOR 1	SECTOR 2	LAP TIME	MPH	DIFF	TIME OF DAY
1 -		45.004	1:54.627	68.46	8.994	17:05:46.505
2 -	1:01.617	44.876	1:46.493	73.69	0.860	17:07:32.998
3 -	1:01.145	44.488	1:45.633 (1)	74.29		17:09:18.631
4 -	1:01.641	44.394	1:46.035 (3)	74.01	0.402	17:11:04.666
5 -	1:01.406	44.392	1:45.798 (2)	74.17	0.165	17:12:50.464

P15 48	Shaun WALLIS		Suzuki - Watling Tyres			
IDEAL LAP TIME : 1:45.663	BEST LAP TIME : 1:45.919	DIFFERENCE : 0.256				

LAP	SECTOR 1	SECTOR 2	LAP TIME	MPH	DIFF	TIME OF DAY
1 -		44.850	1:55.852	67.74	9.933	17:05:47.730
2 -	1:01.362	44.783	1:46.145 (2)	73.93	0.226	17:07:33.875
3 -	1:01.618	44.301	1:45.919 (1)	74.09		17:09:19.794
4 -	1:01.977	44.430	1:46.407	73.75	0.488	17:11:06.201
5 -	1:01.510	44.886	1:46.396 (3)	73.76	0.477	17:12:52.597

P16 17 R	Tommy DOWNES		Suzuki - Ray Gnarley/ MoreMoto			
IDEAL LAP TIME : 1:45.949	BEST LAP TIME : 1:45.978	DIFFERENCE : 0.029				

LAP	SECTOR 1	SECTOR 2	LAP TIME	MPH	DIFF	TIME OF DAY
1 -		45.039	1:56.236	67.51	10.258	17:05:48.114
2 -	1:01.487	44.790	1:46.277 (3)	73.84	0.299	17:07:34.391
3 -	1:01.364	44.614	1:45.978 (1)	74.05		17:09:20.369
4 -	1:01.560	44.585	1:46.145 (2)	73.93	0.167	17:11:06.514
5 -	1:01.592	45.002	1:46.594	73.62	0.616	17:12:53.108

P17 76	Phillip RODGERS		Suzuki - pinbadgelab.co.uk			
IDEAL LAP TIME : 1:45.879	BEST LAP TIME : 1:46.011	DIFFERENCE : 0.132				

LAP	SECTOR 1	SECTOR 2	LAP TIME	MPH	DIFF	TIME OF DAY
1 -		44.996	1:56.442	67.39	10.431	17:05:48.320
2 -	1:01.675	44.625	1:46.300 (3)	73.82	0.289	17:07:34.620
3 -	1:01.820	44.478	1:46.298 (2)	73.83	0.287	17:09:20.918
4 -	1:01.415	44.596	1:46.011 (1)	74.03		17:11:06.929
5 -	1:01.401	44.971	1:46.372	73.77	0.361	17:12:53.301

P18 81	Malvern MAY		Suzuki -			
IDEAL LAP TIME : 1:45.089	BEST LAP TIME : 1:45.369	DIFFERENCE : 0.280				

LAP	SECTOR 1	SECTOR 2	LAP TIME	MPH	DIFF	TIME OF DAY
1 -		44.911	1:57.751	66.64	12.382	17:05:49.629
2 -	1:02.857	43.904	1:46.761	73.51	1.392	17:07:36.390
3 -	1:01.224	44.363	1:45.587 (2)	74.32	0.218	17:09:21.977
4 -	1:01.185	44.184	1:45.369 (1)	74.48		17:11:07.346
5 -	1:01.287	44.923	1:46.210 (3)	73.89	0.841	17:12:53.556

P19 84	Ricardo BRANCO		Suzuki - IMP Racing			
IDEAL LAP TIME : 1:47.905	BEST LAP TIME : 1:47.905	DIFFERENCE : 0.000				

LAP	SECTOR 1	SECTOR 2	LAP TIME	MPH	DIFF	TIME OF DAY
1 -		46.075	1:59.249	65.81	11.344	17:05:51.127
2 -	1:02.940	46.004	1:48.944 (3)	72.03	1.039	17:07:40.071
3 -	1:03.666	45.890	1:49.556	71.63	1.651	17:09:29.627
4 -	1:03.155	45.720	1:48.875 (2)	72.08	0.970	17:11:18.502
5 -	1:02.338	45.567	1:47.905 (1)	72.73		17:13:06.407

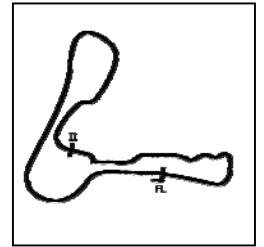
Weather / Track : Bright / Dry

Cadwell Park
Circuit Length = 2.1800 miles
Start: 17:03 Flag 17:12 End: 17:14

BMCRC - MRO Championships 2019 - Rnd 3 @ Cadwell Park

MRO Minitwins & BMCRC Rookie Minitwins

RACE 15 - SECTOR ANALYSIS



SECTOR 1 = FL to I1, SECTOR 2 = I1 to FL, DIFF = Difference To Personal Best Lap, P = Crossed Finish Line in Pit Lane, D = Time Disallowed

P20 34 R Dan THOMAS			Suzuki -			
IDEAL LAP TIME : 1:47.875		BEST LAP TIME : 1:47.875		DIFFERENCE : 0.000		
LAP	SECTOR 1	SECTOR 2	LAP TIME	MPH	DIFF	TIME OF DAY
1 -		46.403	1:59.830	65.49	11.955	17:05:51.708
2 -	1:02.592	46.202	1:48.794 (2)	72.13	0.919	17:07:40.502
3 -	1:03.497	45.895	1:49.392	71.74	1.517	17:09:29.894
4 -	1:03.123	45.850	1:48.973 (3)	72.01	1.098	17:11:18.867
5 -	1:02.365	45.510	1:47.875 (1)	72.75		17:13:06.742

P21 0 Luke STANLEY			Suzuki - Urban Race Tribe			
IDEAL LAP TIME : 1:48.901		BEST LAP TIME : 1:48.930		DIFFERENCE : 0.029		
LAP	SECTOR 1	SECTOR 2	LAP TIME	MPH	DIFF	TIME OF DAY
1 -		45.171	1:57.552	66.76	8.622	17:05:49.430
2 -	1:03.737	45.193	1:48.930 (1)	72.04		17:07:38.360
3 -	1:04.069	45.164	1:49.233 (2)	71.84	0.303	17:09:27.593
4 -	1:04.635	45.483	1:50.118	71.26	1.188	17:11:17.711
5 -	1:04.113	45.550	1:49.663 (3)	71.56	0.733	17:13:07.374

P22 171 Colin CLUNE			Suzuki -			
IDEAL LAP TIME : 1:49.934		BEST LAP TIME : 1:49.934		DIFFERENCE : 0.000		
LAP	SECTOR 1	SECTOR 2	LAP TIME	MPH	DIFF	TIME OF DAY
1 -		46.033	2:01.678	64.49	11.744	17:05:53.556
2 -	1:03.937	46.444	1:50.381 (3)	71.09	0.447	17:07:43.937
3 -	1:04.012	46.043	1:50.055 (2)	71.31	0.121	17:09:33.992
4 -	1:03.927	46.007	1:49.934 (1)	71.38		17:11:23.926
5 -	1:04.672	47.256	1:51.928	70.11	1.994	17:13:15.854

P23 141 R Dean HOLLAND			Suzuki - Pristine clean and valeting			
IDEAL LAP TIME : 1:54.553		BEST LAP TIME : 1:54.886		DIFFERENCE : 0.333		
LAP	SECTOR 1	SECTOR 2	LAP TIME	MPH	DIFF	TIME OF DAY
1 -		48.948	2:06.213	62.18	11.327	17:05:58.091
2 -	1:09.044	49.441	1:58.485	66.23	3.599	17:07:56.576
3 -	1:06.429	48.633	1:55.062 (2)	68.20	0.176	17:09:51.638
4 -	1:07.495	48.489	1:55.984 (3)	67.66	1.098	17:11:47.622
5 -	1:06.762	48.124	1:54.886 (1)	68.31		17:13:42.508

P24 199 Michael FROST			Suzuki -			
IDEAL LAP TIME : 1:56.907		BEST LAP TIME : 1:56.907		DIFFERENCE : 0.000		
LAP	SECTOR 1	SECTOR 2	LAP TIME	MPH	DIFF	TIME OF DAY
1 -		49.553	2:05.689	62.43	8.782	17:05:57.567
2 -	1:09.004	50.266	1:59.270	65.80	2.363	17:07:56.837
3 -	1:08.503	49.237	1:57.740 (3)	66.65	0.833	17:09:54.577
4 -	1:07.885	49.022	1:56.907 (1)	67.13		17:11:51.484
5 -	1:08.426	49.148	1:57.574 (2)	66.75	0.667	17:13:49.058

P25 126 Damien LECHAUVE			Suzuki -			
IDEAL LAP TIME : 1:55.925		BEST LAP TIME : 1:56.341		DIFFERENCE : 0.416		
LAP	SECTOR 1	SECTOR 2	LAP TIME	MPH	DIFF	TIME OF DAY
1 -		49.336	2:08.922	60.87	12.581	17:06:00.800
2 -	1:07.159	50.070	1:57.229 (2)	66.94	0.888	17:07:58.029
3 -	1:08.417	49.179	1:57.596 (3)	66.73	1.255	17:09:55.625
4 -	1:07.575	48.766	1:56.341 (1)	67.45		17:11:51.966
5 -	1:08.613	49.111	1:57.724	66.66	1.383	17:13:49.690

P26 44 Tony PARKER			Suzuki - Emerald Elevators			
IDEAL LAP TIME : 1:57.085		BEST LAP TIME : 1:57.085		DIFFERENCE : 0.000		
LAP	SECTOR 1	SECTOR 2	LAP TIME	MPH	DIFF	TIME OF DAY

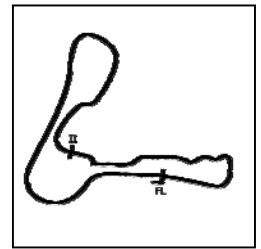
Weather / Track : Bright / Dry

Cadwell Park
Circuit Length = 2.1800 miles
Start: 17:03 Flag 17:12 End: 17:14

BMCRC - MRO Championships 2019 - Rnd 3 @ Cadwell Park

MRO Minitwins & BMCRC Rookie Minitwins

RACE 15 - SECTOR ANALYSIS



SECTOR 1 = FL to I1, SECTOR 2 = I1 to FL, DIFF = Difference To Personal Best Lap, P = Crossed Finish Line in Pit Lane, D = Time Disallowed

1 -		49.054	2:07.320	61.64	10.235	17:05:59.198
2 -	1:09.014	49.741	1:58.755	66.08	1.670	17:07:57.953
3 -	1:08.343	48.742	1:57.085 (1)	67.02		17:09:55.038
4 -	1:08.520	48.826	1:57.346 (2)	66.87	0.261	17:11:52.384
5 -	1:08.958	48.867	1:57.825 (3)	66.60	0.740	17:13:50.209

P27 51	Andrew DURANT		Suzuki -			
IDEAL LAP TIME : 1:54.515	BEST LAP TIME : 1:55.202	DIFFERENCE : 0.687				
LAP	SECTOR 1	SECTOR 2	LAP TIME	MPH	DIFF	TIME OF DAY

1 -		49.181	2:06.609	61.98	11.407	17:05:58.487
2 -	1:08.847	49.889	1:58.736 (3)	66.09	3.534	17:07:57.223
3 -	1:07.630	47.952	1:55.582 (2)	67.90	0.380	17:09:52.805
4 -	1:06.882	48.320	1:55.202 (1)	68.12		17:11:48.007
5 -	1:06.563	56.362	2:02.925	63.84	7.723	17:13:50.932

P28 43	Robert DAVIE		Suzuki -			
IDEAL LAP TIME : 1:55.073	BEST LAP TIME : 1:55.073	DIFFERENCE : 0.000				
LAP	SECTOR 1	SECTOR 2	LAP TIME	MPH	DIFF	TIME OF DAY

1 -		50.226	2:11.317	59.76	16.244	17:06:03.195
2 -	1:08.226	49.525	1:57.751 (3)	66.64	2.678	17:08:00.946
3 -	1:08.638	49.703	1:58.341	66.31	3.268	17:09:59.287
4 -	1:08.812	48.928	1:57.740 (2)	66.65	2.667	17:11:57.027
5 -	1:06.393	48.680	1:55.073 (1)	68.20		17:13:52.100

P29 40 R	Simon WILKINSON		Suzuki - S P Wilkinson Engineering Ltd			
IDEAL LAP TIME : 1:57.432	BEST LAP TIME : 1:57.816	DIFFERENCE : 0.384				
LAP	SECTOR 1	SECTOR 2	LAP TIME	MPH	DIFF	TIME OF DAY

1 -		50.044	2:11.524	59.66	13.708	17:06:03.402
2 -	1:09.117	49.051	1:58.168 (3)	66.41	0.352	17:08:01.570
3 -	1:08.381	49.499	1:57.880 (2)	66.57	0.064	17:09:59.450
4 -	1:10.626	49.259	1:59.885	65.46	2.069	17:11:59.335
5 -	1:08.510	49.306	1:57.816 (1)	66.61		17:13:57.151

P30 415 R	Alan HENSBY		Suzuki -			
IDEAL LAP TIME : 1:58.088	BEST LAP TIME : 1:58.554	DIFFERENCE : 0.466				
LAP	SECTOR 1	SECTOR 2	LAP TIME	MPH	DIFF	TIME OF DAY

1 -		49.214	2:09.150	60.76	10.596	17:06:01.028
2 -	1:09.231	49.518	1:58.749 (2)	66.08	0.195	17:07:59.777
3 -	1:09.104	49.844	1:58.948 (3)	65.97	0.394	17:09:58.725
4 -	1:10.727	49.948	2:00.675	65.03	2.121	17:11:59.400
5 -	1:08.874	49.680	1:58.554 (1)	66.19		17:13:57.954

P31 121 R	Samuel KENT		Suzuki - RAG Racing/ S Kent Construction Ltd			
IDEAL LAP TIME : 2:00.200	BEST LAP TIME : 2:00.639	DIFFERENCE : 0.439				
LAP	SECTOR 1	SECTOR 2	LAP TIME	MPH	DIFF	TIME OF DAY

1 -		50.793	2:12.732	59.12	12.093	17:06:04.610
2 -	1:10.612	50.027	2:00.639 (1)	65.05		17:08:05.249
3 -	1:11.115	50.268	2:01.383 (2)	64.65	0.744	17:10:06.632
4 -	1:13.540	51.320	2:04.860	62.85	4.221	17:12:11.492
5 -	1:10.173	51.233	2:01.406 (3)	64.64	0.767	17:14:12.898

P32 144	Nick CRONIN		Suzuki - Kite Motorcycles			
IDEAL LAP TIME : 2:01.899	BEST LAP TIME : 2:01.899	DIFFERENCE : 0.000				
LAP	SECTOR 1	SECTOR 2	LAP TIME	MPH	DIFF	TIME OF DAY

1 -		52.074	2:15.618	57.86	13.719	17:06:07.496
2 -	1:12.449	51.012	2:03.461 (2)	63.56	1.562	17:08:10.957
3 -	1:12.278	51.395	2:03.673 (3)	63.45	1.774	17:10:14.630
4 -	1:13.672	50.869	2:04.541	63.01	2.642	17:12:19.171

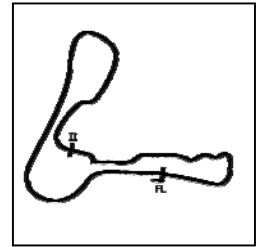
Weather / Track : Bright / Dry

Cadwell Park
Circuit Length = 2.1800 miles
Start: 17:03 Flag 17:12 End: 17:14

BMCRC - MRO Championships 2019 - Rnd 3 @ Cadwell Park

MRO Minitwins & BMCRC Rookie Minitwins

RACE 15 - SECTOR ANALYSIS



SECTOR 1 = FL to I1, SECTOR 2 = I1 to FL, DIFF = Difference To Personal Best Lap, P = Crossed Finish Line in Pit Lane, D = Time Disallowed

5 - 1:11.718 50.181 2:01.899 (1) 64.38 17:14:21.070

P33 70 R		Vanessa GILLAM		Suzuki - No More Straps			
IDEAL LAP TIME : 2:11.448		BEST LAP TIME : 2:11.448		DIFFERENCE : 0.000			
LAP	SECTOR 1	SECTOR 2	LAP TIME	MPH	DIFF	TIME OF DAY	
1 -		56.601	2:25.016	54.11	13.568	17:06:16.894	
2 -	1:17.492	55.073	2:12.565 (3)	59.20	1.117	17:08:29.459	
3 -	1:16.512	54.936	2:11.448 (1)	59.70		17:10:40.907	
4 -	1:16.776	55.406	2:12.182 (2)	59.37	0.734	17:12:53.089	

P34 20 R		Steve MALE		Suzuki - ATB Racing			
IDEAL LAP TIME :		BEST LAP TIME : 2:18.729		DIFFERENCE :			
LAP	SECTOR 1	SECTOR 2	LAP TIME	MPH	DIFF	TIME OF DAY	
1 -			2:27.222	53.30	8.493	17:06:19.100	
2 -			2:19.416 (2)	56.29	0.687	17:08:38.516	
3 -			2:20.470 (3)	55.87	1.741	17:10:58.986	
4 -			2:18.729 (1)	56.57		17:13:17.715	

P35 194 R		Simon GARDNER		Kawasaki - Utilergy			
IDEAL LAP TIME : 1:48.521		BEST LAP TIME : 1:48.521		DIFFERENCE : 0.000			
LAP	SECTOR 1	SECTOR 2	LAP TIME	MPH	DIFF	TIME OF DAY	
1 -		46.679	2:00.806	64.96	12.285	17:05:52.684	
2 -	1:02.283	46.238	1:48.521 (1)	72.31		17:07:41.205	
3 -	1:03.138	46.583	1:49.721 (3)	71.52	1.200	17:09:30.926	
4 -	1:02.474	46.274	1:48.748 (2)	72.16	0.227	17:11:19.674	

P36 69		Danny HUSKINSON		Suzuki - art of racing			
IDEAL LAP TIME : 1:45.932		BEST LAP TIME : 1:45.932		DIFFERENCE : 0.000			
LAP	SECTOR 1	SECTOR 2	LAP TIME	MPH	DIFF	TIME OF DAY	
1 -		44.459	1:52.874	69.52	6.942	17:05:44.752	
2 -	1:02.202	44.989	1:47.191 (2)	73.21	1.259	17:07:31.943	
3 -	1:01.496	44.436	1:45.932 (1)	74.08		17:09:17.875	

BMCRC - MRO Championships 2019 - Rnd 3 @ Cadwell Park

MRO Minitwins & BMCRC Rookie Minitwins

RACE 15 - BEST SECTORS

SECTOR 1			SECTOR 2			IDEAL / BEST COMPARISON						
POS	NO	NAME	TIME	NO	NAME	TIME	POS	NO	NAME	IDEAL	BEST	DIFF
									PERFECT LAP	1:40.017		
1	78	POVAH	58.226	74	SINGLETON	41.791	1	78	POVAH	1:40.139	1:40.139	0.000
2	74	SINGLETON	58.661	78	POVAH	41.913	2	74	SINGLETON	1:40.452	1:40.666	0.214
3	9	TAYLOR	58.741	184	TWYFORD	42.514	3	184	TWYFORD	1:41.583	1:42.098	0.515
4	59	FOORD	58.876	232	WETHERELL	42.599	4	9	TAYLOR	1:41.597	1:41.606	0.009
5	184	TWYFORD	59.069	9	TAYLOR	42.856	5	59	FOORD	1:42.048	1:42.340	0.292
6	19	LILLEY	59.373	19	LILLEY	42.920	6	19	LILLEY	1:42.293	1:42.293	0.000
7	13	GREEN	59.790	59	FOORD	43.172	7	232	WETHERELL	1:42.895	1:42.895	0.000
8	142	KENT	59.833	142	KENT	43.290	8	142	KENT	1:43.123	1:43.481	0.358
9	232	WETHERELL	1:00.296	191	GOOD	43.349	9	13	GREEN	1:43.647	1:43.662	0.015
10	191	GOOD	1:00.349	192	MOFFA	43.558	10	191	GOOD	1:43.698	1:43.699	0.001
11	192	MOFFA	1:00.371	56	INGHAM	43.842	11	192	MOFFA	1:43.929	1:43.996	0.067
12	156	STONE	1:01.145	13	GREEN	43.857	12	81	MAY	1:45.089	1:45.369	0.280
13	81	MAY	1:01.185	81	MAY	43.904	13	56	INGHAM	1:45.178	1:45.621	0.443
14	56	INGHAM	1:01.336	48	WALLIS	44.301	14	156	STONE	1:45.537	1:45.633	0.096
15	48	WALLIS	1:01.362	156	STONE	44.392	15	48	WALLIS	1:45.663	1:45.919	0.256
16	17	DOWNES	1:01.364	69	HUSKINSON	44.436	16	76	RODGERS	1:45.879	1:46.011	0.132
17	76	RODGERS	1:01.401	76	RODGERS	44.478	17	69	HUSKINSON	1:45.932	1:45.932	0.000
18	69	HUSKINSON	1:01.496	17	DOWNES	44.585	18	17	DOWNES	1:45.949	1:45.978	0.029
19	194	GARDNER	1:02.283	0	STANLEY	45.164	19	34	THOMAS	1:47.875	1:47.875	0.000
20	84	BRANCO	1:02.338	34	THOMAS	45.510	20	84	BRANCO	1:47.905	1:47.905	0.000
21	34	THOMAS	1:02.365	84	BRANCO	45.567	21	194	GARDNER	1:48.521	1:48.521	0.000
22	0	STANLEY	1:03.737	171	CLUNE	46.007	22	0	STANLEY	1:48.901	1:48.930	0.029
23	171	CLUNE	1:03.927	194	GARDNER	46.238	23	171	CLUNE	1:49.934	1:49.934	0.000
24	43	DAVIE	1:06.393	51	DURANT	47.952	24	51	DURANT	1:54.515	1:55.202	0.687
25	141	HOLLAND	1:06.429	141	HOLLAND	48.124	25	141	HOLLAND	1:54.553	1:54.886	0.333
26	51	DURANT	1:06.563	43	DAVIE	48.680	26	43	DAVIE	1:55.073	1:55.073	0.000
27	126	LECHAUVE	1:07.159	44	PARKER	48.742	27	126	LECHAUVE	1:55.925	1:56.341	0.416
28	199	FROST	1:07.885	126	LECHAUVE	48.766	28	199	FROST	1:56.907	1:56.907	0.000
29	44	PARKER	1:08.343	199	FROST	49.022	29	44	PARKER	1:57.085	1:57.085	0.000
30	40	WILKINSON	1:08.381	40	WILKINSON	49.051	30	40	WILKINSON	1:57.432	1:57.816	0.384
31	415	HENSBY	1:08.874	415	HENSBY	49.214	31	415	HENSBY	1:58.088	1:58.554	0.466
32	121	KENT	1:10.173	121	KENT	50.027	32	121	KENT	2:00.200	2:00.639	0.439
33	144	CRONIN	1:11.718	144	CRONIN	50.181	33	144	CRONIN	2:01.899	2:01.899	0.000
34	70	GILLAM	1:16.512	70	GILLAM	54.936	34	70	GILLAM	2:11.448	2:11.448	0.000
35							35	26	DAVIES		1:39.847	
36							36	20	MALE		2:18.729	

Weather / Track : Bright / Dry

Results can be found at www.tsl-timing.com

Cadwell Park

Circuit Length = 2.1800 miles

Start: 17:03 Flag 17:12 End: 17:14

Printed - 17:16 Sunday, 28 April 2019

BMCRC-MRO Championships 2019



ACU TEAM GREEN JUNIOR CUP & SENIOR NINJA SERIES

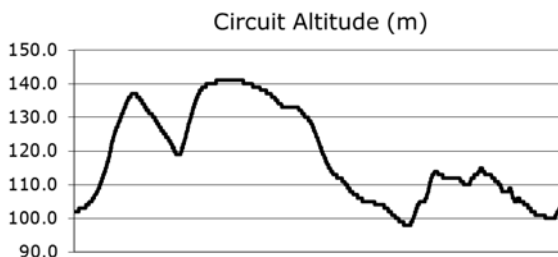
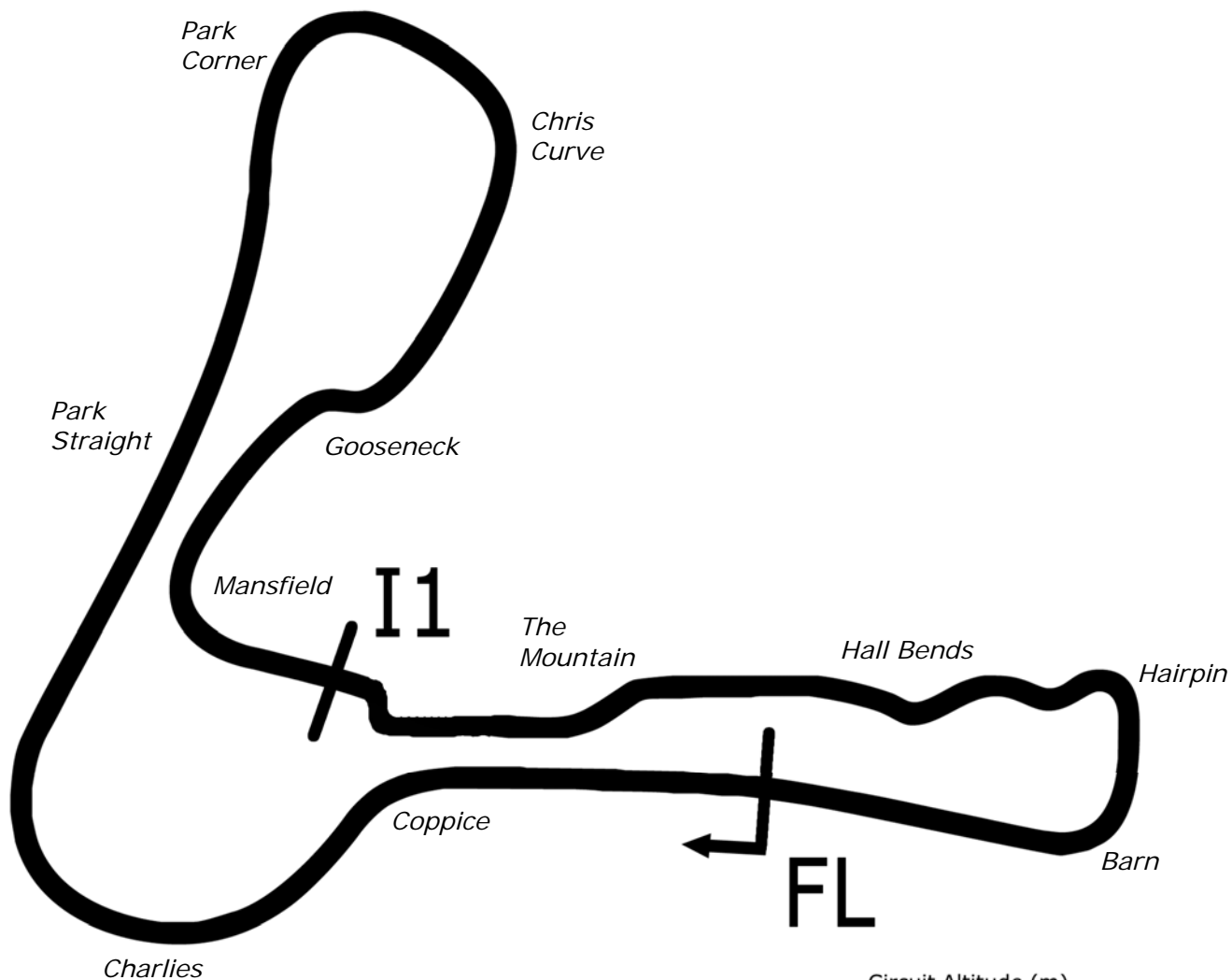
Cadwell Park Circuit

27th / 28th April 2019



Results Provided by Timing Solutions Ltd
www.tsl-timing.com

Cadwell Park



Length	2.1800 miles	3508.4 m	
FL		53.31024 N	0.05940 W
I1	2330m	53.30708 N	0.06270 W
Pit Entry	3472m	53.31103 N	0.05889 W
Pit Exit	0m after FL	53.31030 N	0.05940 W
Pit Entry-Pit Exit 92m, 5.5s @60kph, 4.1s @80kph			

All results available at www.tsl-timing.com

BMCRC - MRO Championships 2019 - Rnd 3 @ Cadwell Park

ACU Team Green Junior Cup & Senior 300

QUALIFYING - CLASSIFICATION



POS	NO	CL	PIC NAME	ENTRY	TIME	ON	LAPS	GAP	DIFF	MPH
1	14	S	1 Tony DAVIES	NINJA 300 - 3d raceing	1:54.997	3	5			68.24
2	65	S	2 Konrad BREESE	NINJA 300 - STIHL Racing	1:55.577	4	5	0.580	0.580	67.90
3	28	S	3 Kelvin HOARE	NINJA 300 - Southern and Country Roofing Ltd	1:55.997	3	5	1.000	0.420	67.65
4	22*	S	4 Samuel SMYTH	NINJA 300 -	1:58.504	3	3	3.507	2.507	66.22
5	99	J	1 Ash BARNES	NINJA 300 - BARNEYRACING	1:59.548	4	6	4.551	1.044	65.64
6	3	J	2 Lewis JONES	NINJA 300 - 151 s	2:01.031	4	6	6.034	1.483	64.84
7	36	J	3 Christopher JOHNSON	NINJA 300 -	2:01.304	3	6	6.307	0.273	64.69
8	38	S	5 Bob COUCHMAN	NINJA 300 - Pinky Janey	2:03.243	3	5	8.246	1.939	63.67
9	44*	J	4 Elliott DUFTON	NINJA 300 -	2:03.571	4	6	8.574	0.328	63.51
10	24	S	6 Darren STOLTON	NINJA 300 -	2:03.786	3	6	8.789	0.215	63.40
11	88	S	7 David COURT	NINJA 300 -	2:03.846	3	4	8.849	0.060	63.36
12	77	J	5 Joe WHITE	NINJA 300 - Just In Graphics / MZ Contracts	2:04.045	3	6	9.048	0.199	63.26
13	70	S	8 Sean HALL	NINJA 300 - S and y ceramics	2:05.131	3	6	10.134	1.086	62.71
14	170	J	6 Charlotte MARCUZZO	NINJA 300 -	2:05.956	4	5	10.959	0.825	62.30
15	48	S	9 Kevin SABBARTON	NINJA 300 - Karen Castle Opticians	2:06.841	3	6	11.844	0.885	61.87
16	122	S	10 Paul WILSON	NINJA 300 -	2:13.016	2	6	18.019	6.175	59.00
17	12	J	7 Cameron CARR	NINJA 300 - Fairburn Heating Solutions	2:33.258	4	4	38.261	20.242	51.20

No. 22 & 44 - Please fit a working transponder

Cadwell Park
 Circuit Length = 2.1800 miles
 Start: 11:41 Flag 11:54 End: 11:57

Weather / Track : Cloudy / Drying
 These results are provisional until the conclusion of any judicial and technical matters.

Clerk Of Course :	Timekeeper :
-------------------	--------------

Results can be found at www.tsl-timing.com

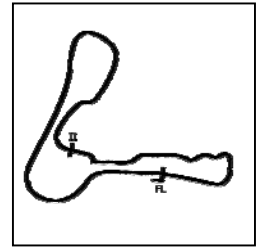
Printed - 11:58 Saturday, 27 April 2019



BMCRC - MRO Championships 2019 - Rnd 3 @ Cadwell Park

ACU Team Green Junior Cup & Senior 300

QUALIFYING - SECTOR ANALYSIS



SECTOR 1 = FL to I1, SECTOR 2 = I1 to FL, DIFF = Difference To Personal Best Lap, P = Crossed Finish Line in Pit Lane, D = Time Disallowed

P1		14 S		Tony DAVIES		NINJA 300 - 3d racing	
IDEAL LAP TIME : 1:54.506		BEST LAP TIME : 1:54.997		DIFFERENCE : 0.491			
LAP	SECTOR 1	SECTOR 2	LAP TIME	MPH	DIFF	TIME OF DAY	
1 -	1:14.413	50.305	2:04.718	62.92	9.721	11:44:01.669	
2 -	1:10.493	47.912	1:58.405	66.28	3.408	11:46:00.074	
3 -	1:07.995	47.002	1:54.997 (1)	68.24		11:47:55.071	
4 -	1:07.504	47.636	1:55.140 (2)	68.16	0.143	11:49:50.211	
5 -	1:08.306	47.491	1:55.797 (3)	67.77	0.800	11:51:46.008	

P2		65 S		Konrad BREESE		NINJA 300 - STIHL Racing	
IDEAL LAP TIME : 1:55.381		BEST LAP TIME : 1:55.577		DIFFERENCE : 0.196			
LAP	SECTOR 1	SECTOR 2	LAP TIME	MPH	DIFF	TIME OF DAY	
1 -	1:12.071	50.110	2:02.181	64.23	6.604	11:43:56.356	
2 -	1:08.977	48.763	1:57.740	66.65	2.163	11:45:54.096	
3 -	1:07.734	48.150	1:55.884 (2)	67.72	0.307	11:47:49.980	
4 -	1:07.800	47.777	1:55.577 (1)	67.90		11:49:45.557	
5 -	1:07.604	49.812	1:57.416 (3)	66.83	1.839	11:51:42.973	

P3		28 S		Kelvin HOARE		NINJA 300 - Southern and Country Roofing Ltd	
IDEAL LAP TIME : 1:55.764		BEST LAP TIME : 1:55.997		DIFFERENCE : 0.233			
LAP	SECTOR 1	SECTOR 2	LAP TIME	MPH	DIFF	TIME OF DAY	
1 -	1:14.781	51.435	2:06.216	62.17	10.219	11:44:01.635	
2 -	1:09.793	48.341	1:58.134 (2)	66.43	2.137	11:45:59.769	
3 -	1:08.717	47.280	1:55.997 (1)	67.65		11:47:55.766	
4 -	1:08.484	49.778	1:58.262 (3)	66.36	2.265	11:49:54.028	
5 -	1:10.610	50.258	2:00.868	64.93	4.871	11:51:54.896	

P4		22 S		Samuel SMYTH		NINJA 300 -	
IDEAL LAP TIME :		BEST LAP TIME : 1:58.504		DIFFERENCE :			
LAP	SECTOR 1	SECTOR 2	LAP TIME	MPH	DIFF	TIME OF DAY	
1 -			2:03.658 (3)	63.46	5.154	11:49:07.542	
2 -			2:00.203 (2)	65.29	1.699	11:51:07.745	
3 -			1:58.504 (1)	66.22		11:53:06.249	

P5		99 J		Ash BARNES		NINJA 300 - BARNEYRACING	
IDEAL LAP TIME : 1:59.548		BEST LAP TIME : 1:59.548		DIFFERENCE : 0.000			
LAP	SECTOR 1	SECTOR 2	LAP TIME	MPH	DIFF	TIME OF DAY	
1 -	1:15.565	52.315	2:07.880	61.37	8.332	11:44:12.436	
2 -	1:11.632	50.538	2:02.170	64.23	2.622	11:46:14.606	
3 -	1:10.200	49.503	1:59.703 (2)	65.56	0.155	11:48:14.309	
4 -	1:10.193	49.355	1:59.548 (1)	65.64		11:50:13.857	
5 -	1:10.470	51.416	2:01.886 (3)	64.38	2.338	11:52:15.743	
6 -	1:12.539	51.068	2:03.607	63.49	4.059	11:54:19.350	

P6		3 J		Lewis JONES		NINJA 300 - 151 s	
IDEAL LAP TIME : 2:00.636		BEST LAP TIME : 2:01.031		DIFFERENCE : 0.395			
LAP	SECTOR 1	SECTOR 2	LAP TIME	MPH	DIFF	TIME OF DAY	
1 -	1:16.472	52.520	2:08.992	60.84	7.961	11:44:00.414	
2 -	1:12.204	50.212	2:02.416 (3)	64.10	1.385	11:46:02.830	
3 -	1:11.990	49.609	2:01.599 (2)	64.54	0.568	11:48:04.429	
4 -	1:11.027	50.004	2:01.031 (1)	64.84		11:50:05.460	
5 -	1:13.506	52.298	2:05.804	62.38	4.773	11:52:11.264	
6 -	1:13.927	52.836	2:06.763	61.91	5.732	11:54:18.027	

P7		36 J		Christopher JOHNSON		NINJA 300 -	
IDEAL LAP TIME : 2:00.643		BEST LAP TIME : 2:01.304		DIFFERENCE : 0.661			
LAP	SECTOR 1	SECTOR 2	LAP TIME	MPH	DIFF	TIME OF DAY	
1 -							

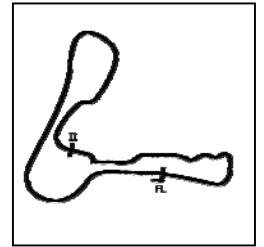
Weather / Track : Cloudy / Drying

Cadwell Park
 Circuit Length = 2.1800 miles
 Start: 11:41 Flag 11:54 End: 11:57

BMCRC - MRO Championships 2019 - Rnd 3 @ Cadwell Park

ACU Team Green Junior Cup & Senior 300

QUALIFYING - SECTOR ANALYSIS



SECTOR 1 = FL to I1, SECTOR 2 = I1 to FL, DIFF = Difference To Personal Best Lap, P = Crossed Finish Line in Pit Lane, D = Time Disallowed

1 -	1:19.216	53.605	2:12.821	59.08	11.517	11:44:06.843
2 -	1:13.428	51.438	2:04.866 (3)	62.85	3.562	11:46:11.709
3 -	1:11.926	49.378	2:01.304 (1)	64.69		11:48:13.013
4 -	1:11.265	50.056	2:01.321 (2)	64.68	0.017	11:50:14.334
5 -	1:14.529	51.776	2:06.305	62.13	5.001	11:52:20.639
6 -	1:15.232	51.398	2:06.630	61.97	5.326	11:54:27.269

P8 38 S		Bob COUCHMAN		NINJA 300 - Pinky Janey			
IDEAL LAP TIME : 2:03.150		BEST LAP TIME : 2:03.243		DIFFERENCE : 0.093			
LAP	SECTOR 1	SECTOR 2	LAP TIME	MPH	DIFF	TIME OF DAY	
1 -	1:17.259	52.913	2:10.172	60.28	6.929	11:44:01.459	
2 -	1:11.687	51.631	2:03.318 (2)	63.64	0.075	11:46:04.777	
3 -	1:11.519	51.724	2:03.243 (1)	63.67		11:48:08.020	
4 -	1:11.779	56.177	2:07.956 (3)	61.33	4.713	11:50:15.976	
5 -	1:15.888	56.299	2:12.187	59.37	8.944	11:52:28.163	

P9 44 J		Elliott DUFTON		NINJA 300 -			
IDEAL LAP TIME :		BEST LAP TIME : 2:03.571		DIFFERENCE :			
LAP	SECTOR 1	SECTOR 2	LAP TIME	MPH	DIFF	TIME OF DAY	
1 -			2:12.959	59.02	9.388	11:44:10.670	
2 -			2:05.771	62.39	2.200	11:46:16.441	
3 -			2:04.397 (2)	63.08	0.826	11:48:20.838	
4 -			2:03.571 (1)	63.51		11:50:24.409	
5 -			2:08.469	61.08	4.898	11:52:32.878	
6 -			2:04.399 (3)	63.08	0.828	11:54:37.277	

P10 24 S		Darren STOLTON		NINJA 300 -			
IDEAL LAP TIME : 2:03.786		BEST LAP TIME : 2:03.786		DIFFERENCE : 0.000			
LAP	SECTOR 1	SECTOR 2	LAP TIME	MPH	DIFF	TIME OF DAY	
1 -	1:17.400	54.376	2:11.776	59.55	7.990	11:44:06.859	
2 -	1:14.539	52.547	2:07.086 (3)	61.75	3.300	11:46:13.945	
3 -	1:12.303	51.483	2:03.786 (1)	63.40		11:48:17.731	
4 -	1:13.141	52.719	2:05.860 (2)	62.35	2.074	11:50:23.591	
5 -	1:15.189	54.345	2:09.534	60.58	5.748	11:52:33.125	
6 -	1:20.850	54.623	2:15.473	57.93	11.687	11:54:48.598	

P11 88 S		David COURT		NINJA 300 -			
IDEAL LAP TIME : 2:03.085		BEST LAP TIME : 2:03.846		DIFFERENCE : 0.761			
LAP	SECTOR 1	SECTOR 2	LAP TIME	MPH	DIFF	TIME OF DAY	
1 -	1:17.380	53.955	2:11.335	59.75	7.489	11:44:07.997	
2 -	1:13.874	53.049	2:06.923 (3)	61.83	3.077	11:46:14.920	
3 -	1:12.003	51.843	2:03.846 (1)	63.36		11:48:18.766	
4 -	1:11.242	52.948	2:04.190 (2)	63.19	0.344	11:50:22.956	

P12 77 J		Joe WHITE		NINJA 300 - Just In Graphics / MZ Contracts			
IDEAL LAP TIME : 2:03.602		BEST LAP TIME : 2:04.045		DIFFERENCE : 0.443			
LAP	SECTOR 1	SECTOR 2	LAP TIME	MPH	DIFF	TIME OF DAY	
1 -	1:18.390	54.250	2:12.640	59.16	8.595	11:44:06.531	
2 -	1:14.415	52.562	2:06.977 (3)	61.80	2.932	11:46:13.508	
3 -	1:12.493	51.552	2:04.045 (1)	63.26		11:48:17.553	
4 -	1:12.050	53.205	2:05.255 (2)	62.65	1.210	11:50:22.808	
5 -	1:15.192	54.821	2:10.013	60.36	5.968	11:52:32.821	
6 -	1:14.322	55.072	2:09.394	60.65	5.349	11:54:42.215	

P13 70 S		Sean HALL		NINJA 300 - S and y ceramics			
IDEAL LAP TIME : 2:04.970		BEST LAP TIME : 2:05.131		DIFFERENCE : 0.161			
LAP	SECTOR 1	SECTOR 2	LAP TIME	MPH	DIFF	TIME OF DAY	
1 -	1:20.458	56.123	2:16.581	57.46	11.450	11:44:26.127	

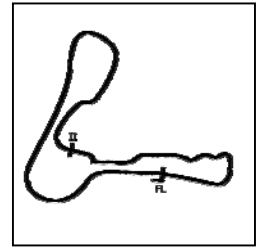
Weather / Track : Cloudy / Drying

Cadwell Park
Circuit Length = 2.1800 miles
Start: 11:41 Flag 11:54 End: 11:57

BMCRC - MRO Championships 2019 - Rnd 3 @ Cadwell Park

ACU Team Green Junior Cup & Senior 300

QUALIFYING - SECTOR ANALYSIS



SECTOR 1 = FL to I1, SECTOR 2 = I1 to FL, DIFF = Difference To Personal Best Lap, P = Crossed Finish Line in Pit Lane, D = Time Disallowed

2 -	1:14.283	52.927	2:07.210 (3)	61.69	2.079	11:46:33.337
3 -	1:13.497	51.634	2:05.131 (1)	62.71		11:48:38.468
4 -	1:13.336	52.890	2:06.226 (2)	62.17	1.095	11:50:44.694
5 -	1:15.699	55.841	2:11.540	59.66	6.409	11:52:56.234
6 -	1:16.455	55.208	2:11.663	59.60	6.532	11:55:07.897

P14 170 J		Charlotte MARCUZZO		NINJA 300 -			
IDEAL LAP TIME : 2:05.254		BEST LAP TIME : 2:05.956		DIFFERENCE : 0.702			
LAP	SECTOR 1	SECTOR 2	LAP TIME	MPH	DIFF	TIME OF DAY	
1 -	1:22.041	56.509	2:18.550	56.64	12.594	11:44:27.551	
2 -	1:15.377	52.907	2:08.284 (3)	61.17	2.328	11:46:35.835	
3 -	1:13.675	52.490	2:06.165 (2)	62.20	0.209	11:48:42.000	
4 -	1:12.764	53.192	2:05.956 (1)	62.30		11:50:47.956	
5 -	1:15.010	53.401	2:08.411	61.11	2.455	11:52:56.367	

P15 48 S		Kevin SABBARTON		NINJA 300 - Karen Castle Opticians			
IDEAL LAP TIME : 2:06.378		BEST LAP TIME : 2:06.841		DIFFERENCE : 0.463			
LAP	SECTOR 1	SECTOR 2	LAP TIME	MPH	DIFF	TIME OF DAY	
1 -	1:20.466	55.732	2:16.198	57.62	9.357	11:44:25.498	
2 -	1:16.074	53.313	2:09.387	60.65	2.546	11:46:34.885	
3 -	1:13.925	52.916	2:06.841 (1)	61.87		11:48:41.726	
4 -	1:14.440	52.453	2:06.893 (2)	61.84	0.052	11:50:48.619	
5 -	1:15.081	53.962	2:09.043 (3)	60.81	2.202	11:52:57.662	
6 -	1:16.516	58.922	2:15.438	57.94	8.597	11:55:13.100	

P16 122 S		Paul WILSON		NINJA 300 -			
IDEAL LAP TIME : 2:13.006		BEST LAP TIME : 2:13.016		DIFFERENCE : 0.010			
LAP	SECTOR 1	SECTOR 2	LAP TIME	MPH	DIFF	TIME OF DAY	
1 -	1:22.520	55.808	2:18.328	56.73	5.312	11:44:29.392	
2 -	1:17.900	55.116	2:13.016 (1)	59.00		11:46:42.408	
3 -	1:18.747	55.106	2:13.853 (2)	58.63	0.837	11:48:56.261	
4 -	1:19.489	56.500	2:15.989 (3)	57.71	2.973	11:51:12.250	
5 -	1:20.990	56.244	2:17.234	57.18	4.218	11:53:29.484	
6 -	1:19.942	56.941	2:16.883	57.33	3.867	11:55:46.367	

P17 12 J		Cameron CARR		NINJA 300 - Fairburn Heating Solutions			
IDEAL LAP TIME : 2:32.790		BEST LAP TIME : 2:33.258		DIFFERENCE : 0.468			
LAP	SECTOR 1	SECTOR 2	LAP TIME	MPH	DIFF	TIME OF DAY	
1 -	1:36.592	1:04.088	2:40.680	48.84	7.422	11:44:50.512	
2 -	1:33.775	1:01.746	2:35.521 (3)	50.46	2.263	11:47:26.033	
3 -	1:32.291	1:01.093	2:33.384 (2)	51.16	0.126	11:49:59.417	
4 -	1:31.697	1:01.561	2:33.258 (1)	51.20		11:52:32.675	

BMCRC - MRO Championships 2019 - Rnd 3 @ Cadwell Park

ACU Team Green Junior Cup & Senior 300

QUALIFYING - BEST SECTORS

SECTOR 1			SECTOR 2			IDEAL / BEST COMPARISON						
POS	NO	NAME	TIME	NO	NAME	TIME	POS	NO	NAME	IDEAL	BEST	DIFF
									PERFECT LAP	1:54.506		
1	14	DAVIES	1:07.504	14	DAVIES	47.002	1	14	DAVIES	1:54.506	1:54.997	0.491
2	65	BREESE	1:07.604	28	HOARE	47.280	2	65	BREESE	1:55.381	1:55.577	0.196
3	28	HOARE	1:08.484	65	BREESE	47.777	3	28	HOARE	1:55.764	1:55.997	0.233
4	99	BARNES	1:10.193	99	BARNES	49.355	4	99	BARNES	1:59.548	1:59.548	0.000
5	3	JONES	1:11.027	36	JOHNSON	49.378	5	3	JONES	2:00.636	2:01.031	0.395
6	88	COURT	1:11.242	3	JONES	49.609	6	36	JOHNSON	2:00.643	2:01.304	0.661
7	36	JOHNSON	1:11.265	24	STOLTON	51.483	7	88	COURT	2:03.085	2:03.846	0.761
8	38	COUCHMAN	1:11.519	77	WHITE	51.552	8	38	COUCHMAN	2:03.150	2:03.243	0.093
9	77	WHITE	1:12.050	38	COUCHMAN	51.631	9	77	WHITE	2:03.602	2:04.045	0.443
10	24	STOLTON	1:12.303	70	HALL	51.634	10	24	STOLTON	2:03.786	2:03.786	0.000
11	170	MARCUZZO	1:12.764	88	COURT	51.843	11	70	HALL	2:04.970	2:05.131	0.161
12	70	HALL	1:13.336	48	SABBARTON	52.453	12	170	MARCUZZO	2:05.254	2:05.956	0.702
13	48	SABBARTON	1:13.925	170	MARCUZZO	52.490	13	48	SABBARTON	2:06.378	2:06.841	0.463
14	122	WILSON	1:17.900	122	WILSON	55.106	14	122	WILSON	2:13.006	2:13.016	0.010
15	12	CARR	1:31.697	12	CARR	1:01.093	15	12	CARR	2:32.790	2:33.258	0.468
16							16	22	SMYTH		1:58.504	
17							17	44	DUFTON		2:03.571	

Weather / Track : Cloudy / Drying

Results can be found at www.tsl-timing.com

Cadwell Park

Circuit Length = 2.1800 miles

Start: 11:41 Flag 11:54 End: 11:57

Printed - 11:58 Saturday, 27 April 2019

BMCRC - MRO Championships 2019 - Rnd 3 @ Cadwell Park

ACU Team Green Junior Cup & Senior 300

RACE 9 - GRID (7 Laps)



ROW 7	19	16	Harry COOPER	1		1							
ROW 6		16	122	Paul WILSON	2:13.016	17	12	Cameron CARR	2:33.258	18	15	Ruari BURNETT	
ROW 5	13	70	Sean HALL	2:05.131	14	170	Charlotte MARCUZZO	2:05.956	15	48	Kevin SABBARTON	2:06.841	
ROW 4		10	24	Darren STOLTON	2:03.786	11	88	David COURT	2:03.846	12	77	Joe WHITE	2:04.045
ROW 3	7	36	Christopher JOHNSON	2:01.304	8	38	Bob COUCHMAN	2:03.243	9	44	Elliott DUFTON	2:03.571	
ROW 2		4	22	Samuel SMYTH	1:58.504	5	99	Ash BARNES	1:59.548	6	3	Lewis JONES	2:01.031
ROW 1	1	14	Tony DAVIES	1:54.997	2	65	Konrad BREESE	1:55.577	3	28	Kelvin HOARE	1:55.997	
			Pole										

Cadwell Park
Circuit Length = 2.1800 miles

These results are provisional until the conclusion of any judicial and technical matters.

Clerk Of Course :		Timekeeper :
-------------------	--	--------------

Results can be found at www.tsl-timing.com

Printed - 12:00 Saturday, 27 April 2019



BMCRC - MRO Championships 2019 - Rnd 3 @ Cadwell Park

ACU Team Green Junior Cup & Senior 300

RACE 9 - CLASSIFICATION



POS	NO	CL	PIC NAME	ENTRY	LAPS	TIME	GAP	DIFF	MPH	BEST	ON
1	14	S	1 Tony DAVIES	NINJA 300 - 3D Racing	7	13:57.917			65.56	1:58.626	2
2	28	S	2 Kelvin HOARE	NINJA 300 - Southern and Country Roofing Ltd	7	14:19.699	21.782	21.782	63.90	2:00.731	6
3	22	S	3 Samuel SMYTH	NINJA 300 -	7	14:39.876	41.959	20.177	62.43	2:02.727	6
4	44*	J	1 Elliott DUFTON	NINJA 300 -	7	14:45.877	47.960	6.001	62.01	2:04.222	3
5	36	J	2 Christopher JOHNSON	NINJA 300 -	7	14:47.500	49.583	1.623	61.90	2:04.185	7
6	38	S	4 Bob COUCHMAN	NINJA 300 - Pinky Janey	7	14:50.007	52.090	2.507	61.72	2:04.576	6
7	48	S	5 Kevin SABBARTON	NINJA 300 - Karen Castle Opticians	7	15:40.093	1:42.176	50.086	58.43	2:11.065	7
8	170	J	3 Charlotte MARCUZZO	NINJA 300 -	7	16:01.432	2:03.515	21.339	57.14	2:13.756	3
9	122	S	6 Paul WILSON	NINJA 300 -	7	16:08.931	2:11.014	7.499	56.69	2:15.042	6
10	12	J	4 Cameron CARR	NINJA 300 - Fairburn Heating Solutions	6	16:01.571	1 Lap	1 Lap	48.97	2:34.517	6

NOT CLASSIFIED

DNF	77	J	Joe WHITE	NINJA 300 - Just In Graphics / MZ Contracts	5	10:55.806	2 Laps	1 Lap	59.83	2:07.184	2
DNF	99	J	Ash BARNES	NINJA 300 - BARNEYRACING	2	4:20.932	5 Laps	3 Laps	60.15	2:05.877	2
DNF	24	S	Darren STOLTON	NINJA 300 -	2	4:26.577	5 Laps	5.645	58.88	2:07.197	2
DNF	65	S	Konrad BREESE	NINJA 300 - STIHL Racing	0						
DNF	3	J	Lewis JONES	NINJA 300 - 151 s	0						
DNF	70	S	Sean HALL	NINJA 300 - S and y ceramics	0						

FASTEST LAP

14	S	Tony DAVIES	NINJA 300 - 3D Racing	2	1:58.626	66.15 mph	106.47 kph
36	J	Christopher JOHNSON	NINJA 300 -	7	2:04.185	63.19 mph	101.70 kph

No. 44 - Please fit a working transponder
Class S - 92.5% of Race Speed = 60.64 mph
Class J - 92.5% of Race Speed = 57.35 mph

Cadwell Park
 Circuit Length = 2.1800 miles
 Start: 15:54 Flag 16:08 End: 16:11

Weather / Track : Cloudy / Wet

These results are provisional until the conclusion of any judicial and technical matters.

Clerk Of Course :	Timekeeper :
-------------------	--------------

Results can be found at www.tsl-timing.com

Printed - 16:11 Saturday, 27 April 2019



BMCRC - MRO Championships 2019 - Rnd 3 @ Cadwell Park

ACU Team Green Junior Cup & Senior 300

RACE 9 - LAP CHART

LAP 1 @ 15:56:29.547			LAP 5 @ 16:04:25.998		
NO	BEHIND	LAP TIME	NO	BEHIND	LAP TIME

14		2:03.873	14		2:00.009
28	6.597	2:10.470	28	16.301	2:00.746
99	11.182	2:15.055	44	33.654	2:06.014
44	11.321	2:15.194	22	33.901	2:03.031
36	11.783	2:15.656	36	38.509	2:05.308
22	11.911	2:15.784	38	40.172	2:05.235
38	14.205	2:18.078	12	1 Lap	2:36.766
77	15.296	2:19.169	77	55.482	2:11.296
24	15.507	2:19.380	48	1:16.518	2:14.038
48	20.128	2:24.001	170	1:27.361	2:14.904
122	23.535	2:27.408	122	1:35.389	2:15.353
170	23.760	2:27.633			
12	48.189	2:52.062			

LAP 2 @ 15:58:28.173			LAP 6 @ 16:06:24.671		
NO	BEHIND	LAP TIME	NO	BEHIND	LAP TIME

14		1:58.626	14		1:58.673
28	10.760	2:02.789	28	18.359	2:00.731
44	16.948	2:04.253	22	37.955	2:02.727
99	18.433	2:05.877	44	39.707	2:04.726
22	19.064	2:05.779	36	44.318	2:04.482
36	20.164	2:07.007	38	46.075	2:04.576
38	22.188	2:06.609	12	1 Lap	2:35.289
77	23.854	2:07.184	48	1:30.031	2:12.186
24	24.078	2:07.197	170	1:42.911	2:14.223
48	34.332	2:12.830	122	1:51.758	2:15.042
122	41.344	2:16.435			
170	41.961	2:16.827			
12	1:32.973	2:43.410			

LAP 3 @ 16:00:26.953			LAP 7 @ 16:08:23.591		
NO	BEHIND	LAP TIME	NO	BEHIND	LAP TIME

14		1:58.780	14		1:58.920
28	13.292	2:01.312	28	21.782	2:02.343
44	22.390	2:04.222	22	41.959	2:02.924
22	25.245	2:04.961	44	47.960	2:07.173
36	27.229	2:05.845	36	49.583	2:04.185
38	28.602	2:05.194	38	52.090	2:04.935
77	33.719	2:08.645	48	1:42.176	2:11.065
48	48.968	2:13.416	170	2:03.515	2:19.524
170	56.937	2:13.756	12	1 Lap	2:34.517
122	1:00.802	2:18.238	122	2:11.014	2:18.176

LAP 4 @ 16:02:25.989		
NO	BEHIND	LAP TIME

14		1:59.036
12	1 Lap	2:39.527
28	15.564	2:01.308
44	27.649	2:04.295
22	30.879	2:04.670
36	33.210	2:05.017
38	34.946	2:05.380
77	44.195	2:09.512
48	1:02.489	2:12.557
170	1:12.466	2:14.565
122	1:20.045	2:18.279

Weather / Track : Cloudy / Wet

Results can be found at www.tsl-timing.com

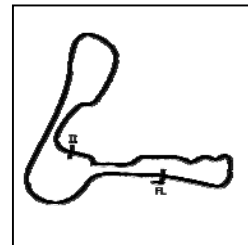
Cadwell Park
Circuit Length = 2.1800 miles
Start: 15:54 Flag 16:08 End: 16:11

Printed - 16:15 Saturday, 27 April 2019

BMCRC - MRO Championships 2019 - Rnd 3 @ Cadwell Park

ACU Team Green Junior Cup & Senior 300

RACE 9 - SECTOR ANALYSIS



SECTOR 1 = FL to I1, SECTOR 2 = I1 to FL, DIFF = Difference To Personal Best Lap, P = Crossed Finish Line in Pit Lane, D = Time Disallowed

P1 14 S		Tony DAVIES		NINJA 300 - 3D Racing		
IDEAL LAP TIME : 1:58.223		BEST LAP TIME : 1:58.626		DIFFERENCE : 0.403		
LAP	SECTOR 1	SECTOR 2	LAP TIME	MPH	DIFF	TIME OF DAY
1 -		48.499	2:03.873	63.35	5.247	15:56:29.547
2 -	1:09.839	48.787	1:58.626 (1)	66.15		15:58:28.173
3 -	1:09.812	48.968	1:58.780 (3)	66.07	0.154	16:00:26.953
4 -	1:09.779	49.257	1:59.036	65.93	0.410	16:02:25.989
5 -	1:10.530	49.479	2:00.009	65.39	1.383	16:04:25.998
6 -	1:09.724	48.949	1:58.673 (2)	66.13	0.047	16:06:24.671
7 -	1:09.954	48.966	1:58.920	65.99	0.294	16:08:23.591

P2 28 S		Kelvin HOARE		NINJA 300 - Southern and Country Roofing Ltd		
IDEAL LAP TIME : 2:00.605		BEST LAP TIME : 2:00.731		DIFFERENCE : 0.126		
LAP	SECTOR 1	SECTOR 2	LAP TIME	MPH	DIFF	TIME OF DAY
1 -		51.022	2:10.470	60.15	9.739	15:56:36.144
2 -	1:12.501	50.288	2:02.789	63.91	2.058	15:58:38.933
3 -	1:11.579	49.733	2:01.312	64.69	0.581	16:00:40.245
4 -	1:11.433	49.875	2:01.308 (3)	64.69	0.577	16:02:41.553
5 -	1:11.241	49.505	2:00.746 (2)	64.99	0.015	16:04:42.299
6 -	1:11.367	49.364	2:00.731 (1)	65.00		16:06:43.030
7 -	1:11.975	50.368	2:02.343	64.14	1.612	16:08:45.373

P3 22 S		Samuel SMYTH		NINJA 300 -		
IDEAL LAP TIME : 2:02.045		BEST LAP TIME : 2:02.727		DIFFERENCE : 0.682		
LAP	SECTOR 1	SECTOR 2	LAP TIME	MPH	DIFF	TIME OF DAY
1 -		53.465	2:15.784	57.79	13.057	15:56:41.458
2 -	1:13.800	51.979	2:05.779	62.39	3.052	15:58:47.237
3 -	1:12.855	52.106	2:04.961	62.80	2.234	16:00:52.198
4 -	1:12.617	52.053	2:04.670	62.95	1.943	16:02:56.868
5 -	1:11.880	51.151	2:03.031 (3)	63.78	0.304	16:04:59.899
6 -	1:12.562	50.165	2:02.727 (1)	63.94		16:07:02.626
7 -	1:12.123	50.801	2:02.924 (2)	63.84	0.197	16:09:05.550

P4 44 J		Elliott DUFTON		NINJA 300 -		
IDEAL LAP TIME :		BEST LAP TIME : 2:04.222		DIFFERENCE :		
LAP	SECTOR 1	SECTOR 2	LAP TIME	MPH	DIFF	TIME OF DAY
1 -			2:15.194	58.05	10.972	15:56:40.868
2 -			2:04.253 (2)	63.16	0.031	15:58:45.121
3 -			2:04.222 (1)	63.17		16:00:49.343
4 -			2:04.295 (3)	63.14	0.073	16:02:53.638
5 -			2:06.014	62.27	1.792	16:04:59.652
6 -			2:04.726	62.92	0.504	16:07:04.378
7 -			2:07.173	61.71	2.951	16:09:11.551

P5 36 J		Christopher JOHNSON		NINJA 300 -		
IDEAL LAP TIME : 2:03.936		BEST LAP TIME : 2:04.185		DIFFERENCE : 0.249		
LAP	SECTOR 1	SECTOR 2	LAP TIME	MPH	DIFF	TIME OF DAY
1 -		53.017	2:15.656	57.85	11.471	15:56:41.330
2 -	1:15.285	51.722	2:07.007	61.79	2.822	15:58:48.337
3 -	1:14.083	51.762	2:05.845	62.36	1.660	16:00:54.182
4 -	1:13.812	51.205	2:05.017 (3)	62.77	0.832	16:02:59.199
5 -	1:14.466	50.842	2:05.308	62.63	1.123	16:05:04.507
6 -	1:13.440	51.042	2:04.482 (2)	63.04	0.297	16:07:08.989
7 -	1:13.689	50.496	2:04.185 (1)	63.19		16:09:13.174

P6 38 S		Bob COUCHMAN		NINJA 300 - Pinky Janey		
IDEAL LAP TIME : 2:04.299		BEST LAP TIME : 2:04.576		DIFFERENCE : 0.277		
LAP	SECTOR 1	SECTOR 2	LAP TIME	MPH	DIFF	TIME OF DAY

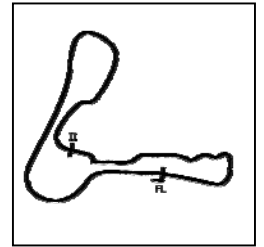
Weather / Track : Cloudy / Wet

Cadwell Park
Circuit Length = 2.1800 miles
Start: 15:54 Flag 16:08 End: 16:11

BMCRC - MRO Championships 2019 - Rnd 3 @ Cadwell Park

ACU Team Green Junior Cup & Senior 300

RACE 9 - SECTOR ANALYSIS



SECTOR 1 = FL to I1, SECTOR 2 = I1 to FL, DIFF = Difference To Personal Best Lap, P = Crossed Finish Line in Pit Lane, D = Time Disallowed

1 -		54.359	2:18.078	56.83	13.502	15:56:43.752
2 -	1:13.216	53.393	2:06.609	61.98	2.033	15:58:50.361
3 -	1:12.837	52.357	2:05.194 (3)	62.68	0.618	16:00:55.555
4 -	1:12.921	52.459	2:05.380	62.59	0.804	16:03:00.935
5 -	1:12.984	52.251	2:05.235	62.66	0.659	16:05:06.170
6 -	1:12.585	51.991	2:04.576 (1)	62.99		16:07:10.746
7 -	1:12.308	52.627	2:04.935 (2)	62.81	0.359	16:09:15.681

P7 48 S		Kevin SABBARTON		NINJA 300 - Karen Castle Opticians		
IDEAL LAP TIME : 2:11.054		BEST LAP TIME : 2:11.065		DIFFERENCE : 0.011		
LAP	SECTOR 1	SECTOR 2	LAP TIME	MPH	DIFF	TIME OF DAY
1 -		55.655	2:24.001	54.49	12.936	15:56:49.675
2 -	1:18.355	54.475	2:12.830	59.08	1.765	15:59:02.505
3 -	1:17.596	55.820	2:13.416	58.82	2.351	16:01:15.921
4 -	1:17.239	55.318	2:12.557 (3)	59.20	1.492	16:03:28.478
5 -	1:16.587	57.451	2:14.038	58.55	2.973	16:05:42.516
6 -	1:16.809	55.377	2:12.186 (2)	59.37	1.121	16:07:54.702
7 -	1:16.598	54.467	2:11.065 (1)	59.87		16:10:05.767

P8 170 J		Charlotte MARCUZZO		NINJA 300 -		
IDEAL LAP TIME : 2:13.048		BEST LAP TIME : 2:13.756		DIFFERENCE : 0.708		
LAP	SECTOR 1	SECTOR 2	LAP TIME	MPH	DIFF	TIME OF DAY
1 -		56.681	2:27.633	53.15	13.877	15:56:53.307
2 -	1:20.574	56.253	2:16.827	57.35	3.071	15:59:10.134
3 -	1:17.592	56.164	2:13.756 (1)	58.67		16:01:23.890
4 -	1:19.109	55.456	2:14.565 (3)	58.32	0.809	16:03:38.455
5 -	1:18.571	56.333	2:14.904	58.17	1.148	16:05:53.359
6 -	1:17.996	56.227	2:14.223 (2)	58.47	0.467	16:08:07.582
7 -	1:19.945	59.579	2:19.524	56.24	5.768	16:10:27.106

P9 122 S		Paul WILSON		NINJA 300 -		
IDEAL LAP TIME : 2:14.722		BEST LAP TIME : 2:15.042		DIFFERENCE : 0.320		
LAP	SECTOR 1	SECTOR 2	LAP TIME	MPH	DIFF	TIME OF DAY
1 -		57.111	2:27.408	53.24	12.366	15:56:53.082
2 -	1:20.425	56.010	2:16.435 (3)	57.52	1.393	15:59:09.517
3 -	1:20.421	57.817	2:18.238	56.77	3.196	16:01:27.755
4 -	1:21.386	56.893	2:18.279	56.75	3.237	16:03:46.034
5 -	1:19.585	55.768	2:15.353 (2)	57.98	0.311	16:06:01.387
6 -	1:18.954	56.088	2:15.042 (1)	58.11		16:08:16.429
7 -	1:21.043	57.133	2:18.176	56.79	3.134	16:10:34.605

P10 12 J		Cameron CARR		NINJA 300 - Fairburn Heating Solutions		
IDEAL LAP TIME : 2:34.517		BEST LAP TIME : 2:34.517		DIFFERENCE : 0.000		
LAP	SECTOR 1	SECTOR 2	LAP TIME	MPH	DIFF	TIME OF DAY
1 -		1:06.981	2:52.062	45.61	17.545	15:57:17.736
2 -	1:36.543	1:06.867	2:43.410	48.02	8.893	16:00:01.146
3 -	1:35.468	1:04.059	2:39.527	49.19	5.010	16:02:40.673
4 -	1:33.960	1:02.806	2:36.766 (3)	50.06	2.249	16:05:17.439
5 -	1:32.734	1:02.555	2:35.289 (2)	50.53	0.772	16:07:52.728
6 -	1:32.609	1:01.908	2:34.517 (1)	50.79		16:10:27.245

P11 77 J		Joe WHITE		NINJA 300 - Just In Graphics / MZ Contracts		
IDEAL LAP TIME : 2:07.154		BEST LAP TIME : 2:07.184		DIFFERENCE : 0.030		
LAP	SECTOR 1	SECTOR 2	LAP TIME	MPH	DIFF	TIME OF DAY
1 -		55.189	2:19.169	56.39	11.985	15:56:44.843
2 -	1:12.759	54.425	2:07.184 (1)	61.70		15:58:52.027
3 -	1:14.250	54.395	2:08.645 (2)	61.00	1.461	16:01:00.672
4 -	1:15.073	54.439	2:09.512 (3)	60.59	2.328	16:03:10.184
5 -	1:15.701	55.595	2:11.296	59.77	4.112	16:05:21.480

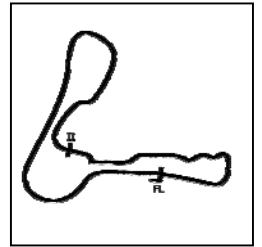
Weather / Track : Cloudy / Wet

Cadwell Park
Circuit Length = 2.1800 miles
Start: 15:54 Flag 16:08 End: 16:11

BMCRC - MRO Championships 2019 - Rnd 3 @ Cadwell Park

ACU Team Green Junior Cup & Senior 300

RACE 9 - SECTOR ANALYSIS



SECTOR 1 = FL to I1, SECTOR 2 = I1 to FL, DIFF = Difference To Personal Best Lap, P = Crossed Finish Line in Pit Lane, D = Time Disallowed

P12 99 J Ash BARNES		NINJA 300 - BARNEYRACING				
IDEAL LAP TIME : 2:04.868		BEST LAP TIME : 2:05.877		DIFFERENCE : 1.009		
LAP	SECTOR 1	SECTOR 2	LAP TIME	MPH	DIFF	TIME OF DAY
1 -		53.263	2:15.055	58.10	9.178	15:56:40.729
2 -	1:14.099	51.778	2:05.877 (1)	62.34		15:58:46.606

P13 24 S Darren STOLTON		NINJA 300 -				
IDEAL LAP TIME : 2:07.197		BEST LAP TIME : 2:07.197		DIFFERENCE : 0.000		
LAP	SECTOR 1	SECTOR 2	LAP TIME	MPH	DIFF	TIME OF DAY
1 -		55.115	2:19.380	56.30	12.183	15:56:45.054
2 -	1:12.987	54.210	2:07.197 (1)	61.70		15:58:52.251

BMCRC - MRO Championships 2019 - Rnd 3 @ Cadwell Park

ACU Team Green Junior Cup & Senior 300

RACE 9 - BEST SECTORS

SECTOR 1			SECTOR 2			IDEAL / BEST COMPARISON						
POS	NO	NAME	TIME	NO	NAME	TIME	POS	NO	NAME	IDEAL	BEST	DIFF
									PERFECT LAP	1:58.223		
1	14	DAVIES	1:09.724	14	DAVIES	48.499	1	14	DAVIES	1:58.223	1:58.626	0.403
2	28	HOARE	1:11.241	28	HOARE	49.364	2	28	HOARE	2:00.605	2:00.731	0.126
3	22	SMYTH	1:11.880	22	SMYTH	50.165	3	22	SMYTH	2:02.045	2:02.727	0.682
4	38	COUCHMAN	1:12.308	36	JOHNSON	50.496	4	36	JOHNSON	2:03.936	2:04.185	0.249
5	77	WHITE	1:12.759	99	BARNES	51.778	5	38	COUCHMAN	2:04.299	2:04.576	0.277
6	24	STOLTON	1:12.987	38	COUCHMAN	51.991	6	99	BARNES	2:04.868	2:05.877	1.009
7	99	BARNES	1:13.090	24	STOLTON	54.210	7	77	WHITE	2:07.154	2:07.184	0.030
8	36	JOHNSON	1:13.440	77	WHITE	54.395	8	24	STOLTON	2:07.197	2:07.197	0.000
9	48	SABBARTON	1:16.587	48	SABBARTON	54.467	9	48	SABBARTON	2:11.054	2:11.065	0.011
10	170	MARCUZZO	1:17.592	170	MARCUZZO	55.456	10	170	MARCUZZO	2:13.048	2:13.756	0.708
11	122	WILSON	1:18.954	122	WILSON	55.768	11	122	WILSON	2:14.722	2:15.042	0.320
12	12	CARR	1:32.609	12	CARR	1:01.908	12	12	CARR	2:34.517	2:34.517	0.000
13							13	44	DUFTON		2:04.222	
14												
15												
16												

Weather / Track : Cloudy / Wet

Results can be found at www.tsl-timing.com

Cadwell Park
Circuit Length = 2.1800 miles
Start: 15:54 Flag 16:08 End: 16:11

Printed - 16:14 Saturday, 27 April 2019

BMCRC - MRO Championships 2019 - Rnd 3 @ Cadwell Park

ACU Team Green Junior Cup & Senior 300

RACE 17 - GRID (5 Laps)



ROW 7	19	16	Harry COOPER	1		1							
ROW 6		16	70	Sean HALL	17	88	David COURT	18	15	Ruari BURNETT			
ROW 5	13	12	Cameron CARR	2:34.517	14	65	Konrad BREESE	15	3	Lewis JONES			
ROW 4		10	48	Kevin SABBARTON	2:11.065	11	170	Charlotte MARCUZZO	2:13.756	12	122	Paul WILSON	2:15.042
ROW 3	7	99	Ash BARNES	2:05.877	8	77	Joe WHITE	2:07.184	9	24	Darren STOLTON	2:07.197	
ROW 2		4	36	Christopher JOHNSON	2:04.185	5	44	Elliott DUFTON	2:04.222	6	38	Bob COUCHMAN	2:04.576
ROW 1	1	14	Tony DAVIES	1:58.626	2	28	Kelvin HOARE	2:00.731	3	22	Samuel SMYTH	2:02.727	
			Pole										

Cadwell Park
Circuit Length = 2.1800 miles

These results are provisional until the conclusion of any judicial and technical matters.

Clerk Of Course :		Timekeeper :
-------------------	--	--------------

Results can be found at www.tsl-timing.com

Printed - 16:16 Saturday, 27 April 2019



BMCRC - MRO Championships 2019 - Rnd 3 @ Cadwell Park

ACU Team Green Junior Cup & Senior 300

RACE 17 - CLASSIFICATION



POS	NO	CL	PIC NAME	ENTRY	LAPS	TIME	GAP	DIFF	MPH	BEST	ON
1	22	S	1 Samuel SMYTH	NINJA 300 -	5	10:14.790			63.82	1:58.998	4
2	44	J	1 Elliott DUFTON	NINJA 300 -	5	10:34.429	19.639	19.639	61.85	2:03.919	2
3	36	J	2 Christopher JOHNSON	NINJA 300 -	5	10:45.972	31.182	11.543	60.74	2:06.601	2
4	65	S	2 Konrad BREESE	NINJA 300 - STIHL Racing	5	10:57.921	43.131	11.949	59.64	2:08.895	5
5	48	S	3 Kevin SABBARTON	NINJA 300 - Karen Castle Opticians	5	11:14.434	59.644	16.513	58.18	2:11.294	5
6	99	J	3 Ash BARNES	NINJA 300 - BARNEYRACING	5	11:26.959	1:12.169	12.525	57.12	2:13.849	2
7	3	J	4 Lewis JONES	NINJA 300 - 151 s	5	12:02.383	1:47.593	35.424	54.32	2:17.678	5
8	88	S	4 David COURT	NINJA 300 -	5	12:02.859	1:48.069	0.476	54.28	2:17.927	5
9	170	J	5 Charlotte MARCUZZO	NINJA 300 -	5	12:03.277	1:48.487	0.418	54.25	2:18.097	5
10	77	J	6 Joe WHITE	NINJA 300 - Just In Graphics / MZ Contracts	5	12:13.511	1:58.721	10.234	53.49	2:22.059	5
11	15	J	7 Ruari BURNETT	NINJA 300 -	5	12:13.599	1:58.809	0.088	53.49	2:22.635	4
12	12	J	8 Cameron CARR	NINJA 300 - Fairburn Heating Solutions	4	10:11.952	1 Lap	1 Lap	51.29	2:29.508	2

NOT CLASSIFIED

DNF	28	S	Kelvin HOARE	NINJA 300 - Southern and Country Roofing Ltd	3	6:15.401	2 Laps	1 Lap	62.71	2:00.790	3
DNF	24	S	Darren STOLTON	NINJA 300 -	1	2:20.091	4 Laps	2 Laps	56.02		
DNF	14	S	Tony DAVIES	NINJA 300 - 3D Racing	0						
DNF	38	S	Bob COUCHMAN	NINJA 300 - Pinky Janey	0						

FASTEST LAP

	22	S	Samuel SMYTH	NINJA 300 -	4	1:58.998			65.95 mph	106.13 kph	
	44	J	Elliott DUFTON	NINJA 300 -	2	2:03.919			63.33 mph	101.92 kph	

Class S - 92.5% of Race Speed = 59.03 mph

Class J - 92.5% of Race Speed = 57.21 mph

Cadwell Park
Circuit Length = 2.1800 miles
Start: 09:49 Flag 09:59 End: 10:02

Weather / Track : Showers / Wet

These results are provisional until the conclusion of any judicial and technical matters.

Clerk Of Course :	Timekeeper :
-------------------	--------------

Results can be found at www.tsl-timing.com

Printed - 10:05 Sunday, 28 April 2019



BMCRC - MRO Championships 2019 - Rnd 3 @ Cadwell Park

ACU Team Green Junior Cup & Senior 300

RACE 17 - LAP CHART

LAP 1 @ 09:51:33.699

NO	BEHIND	LAP TIME
22		2:10.844
44	0.371	2:11.215
28	0.636	2:11.480
36	2.285	2:13.129
99	7.967	2:18.811
65	8.701	2:19.545
24	9.247	2:20.091
48	12.497	2:23.341
77	23.133	2:33.977
3	23.291	2:34.135
88	23.961	2:34.805
170	24.096	2:34.940
15	24.549	2:35.393
12	29.800	2:40.644

12 1:57.149 2:31.189

LAP 5 @ 09:59:37.645

NO	BEHIND	LAP TIME
22		1:59.987
44	19.639	2:07.352
36	31.182	2:08.701
65	43.131	2:08.895
48	59.644	2:11.294
99	1:12.169	2:19.155
3	1:47.593	2:17.678
88	1:48.069	2:17.927
170	1:48.487	2:18.097
77	1:58.721	2:22.059
15	1:58.809	2:23.583

LAP 2 @ 09:53:37.299

NO	BEHIND	LAP TIME
22		2:03.600
28	0.167	2:03.131
44	0.690	2:03.919
36	5.286	2:06.601
65	14.585	2:09.484
99	18.216	2:13.849
48	24.018	2:15.121
3	43.791	2:24.100
88	44.446	2:24.085
170	46.550	2:26.054
77	46.777	2:27.244
15	47.231	2:26.282
12	55.708	2:29.508

LAP 3 @ 09:55:38.256

NO	BEHIND	LAP TIME
28		2:00.790
22	0.404	2:01.361
44	5.586	2:05.853
36	12.986	2:08.657
65	23.226	2:09.598
99	34.072	2:16.813
48	35.605	2:12.544
3	1:06.629	2:23.795
88	1:07.006	2:23.517
170	1:07.305	2:21.712
15	1:11.980	2:25.706
77	1:12.064	2:26.244
12	1:25.362	2:30.611

LAP 4 @ 09:57:37.658

NO	BEHIND	LAP TIME
22		1:58.998
44	12.274	2:06.090
36	22.468	2:08.884
65	34.223	2:10.399
48	48.337	2:12.134
99	53.001	2:18.331
3	1:29.902	2:22.675
88	1:30.129	2:22.525
170	1:30.377	2:22.474
15	1:35.213	2:22.635
77	1:36.649	2:23.987

Cadwell Park

Circuit Length = 2.1800 miles

Start: 09:49 Flag 09:59 End: 10:02

Weather / Track : Showers / Wet

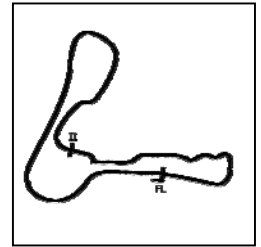
Results can be found at www.tsl-timing.com

Printed - 10:06 Sunday, 28 April 2019

BMCRC - MRO Championships 2019 - Rnd 3 @ Cadwell Park

ACU Team Green Junior Cup & Senior 300

RACE 17 - SECTOR ANALYSIS



SECTOR 1 = FL to I1, SECTOR 2 = I1 to FL, DIFF = Difference To Personal Best Lap, P = Crossed Finish Line in Pit Lane, D = Time Disallowed

P1 22 S		Samuel SMYTH		NINJA 300 -		
IDEAL LAP TIME : 1:58.998		BEST LAP TIME : 1:58.998		DIFFERENCE : 0.000		
LAP	SECTOR 1	SECTOR 2	LAP TIME	MPH	DIFF	TIME OF DAY
1 -		51.616	2:10.844	59.98	11.846	09:51:33.699
2 -	1:12.610	50.990	2:03.600	63.49	4.602	09:53:37.299
3 -	1:11.000	50.361	2:01.361 (3)	64.66	2.363	09:55:38.660
4 -	1:09.750	49.248	1:58.998 (1)	65.95		09:57:37.658
5 -	1:10.592	49.395	1:59.987 (2)	65.40	0.989	09:59:37.645

P2 44 J		Elliott DUFTON		NINJA 300 -		
IDEAL LAP TIME : 2:03.919		BEST LAP TIME : 2:03.919		DIFFERENCE : 0.000		
LAP	SECTOR 1	SECTOR 2	LAP TIME	MPH	DIFF	TIME OF DAY
1 -		51.674	2:11.215	59.81	7.296	09:51:34.070
2 -	1:12.726	51.193	2:03.919 (1)	63.33		09:53:37.989
3 -	1:14.038	51.815	2:05.853 (2)	62.35	1.934	09:55:43.842
4 -	1:14.131	51.959	2:06.090 (3)	62.24	2.171	09:57:49.932
5 -	1:14.775	52.577	2:07.352	61.62	3.433	09:59:57.284

P3 36 J		Christopher JOHNSON		NINJA 300 -		
IDEAL LAP TIME : 2:06.035		BEST LAP TIME : 2:06.601		DIFFERENCE : 0.566		
LAP	SECTOR 1	SECTOR 2	LAP TIME	MPH	DIFF	TIME OF DAY
1 -		51.771	2:13.129	58.95	6.528	09:51:35.984
2 -	1:14.264	52.337	2:06.601 (1)	61.99		09:53:42.585
3 -	1:15.350	53.307	2:08.657 (2)	60.99	2.056	09:55:51.242
4 -	1:15.757	53.127	2:08.884	60.89	2.283	09:58:00.126
5 -	1:16.067	52.634	2:08.701 (3)	60.97	2.100	10:00:08.827

P4 65 S		Konrad BREESE		NINJA 300 - STIHL Racing		
IDEAL LAP TIME : 2:08.391		BEST LAP TIME : 2:08.895		DIFFERENCE : 0.504		
LAP	SECTOR 1	SECTOR 2	LAP TIME	MPH	DIFF	TIME OF DAY
1 -		54.928	2:19.545	56.24	10.650	09:51:42.400
2 -	1:16.172	53.312	2:09.484 (2)	60.61	0.589	09:53:51.884
3 -	1:15.709	53.889	2:09.598 (3)	60.55	0.703	09:56:01.482
4 -	1:16.069	54.330	2:10.399	60.18	1.504	09:58:11.881
5 -	1:15.079	53.816	2:08.895 (1)	60.88		10:00:20.776

P5 48 S		Kevin SABBARTON		NINJA 300 - Karen Castle Opticians		
IDEAL LAP TIME : 2:11.291		BEST LAP TIME : 2:11.294		DIFFERENCE : 0.003		
LAP	SECTOR 1	SECTOR 2	LAP TIME	MPH	DIFF	TIME OF DAY
1 -		56.410	2:23.341	54.75	12.047	09:51:46.196
2 -	1:18.284	56.837	2:15.121	58.08	3.827	09:54:01.317
3 -	1:17.127	55.417	2:12.544 (3)	59.21	1.250	09:56:13.861
4 -	1:17.196	54.938	2:12.134 (2)	59.39	0.840	09:58:25.995
5 -	1:16.353	54.941	2:11.294 (1)	59.77		10:00:37.289

P6 99 J		Ash BARNES		NINJA 300 - BARNEYRACING		
IDEAL LAP TIME : 2:12.077		BEST LAP TIME : 2:13.849		DIFFERENCE : 1.772		
LAP	SECTOR 1	SECTOR 2	LAP TIME	MPH	DIFF	TIME OF DAY
1 -		54.774	2:18.811	56.53	4.962	09:51:41.666
2 -	1:17.303	56.546	2:13.849 (1)	58.63		09:53:55.515
3 -	1:19.053	57.760	2:16.813 (2)	57.36	2.964	09:56:12.328
4 -	1:20.496	57.835	2:18.331 (3)	56.73	4.482	09:58:30.659
5 -	1:20.397	58.758	2:19.155	56.39	5.306	10:00:49.814

P7 3 J		Lewis JONES		NINJA 300 - 151 s		
IDEAL LAP TIME : 2:17.678		BEST LAP TIME : 2:17.678		DIFFERENCE : 0.000		
LAP	SECTOR 1	SECTOR 2	LAP TIME	MPH	DIFF	TIME OF DAY

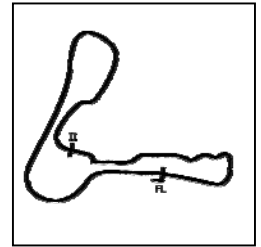
Weather / Track : Showers / Wet

Cadwell Park
Circuit Length = 2.1800 miles
Start: 09:49 Flag 09:59 End: 10:02

BMCRC - MRO Championships 2019 - Rnd 3 @ Cadwell Park

ACU Team Green Junior Cup & Senior 300

RACE 17 - SECTOR ANALYSIS



SECTOR 1 = FL to I1, SECTOR 2 = I1 to FL, DIFF = Difference To Personal Best Lap, P = Crossed Finish Line in Pit Lane, D = Time Disallowed

1 -		1:01.933	2:34.135	50.91	16.457	09:51:56.990
2 -	1:22.163	1:01.937	2:24.100	54.46	6.422	09:54:21.090
3 -	1:23.359	1:00.436	2:23.795 (3)	54.57	6.117	09:56:44.885
4 -	1:22.022	1:00.653	2:22.675 (2)	55.00	4.997	09:59:07.560
5 -	1:19.260	58.418	2:17.678 (1)	57.00		10:01:25.238

P8 88 S David COURT			NINJA 300 -			
IDEAL LAP TIME : 2:17.927		BEST LAP TIME : 2:17.927		DIFFERENCE : 0.000		
LAP	SECTOR 1	SECTOR 2	LAP TIME	MPH	DIFF	TIME OF DAY
1 -		1:01.977	2:34.805	50.69	16.878	09:51:57.660
2 -	1:22.506	1:01.579	2:24.085	54.46	6.158	09:54:21.745
3 -	1:23.278	1:00.239	2:23.517 (3)	54.68	5.590	09:56:45.262
4 -	1:22.084	1:00.441	2:22.525 (2)	55.06	4.598	09:59:07.787
5 -	1:19.667	58.260	2:17.927 (1)	56.90		10:01:25.714

P9 170 J Charlotte MARCUZZO			NINJA 300 -			
IDEAL LAP TIME : 2:18.097		BEST LAP TIME : 2:18.097		DIFFERENCE : 0.000		
LAP	SECTOR 1	SECTOR 2	LAP TIME	MPH	DIFF	TIME OF DAY
1 -		1:01.281	2:34.940	50.65	16.843	09:51:57.795
2 -	1:23.798	1:02.256	2:26.054	53.73	7.957	09:54:23.849
3 -	1:22.645	59.067	2:21.712 (2)	55.38	3.615	09:56:45.561
4 -	1:22.516	59.958	2:22.474 (3)	55.08	4.377	09:59:08.035
5 -	1:20.630	57.467	2:18.097 (1)	56.83		10:01:26.132

P10 77 J Joe WHITE			NINJA 300 - Just In Graphics / MZ Contracts			
IDEAL LAP TIME : 2:20.870		BEST LAP TIME : 2:22.059		DIFFERENCE : 1.189		
LAP	SECTOR 1	SECTOR 2	LAP TIME	MPH	DIFF	TIME OF DAY
1 -		1:02.466	2:33.977	50.96	11.918	09:51:56.832
2 -	1:24.229	1:03.015	2:27.244	53.29	5.185	09:54:24.076
3 -	1:24.984	1:01.260	2:26.244 (3)	53.66	4.185	09:56:50.320
4 -	1:23.915	1:00.072	2:23.987 (2)	54.50	1.928	09:59:14.307
5 -	1:20.798	1:01.261	2:22.059 (1)	55.24		10:01:36.366

P11 15 J Ruari BURNETT			NINJA 300 -			
IDEAL LAP TIME : 2:21.903		BEST LAP TIME : 2:22.635		DIFFERENCE : 0.732		
LAP	SECTOR 1	SECTOR 2	LAP TIME	MPH	DIFF	TIME OF DAY
1 -		59.683	2:35.393	50.50	12.758	09:51:58.248
2 -	1:24.507	1:01.775	2:26.282	53.65	3.647	09:54:24.530
3 -	1:26.056	59.650	2:25.706 (3)	53.86	3.071	09:56:50.236
4 -	1:23.541	59.094	2:22.635 (1)	55.02		09:59:12.871
5 -	1:22.809	1:00.774	2:23.583 (2)	54.65	0.948	10:01:36.454

P12 12 J Cameron CARR			NINJA 300 - Fairburn Heating Solutions			
IDEAL LAP TIME :		BEST LAP TIME : 2:29.508		DIFFERENCE :		
LAP	SECTOR 1	SECTOR 2	LAP TIME	MPH	DIFF	TIME OF DAY
1 -			2:40.644	48.85	11.136	09:52:03.499
2 -			2:29.508 (1)	52.49		09:54:33.007
3 -			2:30.611 (2)	52.10	1.103	09:57:03.618
4 -			2:31.189 (3)	51.90	1.681	09:59:34.807

P13 28 S Kelvin HOARE			NINJA 300 - Southern and Country Roofing Ltd			
IDEAL LAP TIME : 2:00.099		BEST LAP TIME : 2:00.790		DIFFERENCE : 0.691		
LAP	SECTOR 1	SECTOR 2	LAP TIME	MPH	DIFF	TIME OF DAY
1 -		51.253	2:11.480	59.69	10.690	09:51:34.335
2 -	1:12.437	50.694	2:03.131 (2)	63.73	2.341	09:53:37.466
3 -	1:11.014	49.776	2:00.790 (1)	64.97		09:55:38.256

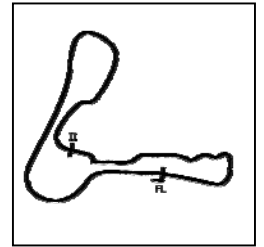
Weather / Track : Showers / Wet

Cadwell Park
Circuit Length = 2.1800 miles
Start: 09:49 Flag 09:59 End: 10:02

BMCRC - MRO Championships 2019 - Rnd 3 @ Cadwell Park

ACU Team Green Junior Cup & Senior 300

RACE 17 - SECTOR ANALYSIS



SECTOR 1 = FL to I1, SECTOR 2 = I1 to FL, DIFF = Difference To Personal Best Lap, P = Crossed Finish Line in Pit Lane, D = Time Disallowed

P14	24 S	Darren STOLTON	NINJA 300 -			
IDEAL LAP TIME : 2:10.720		BEST LAP TIME :	DIFFERENCE :			
LAP	SECTOR 1	SECTOR 2	LAP TIME	MPH	DIFF	TIME OF DAY
1 -		54.458	2:20.091	56.02		09:51:42.946

BMCRC - MRO Championships 2019 - Rnd 3 @ Cadwell Park

ACU Team Green Junior Cup & Senior 300

RACE 17 - BEST SECTORS

SECTOR 1			SECTOR 2			IDEAL / BEST COMPARISON						
POS	NO	NAME	TIME	NO	NAME	TIME	POS	NO	NAME	IDEAL	BEST	DIFF
									PERFECT LAP	1:58.998		
1	22	SMYTH	1:09.750	22	SMYTH	49.248	1	22	SMYTH	1:58.998	1:58.998	0.000
2	28	HOARE	1:10.323	28	HOARE	49.776	2	28	HOARE	2:00.099	2:00.790	0.691
3	44	DUFTON	1:12.726	44	DUFTON	51.193	3	44	DUFTON	2:03.919	2:03.919	0.000
4	36	JOHNSON	1:14.264	36	JOHNSON	51.771	4	36	JOHNSON	2:06.035	2:06.601	0.566
5	65	BREESE	1:15.079	65	BREESE	53.312	5	65	BREESE	2:08.391	2:08.895	0.504
6	24	STOLTON	1:16.262	24	STOLTON	54.458	6	24	STOLTON	2:10.720		
7	48	SABBARTON	1:16.353	99	BARNES	54.774	7	48	SABBARTON	2:11.291	2:11.294	0.003
8	99	BARNES	1:17.303	48	SABBARTON	54.938	8	99	BARNES	2:12.077	2:13.849	1.772
9	3	JONES	1:19.260	170	MARCUZZO	57.467	9	3	JONES	2:17.678	2:17.678	0.000
10	88	COURT	1:19.667	88	COURT	58.260	10	88	COURT	2:17.927	2:17.927	0.000
11	170	MARCUZZO	1:20.630	3	JONES	58.418	11	170	MARCUZZO	2:18.097	2:18.097	0.000
12	77	WHITE	1:20.798	15	BURNETT	59.094	12	77	WHITE	2:20.870	2:22.059	1.189
13	15	BURNETT	1:22.809	77	WHITE	1:00.072	13	15	BURNETT	2:21.903	2:22.635	0.732
14							14	12	CARR		2:29.508	
15												
16												

Weather / Track : Showers / Wet

Results can be found at www.tsl-timing.com

Cadwell Park
Circuit Length = 2.1800 miles
Start: 09:49 Flag 09:59 End: 10:02

Printed - 10:06 Sunday, 28 April 2019

BMCRC - MRO Championships 2019 - Rnd 3 @ Cadwell Park

ACU Team Green Junior Cup & Senior 300

RACE 9 - GRID (9 Laps)



ROW 7	19	16	Harry COOPER	1		1								
ROW 6		16	38	Bob COUCHMAN	17	122	Paul WILSON	18	70	Sean HALL				
ROW 5	13	2:29.508	12	Cameron CARR	14	24	Darren STOLTON	15	14	Tony DAVIES				
ROW 4			10	2:18.097	170	Charlotte MARCUZZO	11	2:22.059	77	Joe WHITE	12	2:22.635	15	Ruari BURNETT
ROW 3	7	2:13.849	99	Ash BARNES	8	2:17.678	3	Lewis JONES	9	2:17.927	88	David COURT		
ROW 2			4	2:06.601	36	Christopher JOHNSON	5	2:08.895	65	Konrad BREESE	6	2:11.294	48	Kevin SABBARTON
ROW 1	1	1:58.998	22	Samuel SMYTH	2	2:00.790	28	Kelvin HOARE	3	2:03.919	44	Elliott DUFTON		
				Pole										

Cadwell Park
Circuit Length = 2.1800 miles

These results are provisional until the conclusion of any judicial and technical matters.

Clerk Of Course :		Timekeeper :
-------------------	--	--------------

Results can be found at www.tsl-timing.com

Printed - 10:10 Sunday, 28 April 2019



BMCRC - MRO Championships 2019 - Rnd 3 @ Cadwell Park

ACU Team Green Junior Cup & Senior 300

RACE 9 - CLASSIFICATION



POS	NO	CL	PIC NAME	ENTRY	LAPS	TIME	GAP	DIFF	MPH	BEST	ON
1	14	S	1 Tony DAVIES	NINJA 300 - 3D Racing	9	16:43.051			70.41	1:49.444	7
2	22	S	2 Samuel SMYTH	NINJA 300 -	9	16:44.264	1.213	1.213	70.33	1:49.162	9
3	28	S	3 Kelvin HOARE	NINJA 300 - Southern and Country Roofing Ltd	9	16:52.202	9.151	7.938	69.78	1:49.859	6
4	65	S	4 Konrad BREESE	NINJA 300 - STIHL Racing	9	17:08.193	25.142	15.991	68.69	1:51.344	7
5	36	J	1 Christopher JOHNSON	NINJA 300 -	9	17:08.324	25.273	0.131	68.68	1:51.484	9
6	99	J	2 Ash BARNES	NINJA 300 - BARNEYRACING	9	17:08.394	25.343	0.070	68.68	1:51.176	7
7	24	S	5 Darren STOLTON	NINJA 300 -	8	15:47.303	1 Lap	1 Lap	66.27	1:55.654	5
8	88	S	6 David COURT	NINJA 300 -	8	15:49.444	1 Lap	2.141	66.12	1:56.345	3
9	48	S	7 Kevin SABBARTON	NINJA 300 - Karen Castle Opticians	8	16:04.025	1 Lap	14.581	65.12	1:57.331	7
10	170	J	3 Charlotte MARCUZZO	NINJA 300 -	8	16:36.268	1 Lap	32.243	63.01	2:01.817	7
11	77	J	4 Joe WHITE	NINJA 300 - Just In Graphics / MZ Contracts	7	15:22.418	2 Laps	1 Lap	59.55	2:09.196	7
12	15	J	5 Ruari BURNETT	NINJA 300 -	7	15:23.428	2 Laps	1.010	59.49	2:09.544	6
13	12	J	6 Cameron CARR	NINJA 300 - Fairburn Heating Solutions	7	16:23.291	2 Laps	59.863	55.86	2:17.262	6

NOT CLASSIFIED

DNF	38	S	Bob COUCHMAN	NINJA 300 - Pinky Janey	8	15:31.525	1 Lap	0.000	67.39	1:54.291	2
DNF	3	J	Lewis JONES	NINJA 300 - 151 s	7	13:13.066	2 Laps	1 Lap	69.27	1:51.200	3
DNF	44	J	Elliott DUFTON	NINJA 300 -	7	13:13.389	2 Laps	0.323	69.24	1:51.473	7

FASTEST LAP

	22	S	Samuel SMYTH	NINJA 300 -	9	1:49.162			71.89 mph	115.70 kph	
	99	J	Ash BARNES	NINJA 300 - BARNEYRACING	7	1:51.176			70.59 mph	113.60 kph	

Class S - 92.5% of Race Speed = 65.12 mph

Class J - 92.5% of Race Speed = 63.52 mph

Cadwell Park
Circuit Length = 2.1800 miles
Start: 13:58 Flag 14:14 End: 14:16

Weather / Track : Cloudy / Damp

These results are provisional until the conclusion of any judicial and technical matters.

Clerk Of Course :	Timekeeper :
-------------------	--------------

Results can be found at www.tsl-timing.com

Printed - 14:23 Sunday, 28 April 2019



BMCRC - MRO Championships 2019 - Rnd 3 @ Cadwell Park

ACU Team Green Junior Cup & Senior 300

RACE 9 - LAP CHART

LAP 1 @ 14:00:55.383

NO	BEHIND	LAP TIME
22		1:59.013
44	2.291	2:01.304
28	2.598	2:01.611
65	3.594	2:02.607
14	3.649	2:02.662
3	4.477	2:03.490
36	4.698	2:03.711
38	6.425	2:05.438
48	9.021	2:08.034
99	9.073	2:08.086
24	9.532	2:08.545
88	9.728	2:08.741
170	18.925	2:17.938
77	20.289	2:19.302
15	20.824	2:19.837
12	29.774	2:28.787

LAP 2 @ 14:02:47.090

NO	BEHIND	LAP TIME
22		1:51.707
28	2.349	1:51.458
44	2.974	1:52.390
14	3.376	1:51.434
3	4.834	1:52.064
36	6.432	1:53.441
65	6.503	1:54.616
38	9.009	1:54.291
99	11.758	1:54.392
88	14.664	1:56.643
24	14.937	1:57.112
48	24.479	2:07.165
170	30.137	2:02.919
77	40.717	2:12.135
15	40.795	2:11.678
12	58.898	2:20.831

LAP 3 @ 14:04:38.560

NO	BEHIND	LAP TIME
22		1:51.470
28	1.878	1:50.999
14	2.222	1:50.316
44	4.357	1:52.853
3	4.564	1:51.200
36	8.369	1:53.407
65	9.426	1:54.393
38	13.614	1:56.075
99	13.836	1:53.548
88	19.539	1:56.345
24	20.061	1:56.594
48	32.398	1:59.389
170	42.885	2:04.218
77	1:01.042	2:11.795
15	1:01.318	2:11.993
12	1:28.426	2:20.998

LAP 4 @ 14:06:29.070

NO	BEHIND	LAP TIME
22		1:50.510
14	1.765	1:50.053
28	2.784	1:51.416

3	5.605	1:51.551
44	5.661	1:51.814
36	12.020	1:54.161
65	13.100	1:54.184
38	17.399	1:54.295
99	17.668	1:54.342
88	25.564	1:56.535
24	25.707	1:56.156
48	40.227	1:58.339
170	55.096	2:02.721
77	1:20.860	2:10.328
15	1:21.187	2:10.379

LAP 5 @ 14:08:20.734

NO	BEHIND	LAP TIME
22		1:51.664
14	0.620	1:50.519
28	1.294	1:50.174
12	1 Lap	2:18.343
3	5.329	1:51.388
44	5.783	1:51.786
65	13.961	1:52.525
36	14.012	1:53.656
99	18.148	1:52.144
38	20.421	1:54.686
24	29.697	1:55.654
88	31.656	1:57.756
48	46.319	1:57.756
170	1:05.287	2:01.855
77	1:39.587	2:10.391
15	1:39.832	2:10.309

LAP 6 @ 14:10:10.562

NO	BEHIND	LAP TIME
22		1:49.828
14	0.316	1:49.524
28	1.325	1:49.859
3	6.715	1:51.214
44	7.724	1:51.769
65	16.833	1:52.700
36	18.014	1:53.830
99	19.557	1:51.237
38	26.247	1:55.654
12	1 Lap	2:18.100
24	37.473	1:57.604
88	40.250	1:58.422
48	54.028	1:57.537
170	1:17.379	2:01.920

LAP 7 @ 14:12:00.322

NO	BEHIND	LAP TIME
14		1:49.444
22	1.658	1:51.418
28	3.454	1:51.889
3	9.114	1:52.159
77	1 Lap	2:09.271
44	9.437	1:51.473
15	1 Lap	2:09.544
65	18.417	1:51.344
36	20.427	1:52.173
99	20.973	1:51.176
38	31.307	1:54.820
24	45.647	1:57.934

88	48.007	1:57.517
12	1 Lap	2:17.262
48	1:01.599	1:57.331
170	1:29.436	2:01.817

LAP 8 @ 14:13:49.821

NO	BEHIND	LAP TIME
14		1:49.499
22	1.651	1:49.492
28	4.960	1:51.005
65	22.479	1:53.561
99	23.040	1:51.566
36	23.389	1:52.461
77	1 Lap	2:09.196
15	1 Lap	2:09.688
38	38.074	1:56.266
24	53.852	1:57.704
88	55.993	1:57.485
48	1:10.574	1:58.474
12	1 Lap	2:18.970
170	1:42.817	2:02.880

LAP 9 @ 14:15:39.421

NO	BEHIND	LAP TIME
14		1:49.600
22	1.213	1:49.162
28	9.151	1:53.791
65	25.142	1:52.263
36	25.273	1:51.484
99	25.343	1:51.903

Weather / Track : Cloudy / Damp

Results can be found at www.tsl-timing.com

Cadwell Park

Circuit Length = 2.1800 miles

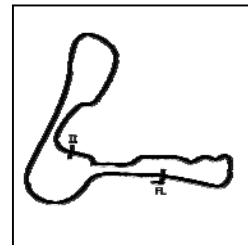
Start: 13:58 Flag 14:14 End: 14:16

Printed - 14:27 Sunday, 28 April 2019

BMCRC - MRO Championships 2019 - Rnd 3 @ Cadwell Park

ACU Team Green Junior Cup & Senior 300

RACE 9 - SECTOR ANALYSIS



SECTOR 1 = FL to I1, SECTOR 2 = I1 to FL, DIFF = Difference To Personal Best Lap, P = Crossed Finish Line in Pit Lane, D = Time Disallowed

P1 14 S		Tony DAVIES		NINJA 300 - 3D Racing			
IDEAL LAP TIME : 1:49.105		BEST LAP TIME : 1:49.444		DIFFERENCE : 0.339			
LAP	SECTOR 1	SECTOR 2	LAP TIME	MPH	DIFF	TIME OF DAY	
1 -		47.484	2:02.662	63.98	13.218	14:00:59.032	
2 -	1:05.373	46.061	1:51.434	70.42	1.990	14:02:50.466	
3 -	1:04.495	45.821	1:50.316	71.14	0.872	14:04:40.782	
4 -	1:04.687	45.366	1:50.053	71.31	0.609	14:06:30.835	
5 -	1:04.493	46.026	1:50.519	71.01	1.075	14:08:21.354	
6 -	1:04.019	45.505	1:49.524 (3)	71.65	0.080	14:10:10.878	
7 -	1:04.186	45.258	1:49.444 (1)	71.70		14:12:00.322	
8 -	1:04.151	45.348	1:49.499 (2)	71.67	0.055	14:13:49.821	
9 -	1:04.514	45.086	1:49.600	71.60	0.156	14:15:39.421	

P2 22 S		Samuel SMYTH		NINJA 300 -			
IDEAL LAP TIME : 1:49.162		BEST LAP TIME : 1:49.162		DIFFERENCE : 0.000			
LAP	SECTOR 1	SECTOR 2	LAP TIME	MPH	DIFF	TIME OF DAY	
1 -		46.308	1:59.013	65.94	9.851	14:00:55.383	
2 -	1:05.283	46.424	1:51.707	70.25	2.545	14:02:47.090	
3 -	1:04.885	46.585	1:51.470	70.40	2.308	14:04:38.560	
4 -	1:04.699	45.811	1:50.510	71.01	1.348	14:06:29.070	
5 -	1:04.879	46.785	1:51.664	70.28	2.502	14:08:20.734	
6 -	1:04.243	45.585	1:49.828 (3)	71.45	0.666	14:10:10.562	
7 -	1:04.900	46.518	1:51.418	70.43	2.256	14:12:01.980	
8 -	1:04.261	45.231	1:49.492 (2)	71.67	0.330	14:13:51.472	
9 -	1:04.181	44.981	1:49.162 (1)	71.89		14:15:40.634	

P3 28 S		Kelvin HOARE		NINJA 300 - Southern and Country Roofing Ltd			
IDEAL LAP TIME : 1:49.859		BEST LAP TIME : 1:49.859		DIFFERENCE : 0.000			
LAP	SECTOR 1	SECTOR 2	LAP TIME	MPH	DIFF	TIME OF DAY	
1 -		47.170	2:01.611	64.53	11.752	14:00:57.981	
2 -	1:05.548	45.910	1:51.458	70.41	1.599	14:02:49.439	
3 -	1:05.097	45.902	1:50.999 (3)	70.70	1.140	14:04:40.438	
4 -	1:05.416	46.000	1:51.416	70.43	1.557	14:06:31.854	
5 -	1:04.692	45.482	1:50.174 (2)	71.23	0.315	14:08:22.028	
6 -	1:04.671	45.188	1:49.859 (1)	71.43		14:10:11.887	
7 -	1:05.019	46.870	1:51.889	70.14	2.030	14:12:03.776	
8 -	1:05.024	45.981	1:51.005	70.70	1.146	14:13:54.781	
9 -	1:06.439	47.352	1:53.791	68.96	3.932	14:15:48.572	

P4 65 S		Konrad BREESE		NINJA 300 - STIHL Racing			
IDEAL LAP TIME : 1:51.344		BEST LAP TIME : 1:51.344		DIFFERENCE : 0.000			
LAP	SECTOR 1	SECTOR 2	LAP TIME	MPH	DIFF	TIME OF DAY	
1 -		47.985	2:02.607	64.00	11.263	14:00:58.977	
2 -	1:06.614	48.002	1:54.616	68.47	3.272	14:02:53.593	
3 -	1:06.846	47.547	1:54.393	68.60	3.049	14:04:47.986	
4 -	1:06.184	48.000	1:54.184	68.73	2.840	14:06:42.170	
5 -	1:05.536	46.989	1:52.525 (3)	69.74	1.181	14:08:34.695	
6 -	1:05.854	46.846	1:52.700	69.63	1.356	14:10:27.395	
7 -	1:04.945	46.399	1:51.344 (1)	70.48		14:12:18.739	
8 -	1:05.170	48.391	1:53.561	69.10	2.217	14:14:12.300	
9 -	1:05.608	46.655	1:52.263 (2)	69.90	0.919	14:16:04.563	

P5 36 J		Christopher JOHNSON		NINJA 300 -			
IDEAL LAP TIME : 1:51.245		BEST LAP TIME : 1:51.484		DIFFERENCE : 0.239			
LAP	SECTOR 1	SECTOR 2	LAP TIME	MPH	DIFF	TIME OF DAY	
1 -		47.368	2:03.711	63.43	12.227	14:01:00.081	
2 -	1:06.644	46.797	1:53.441	69.18	1.957	14:02:53.522	
3 -	1:06.454	46.953	1:53.407	69.20	1.923	14:04:46.929	
4 -	1:06.903	47.258	1:54.161	68.74	2.677	14:06:41.090	

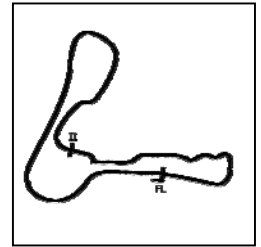
Weather / Track : Cloudy / Damp

Cadwell Park
Circuit Length = 2.1800 miles
Start: 13:58 Flag 14:14 End: 14:16

BMCRC - MRO Championships 2019 - Rnd 3 @ Cadwell Park

ACU Team Green Junior Cup & Senior 300

RACE 9 - SECTOR ANALYSIS



SECTOR 1 = FL to I1, SECTOR 2 = I1 to FL, DIFF = Difference To Personal Best Lap, P = Crossed Finish Line in Pit Lane, D = Time Disallowed

5 -	1:07.133	46.523	1:53.656	69.05	2.172	14:08:34.746
6 -	1:07.756	46.074	1:53.830	68.94	2.346	14:10:28.576
7 -	1:05.367	46.806	1:52.173 (2)	69.96	0.689	14:12:20.749
8 -	1:05.171	47.290	1:52.461 (3)	69.78	0.977	14:14:13.210
9 -	1:05.294	46.190	1:51.484 (1)	70.39		14:16:04.694

P6	99 J	Ash BARNES	NINJA 300 - BARNEYRACING			
IDEAL LAP TIME : 1:50.391		BEST LAP TIME : 1:51.176	DIFFERENCE : 0.785			
LAP	SECTOR 1	SECTOR 2	LAP TIME	MPH	DIFF	TIME OF DAY

1 -		50.467	2:08.086	61.27	16.910	14:01:04.456
2 -	1:07.011	47.381	1:54.392	68.60	3.216	14:02:58.848
3 -	1:06.468	47.080	1:53.548	69.11	2.372	14:04:52.396
4 -	1:06.903	47.439	1:54.342	68.63	3.166	14:06:46.738
5 -	1:05.841	46.303	1:52.144	69.98	0.968	14:08:38.882
6 -	1:05.525	45.712	1:51.237 (2)	70.55	0.061	14:10:30.119
7 -	1:04.679	46.497	1:51.176 (1)	70.59		14:12:21.295
8 -	1:04.785	46.781	1:51.566 (3)	70.34	0.390	14:14:12.861
9 -	1:05.065	46.838	1:51.903	70.13	0.727	14:16:04.764

P7	24 S	Darren STOLTON	NINJA 300 -			
IDEAL LAP TIME : 1:55.203		BEST LAP TIME : 1:55.654	DIFFERENCE : 0.451			
LAP	SECTOR 1	SECTOR 2	LAP TIME	MPH	DIFF	TIME OF DAY

1 -		50.571	2:08.545	61.05	12.891	14:01:04.915
2 -	1:08.850	48.262	1:57.112	67.01	1.458	14:03:02.027
3 -	1:07.498	49.096	1:56.594 (3)	67.31	0.940	14:04:58.621
4 -	1:07.286	48.870	1:56.156 (2)	67.56	0.502	14:06:54.777
5 -	1:06.941	48.713	1:55.654 (1)	67.85		14:08:50.431
6 -	1:08.491	49.113	1:57.604	66.73	1.950	14:10:48.035
7 -	1:08.779	49.155	1:57.934	66.54	2.280	14:12:45.969
8 -	1:08.821	48.883	1:57.704	66.67	2.050	14:14:43.673

P8	88 S	David COURT	NINJA 300 -			
IDEAL LAP TIME : 1:56.182		BEST LAP TIME : 1:56.345	DIFFERENCE : 0.163			
LAP	SECTOR 1	SECTOR 2	LAP TIME	MPH	DIFF	TIME OF DAY

1 -		50.464	2:08.741	60.95	12.396	14:01:05.111
2 -	1:07.715	48.928	1:56.643 (3)	67.28	0.298	14:03:01.754
3 -	1:07.310	49.035	1:56.345 (1)	67.45		14:04:58.099
4 -	1:07.569	48.966	1:56.535 (2)	67.34	0.190	14:06:54.634
5 -	1:08.169	49.587	1:57.756	66.64	1.411	14:08:52.390
6 -	1:08.898	49.524	1:58.422	66.27	2.077	14:10:50.812
7 -	1:08.645	48.872	1:57.517	66.78	1.172	14:12:48.329
8 -	1:08.133	49.352	1:57.485	66.80	1.140	14:14:45.814

P9	48 S	Kevin SABBARTON	NINJA 300 - Karen Castle Opticians			
IDEAL LAP TIME : 1:57.246		BEST LAP TIME : 1:57.331	DIFFERENCE : 0.085			
LAP	SECTOR 1	SECTOR 2	LAP TIME	MPH	DIFF	TIME OF DAY

1 -		50.774	2:08.034	61.29	10.703	14:01:04.404
2 -	1:15.660	51.505	2:07.165	61.71	9.834	14:03:11.569
3 -	1:08.946	50.443	1:59.389	65.73	2.058	14:05:10.958
4 -	1:08.241	50.098	1:58.339	66.31	1.008	14:07:09.297
5 -	1:08.462	49.294	1:57.756 (3)	66.64	0.425	14:09:07.053
6 -	1:08.486	49.051	1:57.537 (2)	66.77	0.206	14:11:04.590
7 -	1:08.195	49.136	1:57.331 (1)	66.88		14:13:01.921
8 -	1:08.588	49.886	1:58.474	66.24	1.143	14:15:00.395

P10	170 J	Charlotte MARCUZZO	NINJA 300 -			
IDEAL LAP TIME : 2:01.541		BEST LAP TIME : 2:01.817	DIFFERENCE : 0.276			
LAP	SECTOR 1	SECTOR 2	LAP TIME	MPH	DIFF	TIME OF DAY

1 -		53.373	2:17.938	56.89	16.121	14:01:14.308
-----	--	--------	----------	-------	--------	--------------

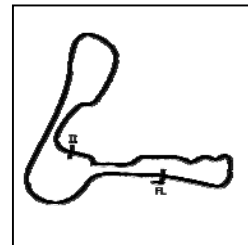
Weather / Track : Cloudy / Damp

Cadwell Park
Circuit Length = 2.1800 miles
Start: 13:58 Flag 14:14 End: 14:16

BMCRC - MRO Championships 2019 - Rnd 3 @ Cadwell Park

ACU Team Green Junior Cup & Senior 300

RACE 9 - SECTOR ANALYSIS



SECTOR 1 = FL to I1, SECTOR 2 = I1 to FL, DIFF = Difference To Personal Best Lap, P = Crossed Finish Line in Pit Lane, D = Time Disallowed

2 -	1:11.760	51.159	2:02.919	63.84	1.102	14:03:17.227
3 -	1:12.554	51.664	2:04.218	63.17	2.401	14:05:21.445
4 -	1:11.722	50.999	2:02.721	63.95	0.904	14:07:24.166
5 -	1:11.214	50.641	2:01.855 (2)	64.40	0.038	14:09:26.021
6 -	1:11.355	50.565	2:01.920 (3)	64.37	0.103	14:11:27.941
7 -	1:10.976	50.841	2:01.817 (1)	64.42		14:13:29.758
8 -	1:11.612	51.268	2:02.880	63.86	1.063	14:15:32.638

P11 77 J Joe WHITE			NINJA 300 - Just In Graphics / MZ Contracts			
IDEAL LAP TIME : 2:08.818		BEST LAP TIME : 2:09.196		DIFFERENCE : 0.378		
LAP	SECTOR 1	SECTOR 2	LAP TIME	MPH	DIFF	TIME OF DAY
1 -		56.059	2:19.302	56.33	10.106	14:01:15.672
2 -	1:16.241	55.894	2:12.135	59.39	2.939	14:03:27.807
3 -	1:16.438	55.357	2:11.795	59.54	2.599	14:05:39.602
4 -	1:14.743	55.585	2:10.328 (3)	60.21	1.132	14:07:49.930
5 -	1:15.206	55.185	2:10.391	60.18	1.195	14:10:00.321
6 -	1:14.473	54.798	2:09.271 (2)	60.71	0.075	14:12:09.592
7 -	1:14.020	55.176	2:09.196 (1)	60.74		14:14:18.788

P12 15 J Ruari BURNETT			NINJA 300 -			
IDEAL LAP TIME : 2:08.983		BEST LAP TIME : 2:09.544		DIFFERENCE : 0.561		
LAP	SECTOR 1	SECTOR 2	LAP TIME	MPH	DIFF	TIME OF DAY
1 -		54.357	2:19.837	56.12	10.293	14:01:16.207
2 -	1:16.020	55.658	2:11.678	59.60	2.134	14:03:27.885
3 -	1:16.713	55.280	2:11.993	59.45	2.449	14:05:39.878
4 -	1:14.708	55.671	2:10.379	60.19	0.835	14:07:50.257
5 -	1:14.954	55.355	2:10.309 (3)	60.22	0.765	14:10:00.566
6 -	1:14.626	54.918	2:09.544 (1)	60.58		14:12:10.110
7 -	1:14.872	54.816	2:09.688 (2)	60.51	0.144	14:14:19.798

P13 12 J Cameron CARR			NINJA 300 - Fairburn Heating Solutions			
IDEAL LAP TIME : 2:17.262		BEST LAP TIME : 2:17.262		DIFFERENCE : 0.000		
LAP	SECTOR 1	SECTOR 2	LAP TIME	MPH	DIFF	TIME OF DAY
1 -		57.760	2:28.787	52.74	11.525	14:01:25.157
2 -	1:23.030	57.801	2:20.831	55.72	3.569	14:03:45.988
3 -	1:22.932	58.066	2:20.998	55.66	3.736	14:06:06.986
4 -	1:21.915	56.428	2:18.343 (3)	56.72	1.081	14:08:25.329
5 -	1:21.679	56.421	2:18.100 (2)	56.82	0.838	14:10:43.429
6 -	1:20.991	56.271	2:17.262 (1)	57.17		14:13:00.691
7 -	1:21.476	57.494	2:18.970	56.47	1.708	14:15:19.661

P14 38 S Bob COUCHMAN			NINJA 300 - Pinky Janey			
IDEAL LAP TIME : 1:53.920		BEST LAP TIME : 1:54.291		DIFFERENCE : 0.371		
LAP	SECTOR 1	SECTOR 2	LAP TIME	MPH	DIFF	TIME OF DAY
1 -		48.047	2:05.438	62.56	11.147	14:01:01.808
2 -	1:06.100	48.191	1:54.291 (1)	68.66		14:02:56.099
3 -	1:07.631	48.444	1:56.075	67.61	1.784	14:04:52.174
4 -	1:06.475	47.820	1:54.295 (2)	68.66	0.004	14:06:46.469
5 -	1:06.700	47.986	1:54.686 (3)	68.43	0.395	14:08:41.155
6 -	1:06.756	48.898	1:55.654	67.85	1.363	14:10:36.809
7 -	1:06.553	48.267	1:54.820	68.35	0.529	14:12:31.629
8 -	1:07.625	48.641	1:56.266	67.50	1.975	14:14:27.895

P15 3 J Lewis JONES			NINJA 300 - 151 s			
IDEAL LAP TIME : 1:50.789		BEST LAP TIME : 1:51.200		DIFFERENCE : 0.411		
LAP	SECTOR 1	SECTOR 2	LAP TIME	MPH	DIFF	TIME OF DAY
1 -		47.376	2:03.490	63.55	12.290	14:00:59.860
2 -	1:05.351	46.713	1:52.064	70.03	0.864	14:02:51.924
3 -	1:04.954	46.246	1:51.200 (1)	70.57		14:04:43.124

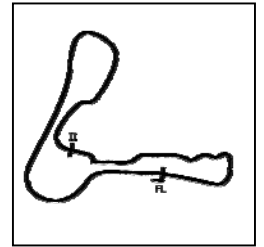
Weather / Track : Cloudy / Damp

Cadwell Park
Circuit Length = 2.1800 miles
Start: 13:58 Flag 14:14 End: 14:16

BMCRC - MRO Championships 2019 - Rnd 3 @ Cadwell Park

ACU Team Green Junior Cup & Senior 300

RACE 9 - SECTOR ANALYSIS



SECTOR 1 = FL to I1, SECTOR 2 = I1 to FL, DIFF = Difference To Personal Best Lap, P = Crossed Finish Line in Pit Lane, D = Time Disallowed

4 -	1:05.008	46.543	1:51.551	70.35	0.351	14:06:34.675
5 -	1:05.459	45.929	1:51.388 (3)	70.45	0.188	14:08:26.063
6 -	1:05.379	45.835	1:51.214 (2)	70.56	0.014	14:10:17.277
7 -	1:04.982	47.177	1:52.159	69.97	0.959	14:12:09.436

P16 44 J Elliott DUFTON		NINJA 300 -				
IDEAL LAP TIME : 1:50.525		BEST LAP TIME : 1:51.473				
		DIFFERENCE : 0.948				
LAP	SECTOR 1	SECTOR 2	LAP TIME	MPH	DIFF	TIME OF DAY
1 -		47.312	2:01.304	64.69	9.831	14:00:57.674
2 -	1:06.365	46.025	1:52.390	69.82	0.917	14:02:50.064
3 -	1:06.087	46.766	1:52.853	69.54	1.380	14:04:42.917
4 -	1:05.663	46.151	1:51.814	70.18	0.341	14:06:34.731
5 -	1:05.679	46.107	1:51.786 (3)	70.20	0.313	14:08:26.517
6 -	1:06.094	45.675	1:51.769 (2)	70.21	0.296	14:10:18.286
7 -	1:04.928	46.545	1:51.473 (1)	70.40		14:12:09.759

BMCRC - MRO Championships 2019 - Rnd 3 @ Cadwell Park

ACU Team Green Junior Cup & Senior 300

RACE 9 - BEST SECTORS

SECTOR 1			SECTOR 2			IDEAL / BEST COMPARISON						
POS	NO	NAME	TIME	NO	NAME	TIME	POS	NO	NAME	IDEAL	BEST	DIFF
									PERFECT LAP	1:49.000		
1	14	DAVIES	1:04.019	22	SMYTH	44.981	1	14	DAVIES	1:49.105	1:49.444	0.339
2	22	SMYTH	1:04.181	14	DAVIES	45.086	2	22	SMYTH	1:49.162	1:49.162	0.000
3	28	HOARE	1:04.671	28	HOARE	45.188	3	28	HOARE	1:49.859	1:49.859	0.000
4	99	BARNES	1:04.679	44	DUFTON	45.675	4	99	BARNES	1:50.391	1:51.176	0.785
5	44	DUFTON	1:04.850	99	BARNES	45.712	5	44	DUFTON	1:50.525	1:51.473	0.948
6	65	BREESE	1:04.945	3	JONES	45.835	6	3	JONES	1:50.789	1:51.200	0.411
7	3	JONES	1:04.954	36	JOHNSON	46.074	7	36	JOHNSON	1:51.245	1:51.484	0.239
8	36	JOHNSON	1:05.171	65	BREESE	46.399	8	65	BREESE	1:51.344	1:51.344	0.000
9	38	COUCHMAN	1:06.100	38	COUCHMAN	47.820	9	38	COUCHMAN	1:53.920	1:54.291	0.371
10	24	STOLTON	1:06.941	24	STOLTON	48.262	10	24	STOLTON	1:55.203	1:55.654	0.451
11	88	COURT	1:07.310	88	COURT	48.872	11	88	COURT	1:56.182	1:56.345	0.163
12	48	SABBARTON	1:08.195	48	SABBARTON	49.051	12	48	SABBARTON	1:57.246	1:57.331	0.085
13	170	MARCUZZO	1:10.976	170	MARCUZZO	50.565	13	170	MARCUZZO	2:01.541	2:01.817	0.276
14	77	WHITE	1:14.020	15	BURNETT	54.357	14	77	WHITE	2:08.818	2:09.196	0.378
15	15	BURNETT	1:14.626	77	WHITE	54.798	15	15	BURNETT	2:08.983	2:09.544	0.561
16	12	CARR	1:20.991	12	CARR	56.271	16	12	CARR	2:17.262	2:17.262	0.000

Weather / Track : Cloudy / Damp

Results can be found at www.tsl-timing.com

Cadwell Park
Circuit Length = 2.1800 miles
Start: 13:58 Flag 14:14 End: 14:16

Printed - 14:26 Sunday, 28 April 2019

BMCRC - MRO Championships 2019 - Rnd 3 @ Cadwell Park

ACU Team Green Junior Cup & Senior 300

RACE 18 - GRID (9 Laps)



ROW 7	19	16	Harry COOPER	1		1				
ROW 6		16	2:17.262 12	Cameron CARR	17	122	Paul WILSON	18	70	Sean HALL
ROW 5	13	2:01.817 170	Charlotte MARCUZZO	14	2:09.196 77	Joe WHITE	15	2:09.544 15	Ruari BURNETT	
ROW 4		10	1:55.654 24	Darren STOLTON	11	1:56.345 88	David COURT	12	1:57.331 48	Kevin SABBARTON
ROW 3	7	1:51.473 44	Elliott DUFTON	8	1:51.484 36	Christopher JOHNSON	9	1:54.291 38	Bob COUCHMAN	
ROW 2		4	1:51.176 99	Ash BARNES	5	1:51.200 3	Lewis JONES	6	1:51.344 65	Konrad BREESE
ROW 1	1	1:49.162 22	Samuel SMYTH	2	1:49.444 14	Tony DAVIES	3	1:49.859 28	Kelvin HOARE	
			Pole							

Cadwell Park
Circuit Length = 2.1800 miles

These results are provisional until the conclusion of any judicial and technical matters.

Clerk Of Course :		Timekeeper :
-------------------	--	--------------

Results can be found at www.tsl-timing.com

Printed - 14:28 Sunday, 28 April 2019



BMCRC - MRO Championships 2019 - Rnd 3 @ Cadwell Park

ACU Team Green Junior Cup & Senior 300

RACE 18 - CLASSIFICATION



POS	NO	CL	PIC NAME	ENTRY	LAPS	TIME	GAP	DIFF	MPH	BEST	ON
1	14	S	1 Tony DAVIES	NINJA 300 - 3D Racing	5	9:19.550			70.12	1:49.188	5
2	99	J	1 Ash BARNES	NINJA 300 - BARNEYRACING	5	9:21.539	1.989	1.989	69.87	1:49.233	5
3	36	J	2 Christopher JOHNSON	NINJA 300 -	5	9:22.620	3.070	1.081	69.74	1:49.337	5
4	3	J	3 Lewis JONES	NINJA 300 - 151 s	5	9:23.106	3.556	0.486	69.68	1:48.288	5
5	65	S	2 Konrad BREESE	NINJA 300 - STIHL Racing	5	9:31.829	12.279	8.723	68.62	1:52.080	4
6	44	J	4 Elliott DUFTON	NINJA 300 -	5	9:31.973	12.423	0.144	68.60	1:52.042	4
7	28	S	3 Kelvin HOARE	NINJA 300 - Southern and Country Roofing Ltd	5	9:32.237	12.687	0.264	68.57	1:51.325	4
8	22	S	4 Samuel SMYTH	NINJA 300 -	5	9:33.911	14.361	1.674	68.37	1:51.699	4
9	24	S	5 Darren STOLTON	NINJA 300 -	5	9:51.907	32.357	17.996	66.29	1:55.955	2
10	88	S	6 David COURT	NINJA 300 -	5	9:57.088	37.538	5.181	65.71	1:56.235	2
11	48	S	7 Kevin SABBARTON	NINJA 300 - Karen Castle Opticians	5	10:07.259	47.709	10.171	64.61	1:59.051	4
12	170	J	5 Charlotte MARCUZZO	NINJA 300 -	5	10:11.416	51.866	4.157	64.17	1:58.527	5
13	77	J	6 Joe WHITE	NINJA 300 - Just In Graphics / MZ Contracts	5	10:46.042	1:26.492	34.626	60.73	2:06.138	2
14	15	J	7 Ruari BURNETT	NINJA 300 -	5	10:46.394	1:26.844	0.352	60.70	2:06.667	3
15	12	J	8 Cameron CARR	NINJA 300 - Fairburn Heating Solutions	4	9:21.053	1 Lap	1 Lap	55.95	2:17.523	3

FASTEST LAP

3	J	Lewis JONES	NINJA 300 - 151 s	5	1:48.288	72.47 mph	116.63 kph
14	S	Tony DAVIES	NINJA 300 - 3D Racing	5	1:49.188	71.87 mph	115.67 kph

Class S - 92.5% of Race Speed = 64.86 mph

Class J - 92.5% of Race Speed = 64.62 mph

Cadwell Park
Circuit Length = 2.1800 miles
Start: 17:58 Flag 18:07 End: 18:09

Weather / Track : Bright / Dry

These results are provisional until the conclusion of any judicial and technical matters.

Clerk Of Course :	Timekeeper :
-------------------	--------------

Results can be found at www.tsl-timing.com

Printed - 18:10 Sunday, 28 April 2019



BMCRC - MRO Championships 2019 - Rnd 3 @ Cadwell Park

ACU Team Green Junior Cup & Senior 300

RACE 18 - LAP CHART

LAP 1 @ 18:00:28.519		
NO	BEHIND	LAP TIME

14		1:58.801
36	1.001	1:59.802
65	2.497	2:01.298
22	2.635	2:01.436
99	2.656	2:01.457
44	3.209	2:02.010
28	3.250	2:02.051
3	3.865	2:02.666
24	5.106	2:03.907
88	6.304	2:05.105
48	10.578	2:09.379
170	15.736	2:14.537
77	16.282	2:15.083
15	17.581	2:16.382
12	26.638	2:25.439

LAP 2 @ 18:02:19.235		
NO	BEHIND	LAP TIME

14		1:50.716
36	2.279	1:51.994
99	2.666	1:50.726
65	4.696	1:52.915
44	4.858	1:52.365
3	4.915	1:51.766
28	5.921	1:53.387
22	6.217	1:54.298
24	10.345	1:55.955
88	11.823	1:56.235
48	20.380	2:00.518
170	24.217	1:59.197
77	31.704	2:06.138
15	34.575	2:07.710
12	54.477	2:18.555

LAP 3 @ 18:04:10.024		
NO	BEHIND	LAP TIME

14		1:50.789
99	2.483	1:50.606
36	3.084	1:51.594
3	4.324	1:50.198
65	7.285	1:53.378
44	7.390	1:53.321
22	8.126	1:52.698
28	8.777	1:53.645
24	16.161	1:56.605
88	18.594	1:57.560
48	28.834	1:59.243
170	32.934	1:59.506
77	50.156	2:09.241
15	50.453	2:06.667
12	1:21.211	2:17.523

LAP 4 @ 18:06:00.080		
NO	BEHIND	LAP TIME

14		1:50.056
99	1.944	1:49.517
36	2.921	1:49.893
3	4.456	1:50.188
65	9.309	1:52.080
44	9.376	1:52.042

22	9.769	1:51.699
28	10.046	1:51.325
24	22.867	1:56.762
88	27.354	1:58.816
48	37.829	1:59.051
170	42.527	1:59.649
77	1:08.717	2:08.617
15	1:09.225	2:08.828

LAP 5 @ 18:07:49.268		
NO	BEHIND	LAP TIME

14		1:49.188
12	1 Lap	2:19.536
99	1.989	1:49.233
36	3.070	1:49.337
3	3.556	1:48.288
65	12.279	1:52.158
44	12.423	1:52.235
28	12.687	1:51.829
22	14.361	1:53.780
24	32.357	1:58.678
88	37.538	1:59.372
48	47.709	1:59.068
170	51.866	1:58.527
77	1:26.492	2:06.963
15	1:26.844	2:06.807

Weather / Track : Bright / Dry

Results can be found at www.tsl-timing.com

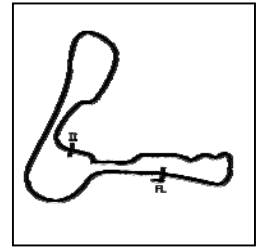
Cadwell Park
Circuit Length = 2.1800 miles
Start: 17:58 Flag 18:07 End: 18:09

Printed - 18:11 Sunday, 28 April 2019

BMCRC - MRO Championships 2019 - Rnd 3 @ Cadwell Park

ACU Team Green Junior Cup & Senior 300

RACE 18 - SECTOR ANALYSIS



SECTOR 1 = FL to I1, SECTOR 2 = I1 to FL, DIFF = Difference To Personal Best Lap, P = Crossed Finish Line in Pit Lane, D = Time Disallowed

P1 14 S		Tony DAVIES		NINJA 300 - 3D Racing			
IDEAL LAP TIME : 1:49.096		BEST LAP TIME : 1:49.188		DIFFERENCE : 0.092			
LAP	SECTOR 1	SECTOR 2	LAP TIME	MPH	DIFF	TIME OF DAY	
1 -		45.684	1:58.801	66.06	9.613	18:00:28.519	
2 -	1:04.977	45.739	1:50.716 (3)	70.88	1.528	18:02:19.235	
3 -	1:05.120	45.669	1:50.789	70.83	1.601	18:04:10.024	
4 -	1:04.792	45.264	1:50.056 (2)	71.30	0.868	18:06:00.080	
5 -	1:03.832	45.356	1:49.188 (1)	71.87		18:07:49.268	

P2 99 J		Ash BARNES		NINJA 300 - BARNEYRACING			
IDEAL LAP TIME : 1:49.233		BEST LAP TIME : 1:49.233		DIFFERENCE : 0.000			
LAP	SECTOR 1	SECTOR 2	LAP TIME	MPH	DIFF	TIME OF DAY	
1 -		47.112	2:01.457	64.61	12.224	18:00:31.175	
2 -	1:04.099	46.627	1:50.726	70.87	1.493	18:02:21.901	
3 -	1:04.970	45.636	1:50.606 (3)	70.95	1.373	18:04:12.507	
4 -	1:03.797	45.720	1:49.517 (2)	71.66	0.284	18:06:02.024	
5 -	1:03.733	45.500	1:49.233 (1)	71.84		18:07:51.257	

P3 36 J		Christopher JOHNSON		NINJA 300 -			
IDEAL LAP TIME : 1:49.256		BEST LAP TIME : 1:49.337		DIFFERENCE : 0.081			
LAP	SECTOR 1	SECTOR 2	LAP TIME	MPH	DIFF	TIME OF DAY	
1 -		46.486	1:59.802	65.50	10.465	18:00:29.520	
2 -	1:05.536	46.458	1:51.994	70.07	2.657	18:02:21.514	
3 -	1:05.186	46.408	1:51.594 (3)	70.32	2.257	18:04:13.108	
4 -	1:03.989	45.904	1:49.893 (2)	71.41	0.556	18:06:03.001	
5 -	1:04.070	45.267	1:49.337 (1)	71.77		18:07:52.338	

P4 3 J		Lewis JONES		NINJA 300 - 151 s			
IDEAL LAP TIME : 1:48.288		BEST LAP TIME : 1:48.288		DIFFERENCE : 0.000			
LAP	SECTOR 1	SECTOR 2	LAP TIME	MPH	DIFF	TIME OF DAY	
1 -		47.638	2:02.666	63.97	14.378	18:00:32.384	
2 -	1:05.221	46.545	1:51.766	70.21	3.478	18:02:24.150	
3 -	1:04.704	45.494	1:50.198 (3)	71.21	1.910	18:04:14.348	
4 -	1:04.738	45.450	1:50.188 (2)	71.22	1.900	18:06:04.536	
5 -	1:03.328	44.960	1:48.288 (1)	72.47		18:07:52.824	

P5 65 S		Konrad BREESE		NINJA 300 - STIHL Racing			
IDEAL LAP TIME : 1:51.952		BEST LAP TIME : 1:52.080		DIFFERENCE : 0.128			
LAP	SECTOR 1	SECTOR 2	LAP TIME	MPH	DIFF	TIME OF DAY	
1 -		47.551	2:01.298	64.70	9.218	18:00:31.016	
2 -	1:05.771	47.144	1:52.915 (3)	69.50	0.835	18:02:23.931	
3 -	1:06.262	47.116	1:53.378	69.22	1.298	18:04:17.309	
4 -	1:05.092	46.988	1:52.080 (1)	70.02		18:06:09.389	
5 -	1:05.298	46.860	1:52.158 (2)	69.97	0.078	18:08:01.547	

P6 44 J		Elliott DUFTON		NINJA 300 -			
IDEAL LAP TIME : 1:51.792		BEST LAP TIME : 1:52.042		DIFFERENCE : 0.250			
LAP	SECTOR 1	SECTOR 2	LAP TIME	MPH	DIFF	TIME OF DAY	
1 -		47.152	2:02.010	64.32	9.968	18:00:31.728	
2 -	1:05.515	46.850	1:52.365 (3)	69.84	0.323	18:02:24.093	
3 -	1:05.617	47.704	1:53.321	69.25	1.279	18:04:17.414	
4 -	1:05.738	46.304	1:52.042 (1)	70.04		18:06:09.456	
5 -	1:05.958	46.277	1:52.235 (2)	69.92	0.193	18:08:01.691	

P7 28 S		Kelvin HOARE		NINJA 300 - Southern and Country Roofing Ltd			
IDEAL LAP TIME : 1:50.797		BEST LAP TIME : 1:51.325		DIFFERENCE : 0.528			
LAP	SECTOR 1	SECTOR 2	LAP TIME	MPH	DIFF	TIME OF DAY	
1 -							
2 -							
3 -							
4 -							
5 -							

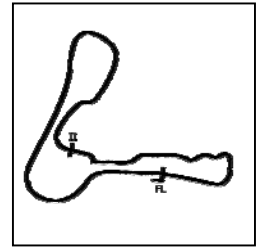
Weather / Track : Bright / Dry

Cadwell Park
Circuit Length = 2.1800 miles
Start: 17:58 Flag 18:07 End: 18:09

BMCRC - MRO Championships 2019 - Rnd 3 @ Cadwell Park

ACU Team Green Junior Cup & Senior 300

RACE 18 - SECTOR ANALYSIS



SECTOR 1 = FL to I1, SECTOR 2 = I1 to FL, DIFF = Difference To Personal Best Lap, P = Crossed Finish Line in Pit Lane, D = Time Disallowed

1 -		47.042		2:02.051	64.30	10.726	18:00:31.769
2 -	1:06.115	47.272		1:53.387 (3)	69.21	2.062	18:02:25.156
3 -	1:05.651	47.994		1:53.645	69.05	2.320	18:04:18.801
4 -	1:04.714	46.611		1:51.325 (1)	70.49		18:06:10.126
5 -	1:05.746	46.083		1:51.829 (2)	70.17	0.504	18:08:01.955

P8	22 S	Samuel SMYTH	NINJA 300 -			
IDEAL LAP TIME : 1:51.599		BEST LAP TIME : 1:51.699		DIFFERENCE : 0.100		
LAP	SECTOR 1	SECTOR 2	LAP TIME	MPH	DIFF	TIME OF DAY

1 -		47.383		2:01.436	64.62	9.737	18:00:31.154
2 -	1:06.184	48.114		1:54.298	68.66	2.599	18:02:25.452
3 -	1:05.071	47.627		1:52.698 (2)	69.63	0.999	18:04:18.150
4 -	1:05.171	46.528		1:51.699 (1)	70.26		18:06:09.849
5 -	1:05.925	47.855		1:53.780 (3)	68.97	2.081	18:08:03.629

P9	24 S	Darren STOLTON	NINJA 300 -			
IDEAL LAP TIME : 1:55.704		BEST LAP TIME : 1:55.955		DIFFERENCE : 0.251		
LAP	SECTOR 1	SECTOR 2	LAP TIME	MPH	DIFF	TIME OF DAY

1 -		48.227		2:03.907	63.33	7.952	18:00:33.625
2 -	1:07.477	48.478		1:55.955 (1)	67.68		18:02:29.580
3 -	1:08.278	48.327		1:56.605 (2)	67.30	0.650	18:04:26.185
4 -	1:08.320	48.442		1:56.762 (3)	67.21	0.807	18:06:22.947
5 -	1:08.658	50.020		1:58.678	66.12	2.723	18:08:21.625

P10	88 S	David COURT	NINJA 300 -			
IDEAL LAP TIME : 1:56.081		BEST LAP TIME : 1:56.235		DIFFERENCE : 0.154		
LAP	SECTOR 1	SECTOR 2	LAP TIME	MPH	DIFF	TIME OF DAY

1 -		48.814		2:05.105	62.73	8.870	18:00:34.823
2 -	1:07.267	48.968		1:56.235 (1)	67.51		18:02:31.058
3 -	1:07.975	49.585		1:57.560 (2)	66.75	1.325	18:04:28.618
4 -	1:08.768	50.048		1:58.816 (3)	66.05	2.581	18:06:27.434
5 -	1:08.831	50.541		1:59.372	65.74	3.137	18:08:26.806

P11	48 S	Kevin SABBARTON	NINJA 300 - Karen Castle Opticians			
IDEAL LAP TIME : 1:58.633		BEST LAP TIME : 1:59.051		DIFFERENCE : 0.418		
LAP	SECTOR 1	SECTOR 2	LAP TIME	MPH	DIFF	TIME OF DAY

1 -		51.034		2:09.379	60.65	10.328	18:00:39.097
2 -	1:10.261	50.257		2:00.518	65.11	1.467	18:02:39.615
3 -	1:09.389	49.854		1:59.243 (3)	65.81	0.192	18:04:38.858
4 -	1:08.779	50.272		1:59.051 (1)	65.92		18:06:37.909
5 -	1:08.911	50.157		1:59.068 (2)	65.91	0.017	18:08:36.977

P12	170 J	Charlotte MARCUZZO	NINJA 300 -			
IDEAL LAP TIME : 1:58.527		BEST LAP TIME : 1:58.527		DIFFERENCE : 0.000		
LAP	SECTOR 1	SECTOR 2	LAP TIME	MPH	DIFF	TIME OF DAY

1 -		53.082		2:14.537	58.33	16.010	18:00:44.255
2 -	1:09.272	49.925		1:59.197 (2)	65.84	0.670	18:02:43.452
3 -	1:09.546	49.960		1:59.506 (3)	65.67	0.979	18:04:42.958
4 -	1:09.838	49.811		1:59.649	65.59	1.122	18:06:42.607
5 -	1:09.027	49.500		1:58.527 (1)	66.21		18:08:41.134

P13	77 J	Joe WHITE	NINJA 300 - Just In Graphics / MZ Contracts			
IDEAL LAP TIME : 2:06.138		BEST LAP TIME : 2:06.138		DIFFERENCE : 0.000		
LAP	SECTOR 1	SECTOR 2	LAP TIME	MPH	DIFF	TIME OF DAY

1 -		53.823		2:15.083	58.09	8.945	18:00:44.801
2 -	1:12.702	53.436		2:06.138 (1)	62.21		18:02:50.939
3 -	1:14.185	55.056		2:09.241	60.72	3.103	18:05:00.180
4 -	1:14.049	54.568		2:08.617 (3)	61.01	2.479	18:07:08.797

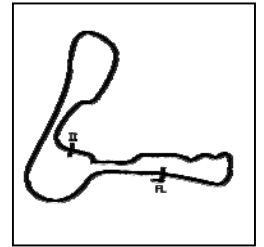
Weather / Track : Bright / Dry

Cadwell Park
Circuit Length = 2.1800 miles
Start: 17:58 Flag 18:07 End: 18:09

BMCRC - MRO Championships 2019 - Rnd 3 @ Cadwell Park

ACU Team Green Junior Cup & Senior 300

RACE 18 - SECTOR ANALYSIS



SECTOR 1 = FL to I1, SECTOR 2 = I1 to FL, DIFF = Difference To Personal Best Lap, P = Crossed Finish Line in Pit Lane, D = Time Disallowed

5 - 1:13.070 53.893 2:06.963 (2) 61.81 0.825 18:09:15.760

P14 15 J Ruari BURNETT		NINJA 300 -				
IDEAL LAP TIME : 2:05.990		BEST LAP TIME : 2:06.667		DIFFERENCE : 0.677		
LAP	SECTOR 1	SECTOR 2	LAP TIME	MPH	DIFF	TIME OF DAY
1 -		52.697	2:16.382	57.54	9.715	18:00:46.100
2 -	1:14.843	52.867	2:07.710 (3)	61.45	1.043	18:02:53.810
3 -	1:14.160	52.507	2:06.667 (1)	61.95		18:05:00.477
4 -	1:13.897	54.931	2:08.828	60.91	2.161	18:07:09.305
5 -	1:13.483	53.324	2:06.807 (2)	61.88	0.140	18:09:16.112

P15 12 J Cameron CARR		NINJA 300 - Fairburn Heating Solutions				
IDEAL LAP TIME : 2:16.681		BEST LAP TIME : 2:17.523		DIFFERENCE : 0.842		
LAP	SECTOR 1	SECTOR 2	LAP TIME	MPH	DIFF	TIME OF DAY
1 -		56.990	2:25.439	53.96	7.916	18:00:55.157
2 -	1:22.534	56.021	2:18.555 (2)	56.64	1.032	18:03:13.712
3 -	1:21.127	56.396	2:17.523 (1)	57.06		18:05:31.235
4 -	1:23.982	55.554	2:19.536 (3)	56.24	2.013	18:07:50.771

BMCRC - MRO Championships 2019 - Rnd 3 @ Cadwell Park

ACU Team Green Junior Cup & Senior 300

RACE 18 - BEST SECTORS

SECTOR 1			SECTOR 2			IDEAL / BEST COMPARISON						
POS	NO	NAME	TIME	NO	NAME	TIME	POS	NO	NAME	IDEAL	BEST	DIFF
									PERFECT LAP	1:48.288		
1	3	JONES	1:03.328	3	JONES	44.960	1	3	JONES	1:48.288	1:48.288	0.000
2	99	BARNES	1:03.733	14	DAVIES	45.264	2	14	DAVIES	1:49.096	1:49.188	0.092
3	14	DAVIES	1:03.832	36	JOHNSON	45.267	3	99	BARNES	1:49.233	1:49.233	0.000
4	36	JOHNSON	1:03.989	99	BARNES	45.500	4	36	JOHNSON	1:49.256	1:49.337	0.081
5	28	HOARE	1:04.714	28	HOARE	46.083	5	28	HOARE	1:50.797	1:51.325	0.528
6	22	SMYTH	1:05.071	44	DUFTON	46.277	6	22	SMYTH	1:51.599	1:51.699	0.100
7	65	BREESE	1:05.092	22	SMYTH	46.528	7	44	DUFTON	1:51.792	1:52.042	0.250
8	44	DUFTON	1:05.515	65	BREESE	46.860	8	65	BREESE	1:51.952	1:52.080	0.128
9	88	COURT	1:07.267	24	STOLTON	48.227	9	24	STOLTON	1:55.704	1:55.955	0.251
10	24	STOLTON	1:07.477	88	COURT	48.814	10	88	COURT	1:56.081	1:56.235	0.154
11	48	SABBARTON	1:08.779	170	MARCUZZO	49.500	11	170	MARCUZZO	1:58.527	1:58.527	0.000
12	170	MARCUZZO	1:09.027	48	SABBARTON	49.854	12	48	SABBARTON	1:58.633	1:59.051	0.418
13	77	WHITE	1:12.702	15	BURNETT	52.507	13	15	BURNETT	2:05.990	2:06.667	0.677
14	15	BURNETT	1:13.483	77	WHITE	53.436	14	77	WHITE	2:06.138	2:06.138	0.000
15	12	CARR	1:21.127	12	CARR	55.554	15	12	CARR	2:16.681	2:17.523	0.842

Weather / Track : Bright / Dry

Results can be found at www.tsl-timing.com

Cadwell Park
Circuit Length = 2.1800 miles
Start: 17:58 Flag 18:07 End: 18:09

Printed - 18:14 Sunday, 28 April 2019

BMCRC-MRO Championships 2019



RACEBUYKZ.COM

**REACTIVE PARTS MRO POWERBIKES
inc RACEBUKZ.COM CLUBMAN 1000**

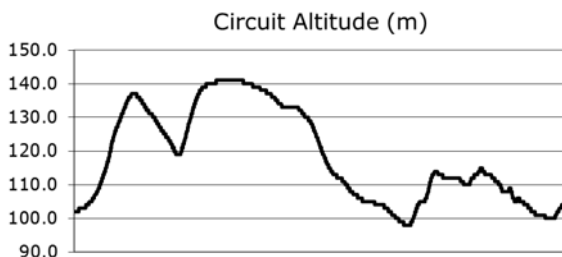
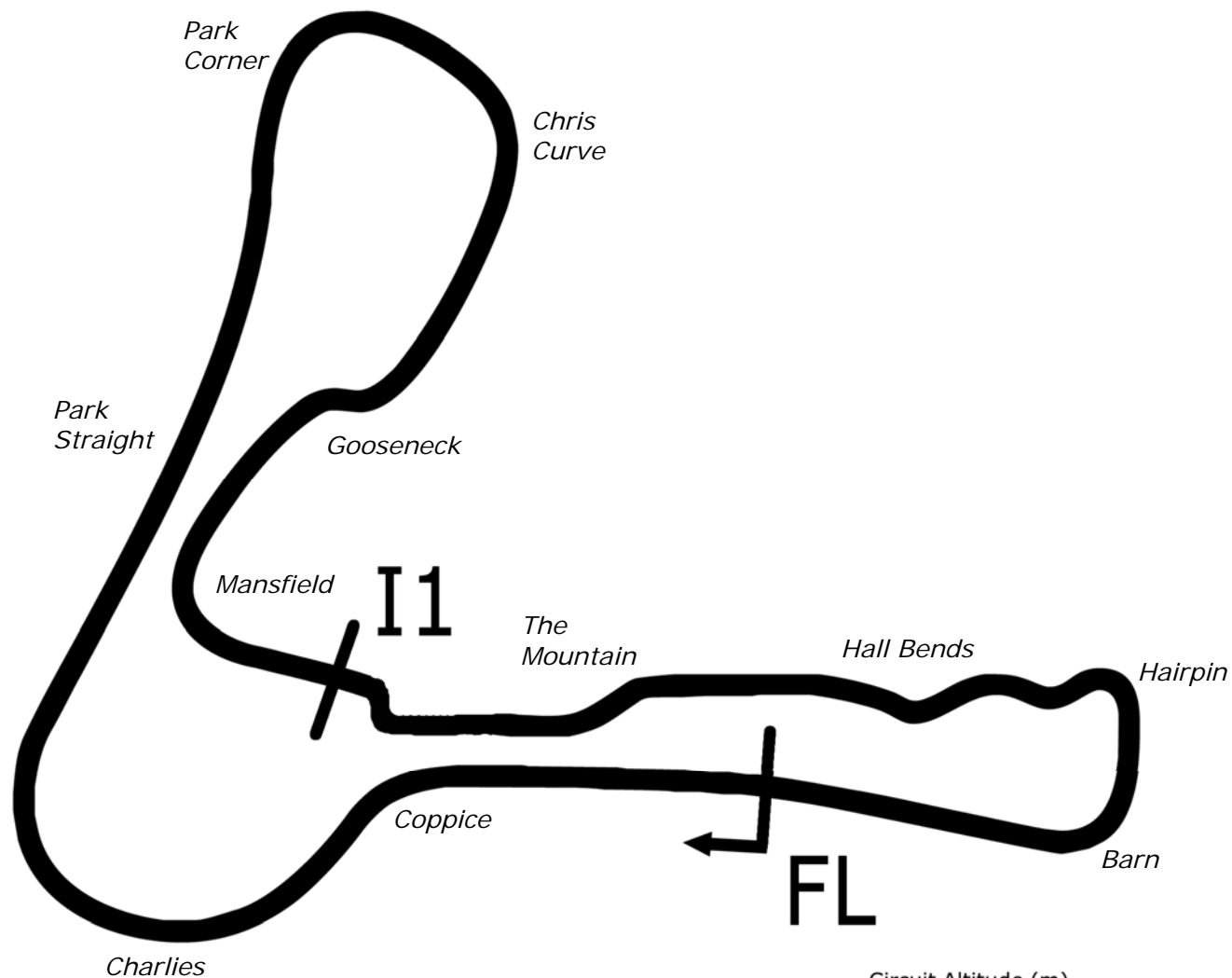
Cadwell Park Circuit

27th / 28th April 2019



Results Provided by Timing Solutions Ltd
www.tsl-timing.com

Cadwell Park



Length	2.1800 miles	3508.4 m	
FL		53.31024 N	0.05940 W
I1	2330m	53.30708 N	0.06270 W
Pit Entry	3472m	53.31103 N	0.05889 W
Pit Exit	0m after FL	53.31030 N	0.05940 W
Pit Entry-Pit Exit 92m, 5.5s @60kph, 4.1s @80kph			

All results available at www.tsl-timing.com

BMCRC - MRO Championships 2019 - Rnd 3 @ Cadwell Park

Reactive Parts MRO Powerbikes inc Racebuykz.com MRO Clubman 1000



QUALIFYING - CLASSIFICATION

POS	NO	CL	PIC NAME	ENTRY	TIME	ON	LAPS	GAP	DIFF	MPH
1	40		1 Aiden PATMORE	Kawasaki - TBR Performance/NW Roofing	1:45.546	7	9			74.35
2	35	C	1 Robert CRESSWELL	Kawasaki - ODDJOBROB Racing	1:45.766	8	8	0.220	0.220	74.20
3	39	C	2 Max MORGAN	Kawasaki - MSS PERFORMANCE	1:46.529	7	8	0.983	0.763	73.67
4	60		2 Peter BAKER	Kawasaki - Dodfrey Engineering	1:46.569	5	9	1.023	0.040	73.64
5	29	C	3 Mark BRIDGER	Yamaha - Moremoto	1:47.386	7	7	1.840	0.817	73.08
6	72		3 Michael O'BRIEN	Yamaha -	1:47.816	7	8	2.270	0.430	72.79
7	272	C	4 Daniel JOHNSON	BMW -	1:48.173	9	9	2.627	0.357	72.55
8	16	C	5 Glenn WALSH	BMW - Walters Medical	1:48.800	7	7	3.254	0.627	72.13
9	101		4 Joe AKROYD	Kawasaki -	1:49.589	7	7	4.043	0.789	71.61
10	98		5 Rick DICKINSON	BMW - MotorcycleRaceParts.co.uk.co.uk	1:51.000	8	8	5.454	1.411	70.70
11	6		6 Dan SHAILER	Yamaha - McShailer Racing	1:51.417	7	8	5.871	0.417	70.43
12	175	C	6 Mark KENDLE	Kawasaki - LiMAR OILTOOLS	1:51.579	4	5	6.033	0.162	70.33
13	147		7 Clayton TAYLOR	Kawasaki - M J B Civils Ltd	1:53.202	6	6	7.656	1.623	69.32
14	333	C	7 Andrew HOUGHTON	Yamaha - Yamaha UK	1:54.499	7	8	8.953	1.297	68.54
15	12		8 David COMBRINCK	Kawasaki -	1:55.784	7	7	10.238	1.285	67.78
16	17		9 Philip BAKER	BMW - Ashford accident repair center Godfrey plastering	1:56.377	8	8	10.831	0.593	67.43
17	114	C	8 Ricky MARTIN	Honda - T.B.R Performance	1:57.241	3	4	11.695	0.864	66.93
18	15	C	9 Mariusz SIEMIENIUK-JUZWIUK	BMW - BELMONT AUTO SERVICE	1:58.518	7	8	12.972	1.277	66.21
19	76		10 Jason BYARD	Suzuki - May Construction	2:00.359	4	4	14.813	1.841	65.20

Cadwell Park
 Circuit Length = 2.1800 miles
 Start: 11:02 Flag 11:19 End: 11:21

Weather / Track : Cloudy / Drying
 These results are provisional until the conclusion of any judicial and technical matters.

Clerk Of Course :	Timekeeper :
-------------------	--------------

Results can be found at www.tsl-timing.com

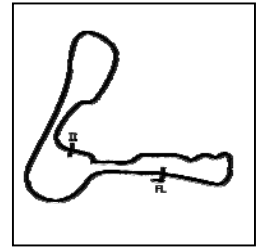
Printed - 11:23 Saturday, 27 April 2019



BMCRC - MRO Championships 2019 - Rnd 3 @ Cadwell Park

Reactive Parts MRO Powerbikes inc Racebuykz.com MRO Clubman 1000

QUALIFYING - SECTOR ANALYSIS



SECTOR 1 = FL to I1, SECTOR 2 = I1 to FL, DIFF = Difference To Personal Best Lap, P = Crossed Finish Line in Pit Lane, D = Time Disallowed

P1 40		Aiden PATMORE		Kawasaki - TBR Performance/NW Roofing			
IDEAL LAP TIME : 1:45.546		BEST LAP TIME : 1:45.546		DIFFERENCE : 0.000			
LAP	SECTOR 1	SECTOR 2	LAP TIME	MPH	DIFF	TIME OF DAY	
1 -	1:13.226	52.349	2:05.575	62.49	20.029	11:05:31.191	
2 -	1:08.655	48.953	1:57.608	66.73	12.062	11:07:28.799	
3 -	1:04.297	46.220	1:50.517	71.01	4.971	11:09:19.316	
4 -	1:02.974	47.981	1:50.955	70.73	5.409	11:11:10.271	
5 -	1:02.854	45.680	1:48.534 (3)	72.30	2.988	11:12:58.805	
6 -	1:01.743	45.023	1:46.766 (2)	73.50	1.220	11:14:45.571	
7 -	1:00.879	44.667	1:45.546 (1)	74.35		11:16:31.117	
8 -	1:12.076	52.053	2:04.129	63.22	18.583	11:18:35.246	
9 -	1:10.577	53.505	2:04.082	63.24	18.536	11:20:39.328	

P2 35 C		Robert CRESSWELL		Kawasaki - ODDJOBROB Racing			
IDEAL LAP TIME : 1:45.766		BEST LAP TIME : 1:45.766		DIFFERENCE : 0.000			
LAP	SECTOR 1	SECTOR 2	LAP TIME	MPH	DIFF	TIME OF DAY	
1 -	1:07.997	48.770	1:56.767	67.21	11.001	11:07:06.912	
2 -	1:06.096	46.496	1:52.592	69.70	6.826	11:08:59.504	
3 -	1:04.538	46.383	1:50.921	70.75	5.155	11:10:50.425	
4 -	1:03.554	46.190	1:49.744	71.51	3.978	11:12:40.169	
5 -	1:03.175	45.582	1:48.757	72.16	2.991	11:14:28.926	
6 -	1:02.163	46.012	1:48.175 (3)	72.54	2.409	11:16:17.101	
7 -	1:01.447	45.134	1:46.581 (2)	73.63	0.815	11:18:03.682	
8 -	1:01.187	44.579	1:45.766 (1)	74.20		11:19:49.448	

P3 39 C		Max MORGAN		Kawasaki - MSS PERFORMANCE			
IDEAL LAP TIME : 1:46.529		BEST LAP TIME : 1:46.529		DIFFERENCE : 0.000			
LAP	SECTOR 1	SECTOR 2	LAP TIME	MPH	DIFF	TIME OF DAY	
1 -	1:09.410	51.555	2:00.965	64.87	14.436	11:06:05.322	
2 -	1:05.164	48.501	1:53.665	69.04	7.136	11:07:58.987	
3 -	1:05.790	47.908	1:53.698	69.02	7.169	11:09:52.685	
4 -	1:02.628	47.766	1:50.394	71.09	3.865	11:11:43.079	
5 -	1:02.312	46.361	1:48.673 (3)	72.21	2.144	11:13:31.752	
6 -	1:01.193	46.103	1:47.296 (2)	73.14	0.767	11:15:19.048	
7 -	1:00.469	46.060	1:46.529 (1)	73.67		11:17:05.577	
8 -	1:04.150	2:01.651	3:05.801	42.23	1:19.272	11:20:11.378	

P4 60		Peter BAKER		Kawasaki - Dodfrey Engineering			
IDEAL LAP TIME : 1:46.217		BEST LAP TIME : 1:46.569		DIFFERENCE : 0.352			
LAP	SECTOR 1	SECTOR 2	LAP TIME	MPH	DIFF	TIME OF DAY	
1 -	1:08.500	48.664	1:57.164	66.98	10.595	11:06:05.594	
2 -	1:03.840	46.018	1:49.858	71.43	3.289	11:07:55.452	
3 -	1:02.918	46.681	1:49.599	71.60	3.030	11:09:45.051	
4 -	1:01.448	45.807	1:47.255	73.17	0.686	11:11:32.306	
5 -	1:01.263	45.306	1:46.569 (1)	73.64		11:13:18.875	
6 -	1:01.038	45.645	1:46.683 (2)	73.56	0.114	11:15:05.558	
7 -	1:00.911	45.801	1:46.712 (3)	73.54	0.143	11:16:52.270	
8 -	1:01.722	45.684	1:47.406	73.06	0.837	11:18:39.676	
9 -	1:01.501	47.259	1:48.760	72.15	2.191	11:20:28.436	

P5 29 C		Mark BRIDGER		Yamaha - Moremoto			
IDEAL LAP TIME : 1:47.332		BEST LAP TIME : 1:47.386		DIFFERENCE : 0.054			
LAP	SECTOR 1	SECTOR 2	LAP TIME	MPH	DIFF	TIME OF DAY	
1 -	1:16.012	50.375	2:06.387	62.09	19.001	11:05:25.023	
2 -	1:06.841	47.333	1:54.174	68.73	6.788	11:07:19.197	
3 -	1:05.343	46.749	1:52.092	70.01	4.706	11:09:11.289	
4 -	1:05.585	45.626	1:51.211	70.56	3.825	11:11:02.500	
5 -	1:03.743	45.598	1:49.341 (3)	71.77	1.955	11:12:51.841	
6 -	1:02.783	44.858	1:47.641 (2)	72.90	0.255	11:14:39.482	

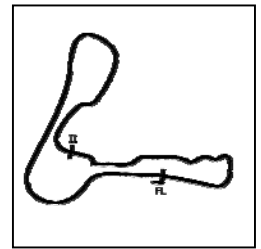
Weather / Track : Cloudy / Drying

Cadwell Park
Circuit Length = 2.1800 miles
Start: 11:02 Flag 11:19 End: 11:21

BMCRC - MRO Championships 2019 - Rnd 3 @ Cadwell Park

Reactive Parts MRO Powerbikes inc Racebuykz.com MRO Clubman 1000

QUALIFYING - SECTOR ANALYSIS



SECTOR 1 = FL to I1, SECTOR 2 = I1 to FL, DIFF = Difference To Personal Best Lap, P = Crossed Finish Line in Pit Lane, D = Time Disallowed

7 - 1:02.474 44.912 **1:47.386 (1) 73.08** **11:16:26.868**

P6 72		Michael O'BRIEN		Yamaha -			
IDEAL LAP TIME : 1:47.624		BEST LAP TIME : 1:47.816		DIFFERENCE : 0.192			
LAP	SECTOR 1	SECTOR 2	LAP TIME	MPH	DIFF	TIME OF DAY	
1 -	1:18.690	53.475	2:12.165	59.38	24.349	11:06:33.756	
2 -	1:10.079	52.409	2:02.488	64.07	14.672	11:08:36.244	
3 -	1:04.909	47.946	1:52.855	69.54	5.039	11:10:29.099	
4 -	1:11.241	48.311	1:59.552	65.64	11.736	11:12:28.651	
5 -	1:02.842	47.852	1:50.694 (3)	70.89	2.878	11:14:19.345	
6 -	1:01.691	46.392	1:48.083 (2)	72.61	0.267	11:16:07.428	
7 -	1:01.883	45.933	1:47.816 (1)	72.79		11:17:55.244	
8 -	1:10.669	50.542	2:01.211	64.74	13.395	11:19:56.455	

P7 272 C		Daniel JOHNSON		BMW -			
IDEAL LAP TIME : 1:48.173		BEST LAP TIME : 1:48.173		DIFFERENCE : 0.000			
LAP	SECTOR 1	SECTOR 2	LAP TIME	MPH	DIFF	TIME OF DAY	
1 -	1:15.411	52.428	2:07.839	61.39	19.666	11:05:30.280	
2 -	1:08.995	48.886	1:57.881	66.57	9.708	11:07:28.161	
3 -	1:06.990	47.407	1:54.397	68.60	6.224	11:09:22.558	
4 -	1:05.308	46.645	1:51.953	70.10	3.780	11:11:14.511	
5 -	1:04.860	46.413	1:51.273	70.52	3.100	11:13:05.784	
6 -	1:03.448	46.101	1:49.549 (3)	71.63	1.376	11:14:55.333	
7 -	1:03.697	47.317	1:51.014	70.69	2.841	11:16:46.347	
8 -	1:03.529	45.874	1:49.403 (2)	71.73	1.230	11:18:35.750	
9 -	1:03.168	45.005	1:48.173 (1)	72.55		11:20:23.923	

P8 16 C		Glenn WALSH		BMW - Walters Medical			
IDEAL LAP TIME : 1:48.800		BEST LAP TIME : 1:48.800		DIFFERENCE : 0.000			
LAP	SECTOR 1	SECTOR 2	LAP TIME	MPH	DIFF	TIME OF DAY	
1 -	1:13.653	50.598	2:04.251	63.16	15.451	11:05:34.042	
2 -	1:06.970	47.922	1:54.892	68.30	6.092	11:07:28.934	
3 -	1:05.577	46.560	1:52.137	69.98	3.337	11:09:21.071	
4 -	1:03.662	46.658	1:50.320 (2)	71.13	1.520	11:11:11.391	
5 -	1:04.100	46.572	1:50.672 (3)	70.91	1.872	11:13:02.063	
6 -	1:04.501	46.603	1:51.104	70.63	2.304	11:14:53.167	
7 -	1:03.035	45.765	1:48.800 (1)	72.13		11:16:41.967	

P9 101		Joe AKROYD		Kawasaki -			
IDEAL LAP TIME : 1:49.589		BEST LAP TIME : 1:49.589		DIFFERENCE : 0.000			
LAP	SECTOR 1	SECTOR 2	LAP TIME	MPH	DIFF	TIME OF DAY	
1 -	1:17.309	53.265	2:10.574	60.10	20.985	11:05:27.643	
2 -	1:08.017	48.414	1:56.431	67.40	6.842	11:07:24.074	
3 -	1:06.457	46.743	1:53.200	69.32	3.611	11:09:17.274	
4 -	1:04.585	49.275	1:53.860	68.92	4.271	11:11:11.134	
5 -	1:05.118	47.061	1:52.179 (3)	69.96	2.590	11:13:03.313	
6 -	1:03.663	47.507	1:51.170 (2)	70.59	1.581	11:14:54.483	
7 -	1:03.270	46.319	1:49.589 (1)	71.61		11:16:44.072	

P10 98		Rick DICKINSON		BMW - MotorcycleRaceParts.co.uk.co.uk			
IDEAL LAP TIME : 1:51.000		BEST LAP TIME : 1:51.000		DIFFERENCE : 0.000			
LAP	SECTOR 1	SECTOR 2	LAP TIME	MPH	DIFF	TIME OF DAY	
1 -	1:10.689	49.783	2:00.472	65.14	9.472	11:07:15.012	
2 -	1:07.893	48.106	1:55.999	67.65	4.999	11:09:11.011	
3 -	1:09.140	48.040	1:57.180	66.97	6.180	11:11:08.191	
4 -	1:06.059	47.609	1:53.668	69.04	2.668	11:13:01.859	
5 -	1:04.669	47.572	1:52.241	69.92	1.241	11:14:54.100	
6 -	1:04.678	47.359	1:52.037 (3)	70.04	1.037	11:16:46.137	
7 -	1:04.519	46.853	1:51.372 (2)	70.46	0.372	11:18:37.509	

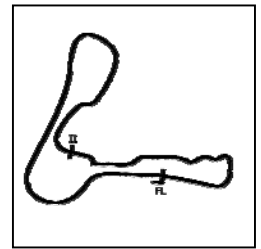
Weather / Track : Cloudy / Drying

Cadwell Park
Circuit Length = 2.1800 miles
Start: 11:02 Flag 11:19 End: 11:21

BMCRC - MRO Championships 2019 - Rnd 3 @ Cadwell Park

Reactive Parts MRO Powerbikes inc Racebuykz.com MRO Clubman 1000

QUALIFYING - SECTOR ANALYSIS



SECTOR 1 = FL to I1, SECTOR 2 = I1 to FL, DIFF = Difference To Personal Best Lap, P = Crossed Finish Line in Pit Lane, D = Time Disallowed

8 - 1:04.258 46.742 1:51.000 (1) 70.70 11:20:28.509

P11	6	Dan SHAILER	Yamaha - McShailer Racing			
IDEAL LAP TIME : 1:51.417		BEST LAP TIME : 1:51.417		DIFFERENCE : 0.000		

LAP	SECTOR 1	SECTOR 2	LAP TIME	MPH	DIFF	TIME OF DAY
1 -	1:16.065	52.993	2:09.058	60.81	17.641	11:06:33.800
2 -	1:09.572	49.930	1:59.502	65.67	8.085	11:08:33.302
3 -	1:06.905	48.685	1:55.590	67.89	4.173	11:10:28.892
4 -	1:06.766	48.647	1:55.413 (3)	67.99	3.996	11:12:24.305
5 -	1:05.709	53.250	1:58.959	65.97	7.542	11:14:23.264
6 -	1:06.953	49.457	1:56.410	67.41	4.993	11:16:19.674
7 -	1:04.453	46.964	1:51.417 (1)	70.43		11:18:11.091
8 -	1:05.001	47.730	1:52.731 (2)	69.61	1.314	11:20:03.822

P12	175 C	Mark KENDLE	Kawasaki - LIMAR OILTOOLS			
IDEAL LAP TIME : 1:50.559		BEST LAP TIME : 1:51.579		DIFFERENCE : 1.020		

LAP	SECTOR 1	SECTOR 2	LAP TIME	MPH	DIFF	TIME OF DAY
1 -	1:10.981	51.196	2:02.177	64.23	10.598	11:06:47.112
2 -	1:05.579	48.221	1:53.800 (3)	68.96	2.221	11:08:40.912
3 -	1:05.245	46.978	1:52.223 (2)	69.93	0.644	11:10:33.135
4 -	1:03.581	47.998	1:51.579 (1)	70.33		11:12:24.714
5 -	1:05.446	49.809	1:55.255	68.09	3.676	11:14:19.969

P13	147	Clayton TAYLOR	Kawasaki - M J B Civils Ltd			
IDEAL LAP TIME : 1:53.202		BEST LAP TIME : 1:53.202		DIFFERENCE : 0.000		

LAP	SECTOR 1	SECTOR 2	LAP TIME	MPH	DIFF	TIME OF DAY
1 -	1:13.401	51.135	2:04.536	63.01	11.334	11:06:56.455
2 -	1:08.554	49.022	1:57.576	66.74	4.374	11:08:54.031
3 -	1:05.774	48.344	1:54.118 (2)	68.77	0.916	11:10:48.149
4 -	1:06.373	48.287	1:54.660 (3)	68.44	1.458	11:12:42.809
5 -	1:06.677	48.184	1:54.861	68.32	1.659	11:14:37.670
6 -	1:05.730	47.472	1:53.202 (1)	69.32		11:16:30.872

P14	333 C	Andrew HOUGHTON	Yamaha - Yamaha UK			
IDEAL LAP TIME : 1:54.499		BEST LAP TIME : 1:54.499		DIFFERENCE : 0.000		

LAP	SECTOR 1	SECTOR 2	LAP TIME	MPH	DIFF	TIME OF DAY
1 -	1:19.538	56.201	2:15.739	57.81	21.240	11:05:44.967
2 -	1:14.224	51.806	2:06.030	62.27	11.531	11:07:50.997
3 -	1:11.443	50.062	2:01.505	64.59	7.006	11:09:52.502
4 -	1:08.761	48.917	1:57.678	66.69	3.179	11:11:50.180
5 -	1:07.789	48.658	1:56.447 (3)	67.39	1.948	11:13:46.627
6 -	1:07.374	48.414	1:55.788 (2)	67.77	1.289	11:15:42.415
7 -	1:06.303	48.196	1:54.499 (1)	68.54		11:17:36.914
8 -	1:14.146	54.982	2:09.128	60.77	14.629	11:19:46.042

P15	12	David COMBRINCK	Kawasaki -			
IDEAL LAP TIME : 1:55.588		BEST LAP TIME : 1:55.784		DIFFERENCE : 0.196		

LAP	SECTOR 1	SECTOR 2	LAP TIME	MPH	DIFF	TIME OF DAY
1 -	1:16.504	56.622	2:13.126	58.95	17.342	11:05:34.416
2 -	1:10.982	52.165	2:03.147	63.72	7.363	11:07:37.563
3 -	1:08.800	51.433	2:00.233	65.27	4.449	11:09:37.796
4 -	1:08.978	50.678	1:59.656	65.58	3.872	11:11:37.452
5 -	1:07.259	51.069	1:58.328 (3)	66.32	2.544	11:13:35.780
6 -	1:06.951	49.715	1:56.666 (2)	67.26	0.882	11:15:32.446
7 -	1:07.147	48.637	1:55.784 (1)	67.78		11:17:28.230

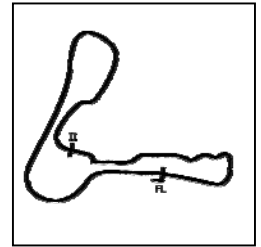
Weather / Track : Cloudy / Drying

Cadwell Park
Circuit Length = 2.1800 miles
Start: 11:02 Flag 11:19 End: 11:21

BMCRC - MRO Championships 2019 - Rnd 3 @ Cadwell Park

Reactive Parts MRO Powerbikes inc Racebuykz.com MRO Clubman 1000

QUALIFYING - SECTOR ANALYSIS



SECTOR 1 = FL to I1, SECTOR 2 = I1 to FL, DIFF = Difference To Personal Best Lap, P = Crossed Finish Line in Pit Lane, D = Time Disallowed

P16 17 Philip BAKER		BMW - Ashford accident repair center Godfrey plastering servic				
IDEAL LAP TIME : 1:55.314		BEST LAP TIME : 1:56.377		DIFFERENCE : 1.063		
LAP	SECTOR 1	SECTOR 2	LAP TIME	MPH	DIFF	TIME OF DAY
1 -	1:14.649	53.636	2:08.285	61.17	11.908	11:05:55.151
2 -	1:12.186	50.872	2:03.058	63.77	6.681	11:07:58.209
3 -	1:09.168	49.596	1:58.764	66.08	2.387	11:09:56.973
4 -	1:09.732	50.073	1:59.805	65.50	3.428	11:11:56.778
5 -	1:07.958	49.710	1:57.668 (3)	66.69	1.291	11:13:54.446
6 -	1:07.392	49.257	1:56.649 (2)	67.27	0.272	11:15:51.095
7 -	1:06.868	48.446	1:55.314 D	68.05		11:17:46.409
8 -	1:07.065	49.312	1:56.377 (1)	67.43		11:19:42.786

P17 114 C Ricky MARTIN		Honda - T.B.R Performance				
IDEAL LAP TIME : 1:56.942		BEST LAP TIME : 1:57.241		DIFFERENCE : 0.299		
LAP	SECTOR 1	SECTOR 2	LAP TIME	MPH	DIFF	TIME OF DAY
1 -	1:10.163	51.720	2:01.883	64.39	4.642	11:05:45.201
2 -	1:08.537	50.355	1:58.892 (3)	66.01	1.651	11:07:44.093
3 -	1:07.854	49.387	1:57.241 (1)	66.93		11:09:41.334
4 -	1:08.238	49.088	1:57.326 (2)	66.89	0.085	11:11:38.660

P18 15 C Mariusz SIEMIENIUK-JUZWIUK		BMW - BELMONT AUTO SERVICE				
IDEAL LAP TIME : 1:58.169		BEST LAP TIME : 1:58.518		DIFFERENCE : 0.349		
LAP	SECTOR 1	SECTOR 2	LAP TIME	MPH	DIFF	TIME OF DAY
1 -	1:21.721	55.481	2:17.202	57.20	18.684	11:05:39.911
2 -	1:16.277	53.678	2:09.955	60.39	11.437	11:07:49.866
3 -	1:14.618	51.857	2:06.475	62.05	7.957	11:09:56.341
4 -	1:13.513	52.306	2:05.819	62.37	7.301	11:12:02.160
5 -	1:12.338	52.042	2:04.380	63.09	5.862	11:14:06.540
6 -	1:11.820	50.065	2:01.885 (3)	64.38	3.367	11:16:08.425
7 -	1:08.895	49.623	1:58.518 (1)	66.21		11:18:06.943
8 -	1:08.546	50.616	1:59.162 (2)	65.86	0.644	11:20:06.105

P19 76 Jason BYARD		Suzuki - May Construction				
IDEAL LAP TIME : 2:00.359		BEST LAP TIME : 2:00.359		DIFFERENCE : 0.000		
LAP	SECTOR 1	SECTOR 2	LAP TIME	MPH	DIFF	TIME OF DAY
1 -	1:15.656	53.226	2:08.882	60.89	8.523	11:07:02.268
2 -	1:12.176	51.379	2:03.555 (2)	63.51	3.196	11:09:05.823
3 -	1:14.288	52.033	2:06.321 (3)	62.12	5.962	11:11:12.144
4 -	1:09.345	51.014	2:00.359 (1)	65.20		11:13:12.503

BMCRC - MRO Championships 2019 - Rnd 3 @ Cadwell Park

Reactive Parts MRO Powerbikes inc Racebuykz.com MRO Clubman 1000

QUALIFYING - BEST SECTORS

SECTOR 1			SECTOR 2			IDEAL / BEST COMPARISON						
POS	NO	NAME	TIME	NO	NAME	TIME	POS	NO	NAME	IDEAL	BEST	DIFF
									PERFECT LAP	1:45.048		
1	39	MORGAN	1:00.469	35	CRESSWELL	44.579	1	40	PATMORE	1:45.546	1:45.546	0.000
2	40	PATMORE	1:00.879	40	PATMORE	44.667	2	35	CRESSWELL	1:45.766	1:45.766	0.000
3	60	BAKER	1:00.911	29	BRIDGER	44.858	3	60	BAKER	1:46.217	1:46.569	0.352
4	35	CRESSWELL	1:01.187	272	JOHNSON	45.005	4	39	MORGAN	1:46.529	1:46.529	0.000
5	72	O'BRIEN	1:01.691	60	BAKER	45.306	5	29	BRIDGER	1:47.332	1:47.386	0.054
6	29	BRIDGER	1:02.474	16	WALSH	45.765	6	72	O'BRIEN	1:47.624	1:47.816	0.192
7	16	WALSH	1:03.035	72	O'BRIEN	45.933	7	272	JOHNSON	1:48.173	1:48.173	0.000
8	272	JOHNSON	1:03.168	39	MORGAN	46.060	8	16	WALSH	1:48.800	1:48.800	0.000
9	101	AKROYD	1:03.270	101	AKROYD	46.319	9	101	AKROYD	1:49.589	1:49.589	0.000
10	175	KENDLE	1:03.581	98	DICKINSON	46.742	10	175	KENDLE	1:50.559	1:51.579	1.020
11	98	DICKINSON	1:04.258	6	SHAILER	46.964	11	98	DICKINSON	1:51.000	1:51.000	0.000
12	6	SHAILER	1:04.453	175	KENDLE	46.978	12	6	SHAILER	1:51.417	1:51.417	0.000
13	147	TAYLOR	1:05.730	147	TAYLOR	47.472	13	147	TAYLOR	1:53.202	1:53.202	0.000
14	333	HOUGHTON	1:06.303	333	HOUGHTON	48.196	14	333	HOUGHTON	1:54.499	1:54.499	0.000
15	17	BAKER	1:06.868	17	BAKER	48.446	15	17	BAKER	1:55.314	1:56.377	1.063
16	12	COMBRINCK	1:06.951	12	COMBRINCK	48.637	16	12	COMBRINCK	1:55.588	1:55.784	0.196
17	114	MARTIN	1:07.854	114	MARTIN	49.088	17	114	MARTIN	1:56.942	1:57.241	0.299
18	15	SIEMIENIUK-JUZWIUK	1:08.546	15	SIEMIENIUK-JUZWIUK	49.623	18	15	SIEMIENIUK-JUZWIUK	1:58.169	1:58.518	0.349
19	76	BYARD	1:09.345	76	BYARD	51.014	19	76	BYARD	2:00.359	2:00.359	0.000

Weather / Track : Cloudy / Drying

Results can be found at www.tsl-timing.com

Cadwell Park
Circuit Length = 2.1800 miles
Start: 11:02 Flag 11:19 End: 11:21

Printed - 11:26 Saturday, 27 April 2019



ROW 9	25	646	Sukhminder RAI	26	333	Andrew HOUGHTON	1:54.499	1			
ROW 8		22	173	Stephen DRAPER	23	24	Alan SMITH		24	64	Craig CARR
ROW 7	19	212	Oilly SAVAGE	20	70	Paul MACKEY		21	127	George HINDLE	
ROW 6		16	114	Ricky MARTIN	17	15	Mariusz SIEMIENIUK-JUZWIUK	1:58.518	18	76	Jason BYARD
ROW 5	13	147	Clayton TAYLOR	14	12	David COMBRINCK	1:55.784	15	17	Philip BAKER	1:56.377
ROW 4		10	98	Rick DICKINSON	11	6	Dan SHAILER	1:51.417	12	175	Mark KENDLE
ROW 3	7	272	Daniel JOHNSON	8	16	Glenn WALSH	1:48.800	9	101	Joe AKROYD	1:49.589
ROW 2		4	60	Peter BAKER	5	29	Mark BRIDGER	1:47.386	6	72	Michael O'BRIEN
ROW 1	1	40	Aiden PATMORE	2	35	Robert CRESSWELL	1:45.766	3	39	Max MORGAN	1:46.529
			Pole								

Cadwell Park
Circuit Length = 2.1800 miles

These results are provisional until the conclusion of any judicial and technical matters.

Clerk Of Course :		Timekeeper :	
-------------------	--	--------------	--

Results can be found at www.tsl-timing.com

Printed - 11:29 Saturday, 27 April 2019





RACE 7 - CLASSIFICATION

POS	NO	CL	PIC NAME	ENTRY	LAPS	TIME	GAP	DIFF	MPH	BEST	ON
1	40		1 Aiden PATMORE	Kawasaki - TBR Performance/NW Roofing	10	17:51.300			73.25	1:44.668	10
2	60		2 Peter BAKER	Kawasaki - Dodfrey Engineering	10	17:55.456	4.156	4.156	72.97	1:45.402	8
3	29	C	1 Mark BRIDGER	Yamaha - Moremoto	10	18:36.892	45.592	41.436	70.26	1:49.775	4
4	72		3 Michael O'BRIEN	Yamaha -	10	18:43.929	52.629	7.037	69.82	1:49.677	7
5	98		4 Rick DICKINSON	BMW - MotorcycleRaceParts.co.uk.co.uk	10	18:55.117	1:03.817	11.188	69.13	1:49.496	10
6	272	C	2 Daniel JOHNSON	BMW -	10	18:57.152	1:05.852	2.035	69.01	1:50.952	5
7	35	C	3 Robert CRESSWELL	Kawasaki - ODDJOBROB Racing	10	18:59.601	1:08.301	2.449	68.86	1:51.662	10
8	6		5 Dan SHAILER	Yamaha - McShailer Racing	10	19:00.593	1:09.293	0.992	68.80	1:51.694	9
9	101		6 Joe AKROYD	Kawasaki -	10	19:11.361	1:20.061	10.768	68.16	1:52.951	10
10	147		7 Clayton TAYLOR	Kawasaki - M J B Civils Ltd	10	19:11.395	1:20.095	0.034	68.16	1:51.214	10
11	17		8 Philip BAKER	BMW - Ashford accident repair center Godfrey plas	10	19:41.107	1:49.807	29.712	66.44	1:55.438	10
12	333	C	4 Andrew HOUGHTON	Yamaha - Yamaha UK	9	17:52.420	1 Lap	1 Lap	65.86	1:55.122	7
13	175	C	5 Mark KENDLE	Kawasaki - LIMAR OILTOOLS	9	18:02.996	1 Lap	10.576	65.21	1:57.156	2

NOT CLASSIFIED

DNF	39	C	Max MORGAN	Kawasaki - MSS PERFORMANCE	7	13:24.210	3 Laps	2 Laps	68.31	1:51.888	4
DNF	16	C	Glenn WALSH	BMW - Walters Medical	3	5:31.953	7 Laps	4 Laps	70.92	1:47.492	3
DNF	76		Jason BYARD	Suzuki - May Construction	3	6:04.111	7 Laps	32.158	64.66	1:57.328	2
DNF	114	C	Ricky MARTIN	Honda - T.B.R Performance	2	4:08.921	8 Laps	1 Lap	63.05	2:00.859	2
DNF	212		Olly SAVAGE	Yamaha -	2	4:21.932	8 Laps	13.011	59.92	2:06.169	2
DNF	12		David COMBRINCK	Kawasaki -	0						
DNF	15	C	Mariusz SIEMIENIUK-JUZWIUK	BMW - BELMONT AUTO SERVICE	0						

FASTEST LAP

40	Aiden PATMORE	Kawasaki - TBR Performance/NW Roofing	10	1:44.668	74.98 mph	120.66 kph
16	Glenn WALSH	BMW - Walters Medical	3	1:47.492	73.01 mph	117.49 kph

Class - 92.5% of Race Speed = 67.75 mph
 Class C - 92.5% of Race Speed = 64.99 mph

Cadwell Park
 Circuit Length = 2.1800 miles
 Start: 15:02 Flag 15:20 End: 15:22

Weather / Track : Showers / Wet
 These results are provisional until the conclusion of any judicial and technical matters.

Clerk Of Course :	Timekeeper :
-------------------	--------------

Results can be found at www.tsl-timing.com

Printed - 15:23 Saturday, 27 April 2019



BMCRC - MRO Championships 2019 - Rnd 3 @ Cadwell Park

Reactive Parts MRO Powerbikes inc Racebuykz.com MRO Clubman 1000

RACE 7 - LAP CHART

LAP 1 @ 15:04:31.419		
NO	BEHIND	LAP TIME

60		1:55.234
40	0.237	1:55.471
16	0.455	1:55.689
272	2.995	1:58.229
29	3.419	1:58.653
35	5.583	2:00.817
39	6.367	2:01.601
101	6.735	2:01.969
72	7.095	2:02.329
6	7.858	2:03.092
98	9.206	2:04.440
175	10.970	2:06.204
76	11.281	2:06.515
17	12.150	2:07.384
147	12.710	2:07.944
114	12.828	2:08.062
333	13.412	2:08.646
212	20.529	2:15.763

LAP 2 @ 15:06:19.619		
NO	BEHIND	LAP TIME

60		1:48.200
40	0.712	1:48.675
16	1.027	1:48.772
29	5.898	1:50.679
39	11.648	1:53.481
72	12.075	1:53.180
35	12.307	1:54.924
101	13.295	1:54.760
6	14.536	1:54.878
98	16.840	1:55.834
272	17.526	2:02.731
175	19.926	1:57.156
76	20.409	1:57.328
17	22.174	1:58.224
147	22.577	1:58.067
114	25.487	2:00.859
333	25.577	2:00.365
212	38.498	2:06.169

LAP 3 @ 15:08:05.670		
NO	BEHIND	LAP TIME

60		1:46.051
40	0.599	1:45.938
16	2.468	1:47.492
29	9.630	1:49.783
72	16.511	1:50.487
39	18.032	1:52.435
35	19.218	1:52.962
101	22.213	1:54.969
6	22.543	1:54.058
272	22.924	1:51.449
98	24.870	1:54.081
175	31.746	1:57.871
147	33.217	1:56.691
17	34.219	1:58.096
76	34.626	2:00.268
333	38.217	1:58.691

LAP 4 @ 15:09:52.524		
NO	BEHIND	LAP TIME

60		1:46.854
40	0.229	1:46.484
29	12.551	1:49.775
72	20.595	1:50.938
39	23.066	1:51.888
35	25.131	1:52.767
272	28.312	1:52.242
6	29.553	1:53.864
101	31.370	1:56.011
98	31.396	1:53.380
147	42.721	1:56.358
175	43.951	1:59.059
17	44.575	1:57.210
333	51.642	2:00.279

LAP 5 @ 15:11:39.624		
NO	BEHIND	LAP TIME

60		1:47.100
40	0.202	1:47.073
29	17.173	1:51.722
72	25.113	1:51.618
39	29.700	1:53.734
35	31.434	1:53.403
272	32.164	1:50.952
6	35.816	1:53.363
98	36.896	1:52.600
101	38.419	1:54.149
147	49.246	1:53.625
175	54.154	1:57.303
17	54.397	1:56.922
333	1:02.745	1:58.203

LAP 6 @ 15:13:25.324		
NO	BEHIND	LAP TIME

40		1:45.498
60	1.268	1:46.968
29	23.622	1:52.149
72	30.480	1:51.067
272	38.837	1:52.373
39	39.078	1:55.078
35	39.583	1:53.849
6	43.214	1:53.098
98	43.426	1:52.230
101	47.798	1:55.079
147	55.978	1:52.432
17	1:04.898	1:56.201
175	1:08.402	1:59.948
333	1:13.728	1:56.683

LAP 7 @ 15:15:12.133		
NO	BEHIND	LAP TIME

40		1:46.809
60	0.524	1:46.065
29	27.914	1:51.101
72	33.348	1:49.677
272	44.986	1:52.958
35	46.515	1:53.741
39	48.262	1:55.993
6	49.079	1:52.674
98	49.403	1:52.786

101	54.021	1:53.032
147	1:01.220	1:52.051
17	1:14.845	1:56.756
175	1:21.757	2:00.164
333	1:22.041	1:55.122

LAP 8 @ 15:16:57.361		
NO	BEHIND	LAP TIME

40		1:45.228
60	0.698	1:45.402
29	33.629	1:50.943
72	38.131	1:50.011
272	51.765	1:52.007
35	53.651	1:52.364
98	54.362	1:50.187
6	56.011	1:52.160
101	1:02.815	1:54.022
147	1:07.348	1:51.356
17	1:27.525	1:57.908
333	1:34.704	1:57.891
175	1:38.499	2:01.970

LAP 9 @ 15:18:42.817		
NO	BEHIND	LAP TIME

40		1:45.456
60	0.645	1:45.403
29	38.876	1:50.703
72	44.622	1:51.947
272	58.158	1:51.849
98	58.989	1:50.083
35	1:01.307	1:53.112
6	1:02.249	1:51.694
101	1:11.778	1:54.419
147	1:13.549	1:51.657
17	1:39.037	1:56.968

LAP 10 @ 15:20:27.485		
NO	BEHIND	LAP TIME

40		1:44.668
333	1 Lap	1:56.540
60	4.156	1:48.179
175	1 Lap	2:03.321
29	45.592	1:51.384
72	52.629	1:52.675
98	1:03.817	1:49.496
272	1:05.852	1:52.362
35	1:08.301	1:51.662
6	1:09.293	1:51.712
101	1:20.061	1:52.951
147	1:20.095	1:51.214
17	1:49.807	1:55.438

Cadwell Park

Circuit Length = 2.1800 miles

Start: 15:02 Flag 15:20 End: 15:22

Weather / Track : Showers / Wet

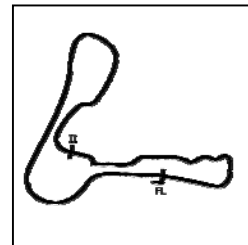
Results can be found at www.tsl-timing.com

Printed - 15:25 Saturday, 27 April 2019

BMCRC - MRO Championships 2019 - Rnd 3 @ Cadwell Park

Reactive Parts MRO Powerbikes inc Racebuykz.com MRO Clubman 1000

RACE 7 - SECTOR ANALYSIS



SECTOR 1 = FL to I1, SECTOR 2 = I1 to FL, DIFF = Difference To Personal Best Lap, P = Crossed Finish Line in Pit Lane, D = Time Disallowed

P1 40		Aiden PATMORE		Kawasaki - TBR Performance/NW Roofing		
IDEAL LAP TIME : 1:44.668		BEST LAP TIME : 1:44.668		DIFFERENCE : 0.000		
LAP	SECTOR 1	SECTOR 2	LAP TIME	MPH	DIFF	TIME OF DAY
1 -		46.322	1:55.471	67.96	10.803	15:04:31.656
2 -	1:02.888	45.787	1:48.675	72.21	4.007	15:06:20.331
3 -	1:01.564	44.374	1:45.938	74.08	1.270	15:08:06.269
4 -	1:01.540	44.944	1:46.484	73.70	1.816	15:09:52.753
5 -	1:02.383	44.690	1:47.073	73.29	2.405	15:11:39.826
6 -	1:00.686	44.812	1:45.498	74.39	0.830	15:13:25.324
7 -	1:01.922	44.887	1:46.809	73.47	2.141	15:15:12.133
8 -	1:00.967	44.261	1:45.228 (2)	74.58	0.560	15:16:57.361
9 -	1:01.020	44.436	1:45.456 (3)	74.42	0.788	15:18:42.817
10 -	1:00.463	44.205	1:44.668 (1)	74.98		15:20:27.485

P2 60		Peter BAKER		Kawasaki - Dodfrey Engineering		
IDEAL LAP TIME : 1:45.219		BEST LAP TIME : 1:45.402		DIFFERENCE : 0.183		
LAP	SECTOR 1	SECTOR 2	LAP TIME	MPH	DIFF	TIME OF DAY
1 -		46.377	1:55.234	68.10	9.832	15:04:31.419
2 -	1:02.789	45.411	1:48.200	72.53	2.798	15:06:19.619
3 -	1:01.344	44.707	1:46.051 (3)	74.00	0.649	15:08:05.670
4 -	1:01.825	45.029	1:46.854	73.44	1.452	15:09:52.524
5 -	1:02.248	44.852	1:47.100	73.27	1.698	15:11:39.624
6 -	1:01.793	45.175	1:46.968	73.36	1.566	15:13:26.592
7 -	1:01.550	44.515	1:46.065	73.99	0.663	15:15:12.657
8 -	1:01.066	44.336	1:45.402 (1)	74.45		15:16:58.059
9 -	1:00.883	44.520	1:45.403 (2)	74.45	0.001	15:18:43.462
10 -	1:01.878	46.301	1:48.179	72.54	2.777	15:20:31.641

P3 29 C		Mark BRIDGER		Yamaha - Moremoto		
IDEAL LAP TIME : 1:49.410		BEST LAP TIME : 1:49.775		DIFFERENCE : 0.365		
LAP	SECTOR 1	SECTOR 2	LAP TIME	MPH	DIFF	TIME OF DAY
1 -		46.597	1:58.653	66.14	8.878	15:04:34.838
2 -	1:04.967	45.712	1:50.679 (3)	70.90	0.904	15:06:25.517
3 -	1:04.272	45.511	1:49.783 (2)	71.48	0.008	15:08:15.300
4 -	1:03.899	45.876	1:49.775 (1)	71.49		15:10:05.075
5 -	1:05.172	46.550	1:51.722	70.24	1.947	15:11:56.797
6 -	1:05.528	46.621	1:52.149	69.97	2.374	15:13:48.946
7 -	1:04.886	46.215	1:51.101	70.63	1.326	15:15:40.047
8 -	1:04.330	46.613	1:50.943	70.73	1.168	15:17:30.990
9 -	1:04.959	45.744	1:50.703	70.89	0.928	15:19:21.693
10 -	1:04.837	46.547	1:51.384	70.45	1.609	15:21:13.077

P4 72		Michael O'BRIEN		Yamaha -		
IDEAL LAP TIME : 1:49.677		BEST LAP TIME : 1:49.677		DIFFERENCE : 0.000		
LAP	SECTOR 1	SECTOR 2	LAP TIME	MPH	DIFF	TIME OF DAY
1 -		48.963	2:02.329	64.15	12.652	15:04:38.514
2 -	1:04.963	48.217	1:53.180	69.34	3.503	15:06:31.694
3 -	1:03.992	46.495	1:50.487 (3)	71.03	0.810	15:08:22.181
4 -	1:03.822	47.116	1:50.938	70.74	1.261	15:10:13.119
5 -	1:04.060	47.558	1:51.618	70.31	1.941	15:12:04.737
6 -	1:04.455	46.612	1:51.067	70.66	1.390	15:13:55.804
7 -	1:03.432	46.245	1:49.677 (1)	71.55		15:15:45.481
8 -	1:03.534	46.477	1:50.011 (2)	71.33	0.334	15:17:35.492
9 -	1:04.662	47.285	1:51.947	70.10	2.270	15:19:27.439
10 -	1:05.242	47.433	1:52.675	69.65	2.998	15:21:20.114

P5 98		Rick DICKINSON		BMW - MotorcycleRaceParts.co.uk.co.uk		
IDEAL LAP TIME : 1:49.496		BEST LAP TIME : 1:49.496		DIFFERENCE : 0.000		
LAP	SECTOR 1	SECTOR 2	LAP TIME	MPH	DIFF	TIME OF DAY

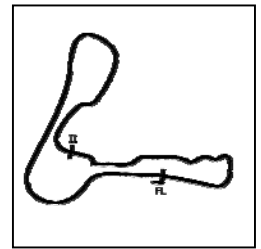
Weather / Track : Showers / Wet

Cadwell Park
Circuit Length = 2.1800 miles
Start: 15:02 Flag 15:20 End: 15:22

BMCRC - MRO Championships 2019 - Rnd 3 @ Cadwell Park

Reactive Parts MRO Powerbikes inc Racebuykz.com MRO Clubman 1000

RACE 7 - SECTOR ANALYSIS



SECTOR 1 = FL to I1, SECTOR 2 = I1 to FL, DIFF = Difference To Personal Best Lap, P = Crossed Finish Line in Pit Lane, D = Time Disallowed

1 -		48.680		2:04.440	63.06	14.944	15:04:40.625
2 -	1:07.405	48.429		1:55.834	67.75	6.338	15:06:36.459
3 -	1:06.256	47.825		1:54.081	68.79	4.585	15:08:30.540
4 -	1:05.011	48.369		1:53.380	69.21	3.884	15:10:23.920
5 -	1:05.237	47.363		1:52.600	69.69	3.104	15:12:16.520
6 -	1:04.937	47.293		1:52.230	69.92	2.734	15:14:08.750
7 -	1:05.617	47.169		1:52.786	69.58	3.290	15:16:01.536
8 -	1:04.026	46.161		1:50.187 (3)	71.22	0.691	15:17:51.723
9 -	1:03.870	46.213		1:50.083 (2)	71.29	0.587	15:19:41.806
10 -	1:03.452	46.044		1:49.496 (1)	71.67		15:21:31.302

LAP	SECTOR 1	SECTOR 2	LAP TIME	MPH	DIFF	TIME OF DAY
-----	----------	----------	----------	-----	------	-------------

P6 272 C Daniel JOHNSON			BMW -			
IDEAL LAP TIME : 1:50.952		BEST LAP TIME : 1:50.952		DIFFERENCE : 0.000		
1 -		46.689	1:58.229	66.37	7.277	15:04:34.414
2 -	1:15.438	47.293	2:02.731	63.94	11.779	15:06:37.145
3 -	1:04.783	46.666	1:51.449 (2)	70.41	0.497	15:08:28.594
4 -	1:05.383	46.859	1:52.242	69.92	1.290	15:10:20.836
5 -	1:04.366	46.586	1:50.952 (1)	70.73		15:12:11.788
6 -	1:04.842	47.531	1:52.373	69.83	1.421	15:14:04.161
7 -	1:05.601	47.357	1:52.958	69.47	2.006	15:15:57.119
8 -	1:04.768	47.239	1:52.007	70.06	1.055	15:17:49.126
9 -	1:05.042	46.807	1:51.849 (3)	70.16	0.897	15:19:40.975
10 -	1:05.387	46.975	1:52.362	69.84	1.410	15:21:33.337

LAP	SECTOR 1	SECTOR 2	LAP TIME	MPH	DIFF	TIME OF DAY
-----	----------	----------	----------	-----	------	-------------

P7 35 C Robert CRESSWELL			Kawasaki - ODDJOBROB Racing			
IDEAL LAP TIME : 1:51.662		BEST LAP TIME : 1:51.662		DIFFERENCE : 0.000		
1 -		48.424	2:00.817	64.95	9.155	15:04:37.002
2 -	1:06.222	48.702	1:54.924	68.28	3.262	15:06:31.926
3 -	1:05.456	47.506	1:52.962	69.47	1.300	15:08:24.888
4 -	1:05.367	47.400	1:52.767 (3)	69.59	1.105	15:10:17.655
5 -	1:05.388	48.015	1:53.403	69.20	1.741	15:12:11.058
6 -	1:06.120	47.729	1:53.849	68.93	2.187	15:14:04.907
7 -	1:06.305	47.436	1:53.741	68.99	2.079	15:15:58.648
8 -	1:04.991	47.373	1:52.364 (2)	69.84	0.702	15:17:51.012
9 -	1:05.514	47.598	1:53.112	69.38	1.450	15:19:44.124
10 -	1:04.959	46.703	1:51.662 (1)	70.28		15:21:35.786

LAP	SECTOR 1	SECTOR 2	LAP TIME	MPH	DIFF	TIME OF DAY
-----	----------	----------	----------	-----	------	-------------

P8 6 Dan SHAILER			Yamaha - McShailer Racing			
IDEAL LAP TIME : 1:51.105		BEST LAP TIME : 1:51.694		DIFFERENCE : 0.589		
1 -		48.885	2:03.092	63.75	11.398	15:04:39.277
2 -	1:06.426	48.452	1:54.878	68.31	3.184	15:06:34.155
3 -	1:06.190	47.868	1:54.058	68.80	2.364	15:08:28.213
4 -	1:06.220	47.644	1:53.864	68.92	2.170	15:10:22.077
5 -	1:06.061	47.302	1:53.363	69.22	1.669	15:12:15.440
6 -	1:05.354	47.744	1:53.098	69.39	1.404	15:14:08.538
7 -	1:05.160	47.514	1:52.674	69.65	0.980	15:16:01.212
8 -	1:05.426	46.734	1:52.160 (3)	69.97	0.466	15:17:53.372
9 -	1:04.536	47.158	1:51.694 (1)	70.26		15:19:45.066
10 -	1:04.371	47.341	1:51.712 (2)	70.25	0.018	15:21:36.778

LAP	SECTOR 1	SECTOR 2	LAP TIME	MPH	DIFF	TIME OF DAY
-----	----------	----------	----------	-----	------	-------------

P9 101 Joe AKROYD			Kawasaki -			
IDEAL LAP TIME : 1:52.951		BEST LAP TIME : 1:52.951		DIFFERENCE : 0.000		
1 -		48.925	2:01.969	64.34	9.018	15:04:38.154
2 -	1:06.577	48.183	1:54.760	68.38	1.809	15:06:32.914
3 -	1:06.600	48.369	1:54.969	68.26	2.018	15:08:27.883
4 -	1:07.102	48.909	1:56.011	67.64	3.060	15:10:23.894

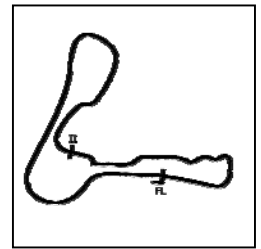
Weather / Track : Showers / Wet

Cadwell Park
Circuit Length = 2.1800 miles
Start: 15:02 Flag 15:20 End: 15:22

BMCRC - MRO Championships 2019 - Rnd 3 @ Cadwell Park

Reactive Parts MRO Powerbikes inc Racebuykz.com MRO Clubman 1000

RACE 7 - SECTOR ANALYSIS



SECTOR 1 = FL to I1, SECTOR 2 = I1 to FL, DIFF = Difference To Personal Best Lap, P = Crossed Finish Line in Pit Lane, D = Time Disallowed

5 -	1:06.374	47.775	1:54.149	68.75	1.198	15:12:18.043
6 -	1:06.694	48.385	1:55.079	68.19	2.128	15:14:13.122
7 -	1:05.656	47.376	1:53.032 (2)	69.43	0.081	15:16:06.154
8 -	1:06.361	47.661	1:54.022 (3)	68.82	1.071	15:18:00.176
9 -	1:06.399	48.020	1:54.419	68.59	1.468	15:19:54.595
10 -	1:05.638	47.313	1:52.951 (1)	69.48		15:21:47.546

P10 147 Clayton TAYLOR		Kawasaki - M J B Civils Ltd				
IDEAL LAP TIME : 1:51.019		BEST LAP TIME : 1:51.214		DIFFERENCE : 0.195		
LAP	SECTOR 1	SECTOR 2	LAP TIME	MPH	DIFF	TIME OF DAY
1 -		50.309	2:07.944	61.33	16.730	15:04:44.129
2 -	1:08.388	49.679	1:58.067	66.47	6.853	15:06:42.196
3 -	1:07.053	49.638	1:56.691	67.25	5.477	15:08:38.887
4 -	1:07.577	48.781	1:56.358	67.44	5.144	15:10:35.245
5 -	1:05.599	48.026	1:53.625	69.06	2.411	15:12:28.870
6 -	1:04.902	47.530	1:52.432	69.80	1.218	15:14:21.302
7 -	1:04.499	47.552	1:52.051	70.04	0.837	15:16:13.353
8 -	1:03.993	47.363	1:51.356 (2)	70.47	0.142	15:18:04.709
9 -	1:04.314	47.343	1:51.657 (3)	70.28	0.443	15:19:56.366
10 -	1:04.188	47.026	1:51.214 (1)	70.56		15:21:47.580

P11 17 Philip BAKER		BMW - Ashford accident repair center Godfrey plastering servic				
IDEAL LAP TIME : 1:55.438		BEST LAP TIME : 1:55.438		DIFFERENCE : 0.000		
LAP	SECTOR 1	SECTOR 2	LAP TIME	MPH	DIFF	TIME OF DAY
1 -		50.318	2:07.384	61.60	11.946	15:04:43.569
2 -	1:08.476	49.748	1:58.224	66.38	2.786	15:06:41.793
3 -	1:07.128	50.968	1:58.096	66.45	2.658	15:08:39.889
4 -	1:07.107	50.103	1:57.210	66.95	1.772	15:10:37.099
5 -	1:07.077	49.845	1:56.922	67.12	1.484	15:12:34.021
6 -	1:07.268	48.933	1:56.201 (2)	67.53	0.763	15:14:30.222
7 -	1:07.478	49.278	1:56.756 (3)	67.21	1.318	15:16:26.978
8 -	1:08.624	49.284	1:57.908	66.56	2.470	15:18:24.886
9 -	1:07.824	49.144	1:56.968	67.09	1.530	15:20:21.854
10 -	1:06.739	48.699	1:55.438 (1)	67.98		15:22:17.292

P12 333 C Andrew HOUGHTON		Yamaha - Yamaha UK				
IDEAL LAP TIME : 1:55.122		BEST LAP TIME : 1:55.122		DIFFERENCE : 0.000		
LAP	SECTOR 1	SECTOR 2	LAP TIME	MPH	DIFF	TIME OF DAY
1 -		49.596	2:08.646	61.00	13.524	15:04:44.831
2 -	1:09.915	50.450	2:00.365	65.20	5.243	15:06:45.196
3 -	1:09.301	49.390	1:58.691	66.12	3.569	15:08:43.887
4 -	1:10.471	49.808	2:00.279	65.24	5.157	15:10:44.166
5 -	1:09.044	49.159	1:58.203	66.39	3.081	15:12:42.369
6 -	1:08.104	48.579	1:56.683 (3)	67.25	1.561	15:14:39.052
7 -	1:06.650	48.472	1:55.122 (1)	68.17		15:16:34.174
8 -	1:09.291	48.600	1:57.891	66.57	2.769	15:18:32.065
9 -	1:07.883	48.657	1:56.540 (2)	67.34	1.418	15:20:28.605

P13 175 C Mark KENDLE		Kawasaki - LIMAR OILTOOLS				
IDEAL LAP TIME : 1:55.602		BEST LAP TIME : 1:57.156		DIFFERENCE : 1.554		
LAP	SECTOR 1	SECTOR 2	LAP TIME	MPH	DIFF	TIME OF DAY
1 -		50.180	2:06.204	62.18	9.048	15:04:42.389
2 -	1:08.374	48.782	1:57.156 (1)	66.98		15:06:39.545
3 -	1:07.818	50.053	1:57.871 (3)	66.58	0.715	15:08:37.416
4 -	1:08.606	50.453	1:59.059	65.91	1.903	15:10:36.475
5 -	1:06.820	50.483	1:57.303 (2)	66.90	0.147	15:12:33.778
6 -	1:09.439	50.509	1:59.948	65.42	2.792	15:14:33.726
7 -	1:09.568	50.596	2:00.164	65.31	3.008	15:16:33.890
8 -	1:10.416	51.554	2:01.970	64.34	4.814	15:18:35.860
9 -	1:12.037	51.284	2:03.321	63.63	6.165	15:20:39.181

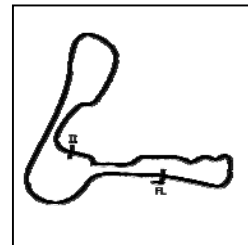
Weather / Track : Showers / Wet

Cadwell Park
Circuit Length = 2.1800 miles
Start: 15:02 Flag 15:20 End: 15:22

BMCRC - MRO Championships 2019 - Rnd 3 @ Cadwell Park

Reactive Parts MRO Powerbikes inc Racebuykz.com MRO Clubman 1000

RACE 7 - SECTOR ANALYSIS



SECTOR 1 = FL to I1, SECTOR 2 = I1 to FL, DIFF = Difference To Personal Best Lap, P = Crossed Finish Line in Pit Lane, D = Time Disallowed

P14 39 C		Max MORGAN		Kawasaki - MSS PERFORMANCE		
IDEAL LAP TIME : 1:51.628		BEST LAP TIME : 1:51.888		DIFFERENCE : 0.260		
LAP	SECTOR 1	SECTOR 2	LAP TIME	MPH	DIFF	TIME OF DAY
1 -		48.946	2:01.601	64.53	9.713	15:04:37.786
2 -	1:05.117	48.364	1:53.481 (3)	69.15	1.593	15:06:31.267
3 -	1:04.520	47.915	1:52.435 (2)	69.80	0.547	15:08:23.702
4 -	1:03.713	48.175	1:51.888 (1)	70.14		15:10:15.590
5 -	1:04.967	48.767	1:53.734	69.00	1.846	15:12:09.324
6 -	1:05.847	49.231	1:55.078	68.19	3.190	15:14:04.402
7 -	1:06.754	49.239	1:55.993	67.65	4.105	15:16:00.395

P15 16 C		Glenn WALSH		BMW - Walters Medical		
IDEAL LAP TIME : 1:47.492		BEST LAP TIME : 1:47.492		DIFFERENCE : 0.000		
LAP	SECTOR 1	SECTOR 2	LAP TIME	MPH	DIFF	TIME OF DAY
1 -		46.317	1:55.689	67.83	8.197	15:04:31.874
2 -	1:02.948	45.824	1:48.772 (2)	72.15	1.280	15:06:20.646
3 -	1:02.330	45.162	1:47.492 (1)	73.01		15:08:08.138

P16 76		Jason BYARD		Suzuki - May Construction		
IDEAL LAP TIME : 1:57.090		BEST LAP TIME : 1:57.328		DIFFERENCE : 0.238		
LAP	SECTOR 1	SECTOR 2	LAP TIME	MPH	DIFF	TIME OF DAY
1 -		50.171	2:06.515	62.03	9.187	15:04:42.700
2 -	1:08.742	48.586	1:57.328 (1)	66.88		15:06:40.028
3 -	1:08.504	51.764	2:00.268 (2)	65.25	2.940	15:08:40.296

P17 114 C		Ricky MARTIN		Honda - T.B.R Performance		
IDEAL LAP TIME : 1:59.777		BEST LAP TIME : 2:00.859		DIFFERENCE : 1.082		
LAP	SECTOR 1	SECTOR 2	LAP TIME	MPH	DIFF	TIME OF DAY
1 -		49.379	2:08.062	61.28	7.203	15:04:44.247
2 -	1:10.398	50.461	2:00.859 (1)	64.93		15:06:45.106

P18 212		Oilly SAVAGE		Yamaha -		
IDEAL LAP TIME : 2:06.169		BEST LAP TIME : 2:06.169		DIFFERENCE : 0.000		
LAP	SECTOR 1	SECTOR 2	LAP TIME	MPH	DIFF	TIME OF DAY
1 -		53.121	2:15.763	57.80	9.594	15:04:51.948
2 -	1:14.156	52.013	2:06.169 (1)	62.20		15:06:58.117

BMCRC - MRO Championships 2019 - Rnd 3 @ Cadwell Park

Reactive Parts MRO Powerbikes inc Racebuykz.com MRO Clubman 1000

RACE 7 - BEST SECTORS

SECTOR 1			SECTOR 2			IDEAL / BEST COMPARISON						
POS	NO	NAME	TIME	NO	NAME	TIME	POS	NO	NAME	IDEAL	BEST	DIFF
									PERFECT LAP	1:44.668		
1	40	PATMORE	1:00.463	40	PATMORE	44.205	1	40	PATMORE	1:44.668	1:44.668	0.000
2	60	BAKER	1:00.883	60	BAKER	44.336	2	60	BAKER	1:45.219	1:45.402	0.183
3	16	WALSH	1:02.330	16	WALSH	45.162	3	16	WALSH	1:47.492	1:47.492	0.000
4	72	O'BRIEN	1:03.432	29	BRIDGER	45.511	4	29	BRIDGER	1:49.410	1:49.775	0.365
5	98	DICKINSON	1:03.452	98	DICKINSON	46.044	5	98	DICKINSON	1:49.496	1:49.496	0.000
6	39	MORGAN	1:03.713	72	O'BRIEN	46.245	6	72	O'BRIEN	1:49.677	1:49.677	0.000
7	29	BRIDGER	1:03.899	272	JOHNSON	46.586	7	272	JOHNSON	1:50.952	1:50.952	0.000
8	147	TAYLOR	1:03.993	35	CRESSWELL	46.703	8	147	TAYLOR	1:51.019	1:51.214	0.195
9	272	JOHNSON	1:04.366	6	SHAILER	46.734	9	6	SHAILER	1:51.105	1:51.694	0.589
10	6	SHAILER	1:04.371	147	TAYLOR	47.026	10	39	MORGAN	1:51.628	1:51.888	0.260
11	35	CRESSWELL	1:04.959	101	AKROYD	47.313	11	35	CRESSWELL	1:51.662	1:51.662	0.000
12	101	AKROYD	1:05.638	39	MORGAN	47.915	12	101	AKROYD	1:52.951	1:52.951	0.000
13	333	HOUGHTON	1:06.650	333	HOUGHTON	48.472	13	333	HOUGHTON	1:55.122	1:55.122	0.000
14	17	BAKER	1:06.739	76	BYARD	48.586	14	17	BAKER	1:55.438	1:55.438	0.000
15	175	KENDLE	1:06.820	17	BAKER	48.699	15	175	KENDLE	1:55.602	1:57.156	1.554
16	76	BYARD	1:08.504	175	KENDLE	48.782	16	76	BYARD	1:57.090	1:57.328	0.238
17	114	MARTIN	1:10.398	114	MARTIN	49.379	17	114	MARTIN	1:59.777	2:00.859	1.082
18	212	SAVAGE	1:14.156	212	SAVAGE	52.013	18	212	SAVAGE	2:06.169	2:06.169	0.000
19												
20												

Weather / Track : Showers / Wet

Results can be found at www.tsl-timing.com

Cadwell Park
Circuit Length = 2.1800 miles
Start: 15:02 Flag 15:20 End: 15:22

Printed - 15:25 Saturday, 27 April 2019



ROW 9	25	646	Sukhminder RAI	26	333	Andrew HOUGHTON	1			
ROW 8		22	173	Stephen DRAPER	23	24	Alan SMITH	24	64	Craig CARR
ROW 7	19	15	Mariusz SIEMIENIUK-JUZWIUK	20	70	Paul MACKEY	21	127	George HINDLE	
ROW 6		16	114	Ricky MARTIN	17	212	Olly SAVAGE	18	12	David COMBRINCK
ROW 5	13	17	Philip BAKER	14	175	Mark KENDLE	15	76	Jason BYARD	
ROW 4		10	6	Dan SHAILER	11	39	Max MORGAN	12	101	Joe AKROYD
ROW 3	7	272	Daniel JOHNSON	8	147	Clayton TAYLOR	9	35	Robert CRESSWELL	
ROW 2		4	98	Rick DICKINSON	5	72	Michael O'BRIEN	6	29	Mark BRIDGER
ROW 1	1	40	Aiden PATMORE	2	60	Peter BAKER	3	16	Glenn WALSH	
			Pole							

Cadwell Park
Circuit Length = 2.1800 miles

These results are provisional until the conclusion of any judicial and technical matters.

Clerk Of Course :	Timekeeper :
-------------------	--------------

Results can be found at www.tsl-timing.com

Printed - 15:28 Saturday, 27 April 2019



BMCRC - MRO Championships 2019 - Rnd 3 @ Cadwell Park

Reactive Parts MRO Powerbikes inc Racebuykz.com MRO Clubman 1000



RACE 7 - CLASSIFICATION

POS	NO	CL	PIC NAME	ENTRY	LAPS	TIME	GAP	DIFF	MPH	BEST	ON
1	72		1 Michael O'BRIEN	Yamaha -	11	17:19.212			83.07	1:32.960	5
2	40		2 Aiden PATMORE	Kawasaki - TBR Performance/NW Roofing	11	17:32.527	13.315	13.315	82.02	1:33.727	6
3	272	C	1 Daniel JOHNSON	BMW -	11	17:36.854	17.642	4.327	81.68	1:34.388	10
4	29	C	2 Mark BRIDGER	Yamaha - Moremoto	11	17:38.043	18.831	1.189	81.59	1:34.287	10
5	101		3 Joe AKROYD	Kawasaki -	11	17:40.282	21.070	2.239	81.42	1:34.221	8
6	98		4 Rick DICKINSON	BMW - MotorcycleRaceParts.co.uk.co.uk	11	17:55.434	36.222	15.152	80.27	1:36.164	11
7	16	C	3 Glenn WALSH	BMW - Walters Medical	11	17:59.034	39.822	3.600	80.00	1:36.270	4
8	175	C	4 Mark KENDLE	Kawasaki - LiMAR OILTOOLS	11	17:59.822	40.610	0.788	79.94	1:35.536	9
9	17		5 Philip BAKER	BMW - Ashford accident repair center Godfrey plas	11	18:12.133	52.921	12.311	79.04	1:35.936	11
10	39	C	5 Max MORGAN	Kawasaki - MSS PERFORMANCE	11	18:16.341	57.129	4.208	78.74	1:37.707	11
11	6		6 Dan SHAILER	Yamaha - McShailer Racing	11	18:16.562	57.350	0.221	78.72	1:37.574	11
12	76		7 Jason BYARD	Suzuki - May Construction	11	18:16.611	57.399	0.049	78.72	1:35.650	10
13	35*	C	6 Robert CRESSWELL	Kawasaki - ODDJOBROB Racing	11	18:26.201	1:06.989	9.590	78.04	1:39.128	8
14	15	C	7 Mariusz SIEMIENIUK-JUZWIUK	BMW - BELMONT AUTO SERVICE	11	18:28.285	1:09.073	2.084	77.89	1:37.213	8
15	24		8 Alan SMITH	Kawasaki - Orwells Mcs	11	18:36.993	1:17.781	8.708	77.28	1:38.512	8
16	147		9 Clayton TAYLOR	Kawasaki - M J B Civils Ltd	11	18:37.380	1:18.168	0.387	77.25	1:39.061	2
17	212		10 Olly SAVAGE	Yamaha -	11	18:46.149	1:26.937	8.769	76.65	1:40.234	10
18	333	C	8 Andrew HOUGHTON	Yamaha - Yamaha UK	11	18:46.326	1:27.114	0.177	76.64	1:40.260	9
19	64		11 Craig CARR	BMW - Fairburn Heating Solutions / Jones Dorling R	10	18:09.318	1 Lap	1 Lap	72.04	1:47.163	7

NOT CLASSIFIED

DNF	60		Peter BAKER	Kawasaki - Dodfrey Engineering	3	4:51.304	8 Laps	7 Laps	80.82	1:34.517	3
DNF	114	C	Ricky MARTIN	Honda - T.B.R Performance	2	3:42.482	9 Laps	1 Lap	70.54	1:46.049	2

FASTEST LAP

	72		Michael O'BRIEN	Yamaha -	5	1:32.960			84.42 mph	135.86 kph	
	29	C	Mark BRIDGER	Yamaha - Moremoto	10	1:34.287			83.23 mph	133.95 kph	

No. 35 - Please fit working transponder
Class - 92.5% of Race Speed = 76.83 mph
Class C - 92.5% of Race Speed = 75.55 mph

Cadwell Park
 Circuit Length = 2.1800 miles
 Start: 13:10 Flag 13:27 End: 13:29

Weather / Track : Cloudy / Drying
 These results are provisional until the conclusion of any judicial and technical matters.

Clerk Of Course :	Timekeeper :
-------------------	--------------

Results can be found at www.tsl-timing.com

Printed - 13:31 Sunday, 28 April 2019



BMCRC - MRO Championships 2019 - Rnd 3 @ Cadwell Park

Reactive Parts MRO Powerbikes inc Racebuykz.com MRO Clubman 1000

RACE 7 - LAP CHART

LAP 1 @ 13:12:17.571

NO	BEHIND	LAP TIME
60		1:42.172
40	0.720	1:42.892
72	0.776	1:42.948
98	3.043	1:45.215
29	3.576	1:45.748
272	4.071	1:46.243
16	4.537	1:46.709
101	5.396	1:47.568
35	5.526	1:47.698
6	6.818	1:48.990
39	7.412	1:49.584
175	7.543	1:49.715
17	7.707	1:49.879
147	8.309	1:50.481
212	12.594	1:54.766
76	12.991	1:55.163
15	13.190	1:55.362
24	13.216	1:55.388
114	14.261	1:56.433
333	14.308	1:56.480
64	16.221	1:58.393

LAP 2 @ 13:13:52.186

NO	BEHIND	LAP TIME
60		1:34.615
40	0.547	1:34.442
72	0.603	1:34.442
98	5.130	1:36.702
29	5.429	1:36.468
272	5.842	1:36.386
16	6.320	1:36.398
101	8.105	1:37.324
35	10.370	1:39.459
6	10.969	1:38.766
39	11.268	1:38.471
175	11.655	1:38.727
17	11.891	1:38.799
147	12.755	1:39.061
212	21.063	1:43.084
24	21.091	1:42.490
76	21.511	1:43.135
15	21.591	1:43.016
333	22.265	1:42.572
114	25.695	1:46.049
64	28.819	1:47.213

LAP 3 @ 13:15:26.703

NO	BEHIND	LAP TIME
60		1:34.517
72	0.364	1:34.278
40	0.394	1:34.364
29	6.265	1:35.353
272	7.459	1:36.134
16	8.205	1:36.402
98	9.114	1:38.501
101	9.705	1:36.117
35	15.431	1:39.578
39	15.772	1:39.021
175	16.210	1:39.072
6	16.253	1:39.801
17	16.514	1:39.140

147	18.008	1:39.770
24	27.000	1:40.426
212	27.989	1:41.443
76	28.171	1:41.177
15	28.183	1:41.109
333	29.059	1:41.311
64	42.156	1:47.854

LAP 4 @ 13:17:01.270

NO	BEHIND	LAP TIME
40		1:34.173
72	0.022	1:34.225
29	6.690	1:34.992
272	7.944	1:35.052
16	9.908	1:36.270
98	11.110	1:36.563
101	11.379	1:36.241
175	19.796	1:38.153
39	20.859	1:39.654
6	21.068	1:39.382
17	21.290	1:39.343
35	22.123	1:41.259
147	24.882	1:41.441
24	32.701	1:40.268
76	32.870	1:39.266
15	34.626	1:41.010
212	34.685	1:41.263
333	35.109	1:40.617
64	55.500	1:47.911

LAP 5 @ 13:18:34.252

NO	BEHIND	LAP TIME
72		1:32.960
40	0.879	1:33.861
29	8.959	1:35.251
272	9.982	1:35.020
16	13.421	1:36.495
101	13.586	1:35.189
98	14.615	1:36.487
175	22.606	1:35.792
6	26.832	1:38.746
17	27.333	1:39.025
39	27.344	1:39.467
35	28.351	1:39.210
147	34.011	1:42.111
76	36.976	1:37.088
24	39.204	1:39.485
15	42.053	1:40.409
212	42.136	1:40.433
333	42.561	1:40.434
64	1:11.554	1:49.036

LAP 6 @ 13:20:07.337

NO	BEHIND	LAP TIME
72		1:33.085
40	1.521	1:33.727
29	11.238	1:35.364
272	11.530	1:34.633
101	15.500	1:34.999
16	17.239	1:36.903
98	18.344	1:36.814
175	25.460	1:35.939
6	32.248	1:38.501

17	32.744	1:38.496
39	33.970	1:39.711
35	34.939	1:39.673
76	42.412	1:38.521
147	42.467	1:41.541
24	45.834	1:39.715
15	46.948	1:37.980
212	50.348	1:41.297
333	50.576	1:41.100
64	1:26.378	1:47.909

LAP 7 @ 13:21:40.366

NO	BEHIND	LAP TIME
72		1:33.029
40	2.737	1:34.245
29	13.517	1:35.308
272	13.892	1:35.391
101	17.344	1:34.873
16	22.369	1:38.159
98	23.008	1:37.693
175	28.965	1:36.534
6	37.745	1:38.526
17	37.891	1:38.176
39	39.816	1:38.875
35	41.377	1:39.467
76	45.581	1:36.198
147	49.810	1:40.372
15	51.518	1:37.599
24	52.859	1:40.054
212	58.766	1:41.447
333	58.950	1:41.403

LAP 8 @ 13:23:13.466

NO	BEHIND	LAP TIME
72		1:33.100
40	5.623	1:35.986
64	1 Lap	1:47.163
29	15.148	1:34.731
272	15.335	1:34.543
101	18.465	1:34.221
16	26.965	1:37.696
98	27.011	1:37.103
175	32.320	1:36.455
6	43.202	1:38.557
17	43.350	1:38.559
39	44.727	1:38.011
35	47.405	1:39.128
76	48.749	1:36.268
15	55.631	1:37.213
147	58.119	1:41.409
24	58.271	1:38.512
212	1:06.305	1:40.639
333	1:06.446	1:40.596

LAP 9 @ 13:24:46.630

NO	BEHIND	LAP TIME
72		1:33.164
40	7.657	1:35.198
272	16.562	1:34.391
29	17.470	1:35.486
101	19.928	1:34.627
64	1 Lap	1:47.250
98	30.381	1:36.534

16	31.263	1:37.462
175	34.692	1:35.536
6	48.820	1:38.782
17	48.936	1:38.750
39	49.408	1:37.845
76	52.998	1:37.413
35	54.077	1:39.836
15	1:01.208	1:38.741
24	1:05.099	1:39.992
147	1:05.609	1:40.654
333	1:13.542	1:40.260
212	1:14.168	1:41.027

LAP 10 @ 13:26:20.083

NO	BEHIND	LAP TIME
72		1:33.453
40	10.298	1:36.094
272	17.497	1:34.388
29	18.304	1:34.287
101	21.011	1:34.536
98	34.586	1:37.658
16	36.131	1:38.321
64	1 Lap	1:48.281
175	37.539	1:36.300
17	51.513	1:36.030
39	53.950	1:37.995
6	54.304	1:38.937
76	55.195	1:35.650
35	1:00.840	1:40.216
15	1:06.050	1:38.295
24	1:11.391	1:39.745
147	1:11.761	1:39.605
333	1:20.430	1:40.341
212	1:20.949	1:40.234

LAP 11 @ 13:27:54.611

NO	BEHIND	LAP TIME
72		1:34.528
40	13.315	1:37.545
272	17.642	1:34.673
29	18.831	1:35.055
101	21.070	1:34.587
98	36.222	1:36.164
16	39.822	1:38.219
175	40.610	1:37.599
64	1 Lap	1:48.308
17	52.921	1:35.936
39	57.129	1:37.707
6	57.350	1:37.574
76	57.399	1:36.732
35	1:06.989	1:40.677
15	1:09.073	1:37.551
24	1:17.781	1:40.918
147	1:18.168	1:40.935
212	1:26.937	1:40.516
333	1:27.114	1:41.212

Cadwell Park

Circuit Length = 2.1800 miles

Start: 13:10 Flag 13:27 End: 13:29

Weather / Track : Cloudy / Drying

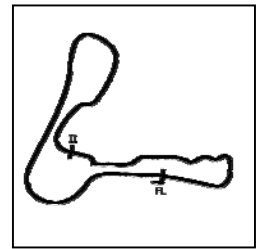
Results can be found at www.tsl-timing.com

Printed - 13:33 Sunday, 28 April 2019

BMCRC - MRO Championships 2019 - Rnd 3 @ Cadwell Park

Reactive Parts MRO Powerbikes inc Racebuykz.com MRO Clubman 1000

RACE 7 - SECTOR ANALYSIS



SECTOR 1 = FL to I1, SECTOR 2 = I1 to FL, DIFF = Difference To Personal Best Lap, P = Crossed Finish Line in Pit Lane, D = Time Disallowed

P1 72		Michael O'BRIEN		Yamaha -		
IDEAL LAP TIME : 1:32.658		BEST LAP TIME : 1:32.960		DIFFERENCE : 0.302		
LAP	SECTOR 1	SECTOR 2	LAP TIME	MPH	DIFF	TIME OF DAY
1 -		40.825	1:42.948	76.23	9.988	13:12:18.347
2 -	54.462	39.980	1:34.442	83.09	1.482	13:13:52.789
3 -	54.566	39.712	1:34.278	83.24	1.318	13:15:27.067
4 -	54.577	39.648	1:34.225	83.29	1.265	13:17:01.292
5 -	53.599	39.361	1:32.960 (1)	84.42		13:18:34.252
6 -	53.908	39.177	1:33.085 (3)	84.31	0.125	13:20:07.337
7 -	53.761	39.268	1:33.029 (2)	84.36	0.069	13:21:40.366
8 -	54.041	39.059	1:33.100	84.29	0.140	13:23:13.466
9 -	54.105	39.059	1:33.164	84.23	0.204	13:24:46.630
10 -	53.964	39.489	1:33.453	83.97	0.493	13:26:20.083
11 -	54.787	39.741	1:34.528	83.02	1.568	13:27:54.611

P2 40		Aiden PATMORE		Kawasaki - TBR Performance/NW Roofing		
IDEAL LAP TIME : 1:33.613		BEST LAP TIME : 1:33.727		DIFFERENCE : 0.114		
LAP	SECTOR 1	SECTOR 2	LAP TIME	MPH	DIFF	TIME OF DAY
1 -		41.004	1:42.892	76.27	9.165	13:12:18.291
2 -	54.373	40.069	1:34.442	83.09	0.715	13:13:52.733
3 -	54.474	39.890	1:34.364	83.16	0.637	13:15:27.097
4 -	54.326	39.847	1:34.173 (3)	83.33	0.446	13:17:01.270
5 -	54.082	39.779	1:33.861 (2)	83.61	0.134	13:18:35.131
6 -	53.834	39.893	1:33.727 (1)	83.73		13:20:08.858
7 -	54.159	40.086	1:34.245	83.27	0.518	13:21:43.103
8 -	54.378	41.608	1:35.986	81.76	2.259	13:23:19.089
9 -	54.673	40.525	1:35.198	82.43	1.471	13:24:54.287
10 -	55.128	40.966	1:36.094	81.67	2.367	13:26:30.381
11 -	55.829	41.716	1:37.545	80.45	3.818	13:28:07.926

P3 272 C		Daniel JOHNSON		BMW -		
IDEAL LAP TIME : 1:34.167		BEST LAP TIME : 1:34.388		DIFFERENCE : 0.221		
LAP	SECTOR 1	SECTOR 2	LAP TIME	MPH	DIFF	TIME OF DAY
1 -		42.079	1:46.243	73.86	11.855	13:12:21.642
2 -	55.293	41.093	1:36.386	81.42	1.998	13:13:58.028
3 -	55.628	40.506	1:36.134	81.63	1.746	13:15:34.162
4 -	54.863	40.189	1:35.052	82.56	0.664	13:17:09.214
5 -	54.855	40.165	1:35.020	82.59	0.632	13:18:44.234
6 -	54.996	39.637	1:34.633	82.93	0.245	13:20:18.867
7 -	55.269	40.122	1:35.391	82.27	1.003	13:21:54.258
8 -	54.889	39.654	1:34.543 (3)	83.01	0.155	13:23:28.801
9 -	54.783	39.608	1:34.391 (2)	83.14	0.003	13:25:03.192
10 -	54.597	39.791	1:34.388 (1)	83.14		13:26:37.580
11 -	54.559	40.114	1:34.673	82.89	0.285	13:28:12.253

P4 29 C		Mark BRIDGER		Yamaha - Moremoto		
IDEAL LAP TIME : 1:33.996		BEST LAP TIME : 1:34.287		DIFFERENCE : 0.291		
LAP	SECTOR 1	SECTOR 2	LAP TIME	MPH	DIFF	TIME OF DAY
1 -		41.770	1:45.748	74.21	11.461	13:12:21.147
2 -	55.414	41.054	1:36.468	81.35	2.181	13:13:57.615
3 -	55.141	40.212	1:35.353	82.30	1.066	13:15:32.968
4 -	54.940	40.052	1:34.992 (3)	82.61	0.705	13:17:07.960
5 -	54.913	40.338	1:35.251	82.39	0.964	13:18:43.211
6 -	55.157	40.207	1:35.364	82.29	1.077	13:20:18.575
7 -	55.246	40.062	1:35.308	82.34	1.021	13:21:53.883
8 -	54.988	39.743	1:34.731 (2)	82.84	0.444	13:23:28.614
9 -	55.331	40.155	1:35.486	82.19	1.199	13:25:04.100
10 -	54.253	40.034	1:34.287 (1)	83.23		13:26:38.387
11 -	54.847	40.208	1:35.055	82.56	0.768	13:28:13.442

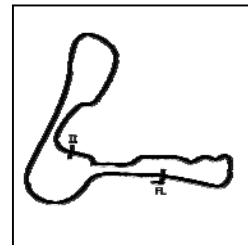
Weather / Track : Cloudy / Drying

Cadwell Park
Circuit Length = 2.1800 miles
Start: 13:10 Flag 13:27 End: 13:29

BMCRC - MRO Championships 2019 - Rnd 3 @ Cadwell Park

Reactive Parts MRO Powerbikes inc Racebuykz.com MRO Clubman 1000

RACE 7 - SECTOR ANALYSIS



SECTOR 1 = FL to I1, SECTOR 2 = I1 to FL, DIFF = Difference To Personal Best Lap, P = Crossed Finish Line in Pit Lane, D = Time Disallowed

P5 101		Joe AKROYD		Kawasaki -		
IDEAL LAP TIME : 1:34.221		BEST LAP TIME : 1:34.221		DIFFERENCE : 0.000		
LAP	SECTOR 1	SECTOR 2	LAP TIME	MPH	DIFF	TIME OF DAY
1 -		42.091	1:47.568	72.95	13.347	13:12:22.967
2 -	55.942	41.382	1:37.324	80.63	3.103	13:14:00.291
3 -	55.541	40.576	1:36.117	81.65	1.896	13:15:36.408
4 -	55.335	40.906	1:36.241	81.54	2.020	13:17:12.649
5 -	54.750	40.439	1:35.189	82.44	0.968	13:18:47.838
6 -	54.683	40.316	1:34.999	82.61	0.778	13:20:22.837
7 -	54.747	40.126	1:34.873	82.72	0.652	13:21:57.710
8 -	54.151	40.070	1:34.221 (1)	83.29		13:23:31.931
9 -	54.368	40.259	1:34.627	82.93	0.406	13:25:06.558
10 -	54.424	40.112	1:34.536 (2)	83.01	0.315	13:26:41.094
11 -	54.464	40.123	1:34.587 (3)	82.97	0.366	13:28:15.681

P6 98		Rick DICKINSON		BMW - MotorcycleRaceParts.co.uk.co.uk		
IDEAL LAP TIME : 1:36.162		BEST LAP TIME : 1:36.164		DIFFERENCE : 0.002		
LAP	SECTOR 1	SECTOR 2	LAP TIME	MPH	DIFF	TIME OF DAY
1 -		41.746	1:45.215	74.59	9.051	13:12:20.614
2 -	55.619	41.083	1:36.702	81.15	0.538	13:13:57.316
3 -	56.565	41.936	1:38.501	79.67	2.337	13:15:35.817
4 -	55.741	40.822	1:36.563	81.27	0.399	13:17:12.380
5 -	55.684	40.803	1:36.487 (2)	81.33	0.323	13:18:48.867
6 -	55.696	41.118	1:36.814	81.06	0.650	13:20:25.681
7 -	56.218	41.475	1:37.693	80.33	1.529	13:22:03.374
8 -	56.116	40.987	1:37.103	80.82	0.939	13:23:40.477
9 -	55.775	40.759	1:36.534 (3)	81.29	0.370	13:25:17.011
10 -	55.686	41.972	1:37.658	80.36	1.494	13:26:54.669
11 -	55.403	40.761	1:36.164 (1)	81.61		13:28:30.833

P7 16 C		Glenn WALSH		BMW - Walters Medical		
IDEAL LAP TIME : 1:36.119		BEST LAP TIME : 1:36.270		DIFFERENCE : 0.151		
LAP	SECTOR 1	SECTOR 2	LAP TIME	MPH	DIFF	TIME OF DAY
1 -		42.247	1:46.709	73.54	10.439	13:12:22.108
2 -	55.474	40.924	1:36.398 (2)	81.41	0.128	13:13:58.506
3 -	55.383	41.019	1:36.402 (3)	81.40	0.132	13:15:34.908
4 -	55.477	40.793	1:36.270 (1)	81.52		13:17:11.178
5 -	55.759	40.736	1:36.495	81.33	0.225	13:18:47.673
6 -	56.068	40.835	1:36.903	80.98	0.633	13:20:24.576
7 -	57.045	41.114	1:38.159	79.95	1.889	13:22:02.735
8 -	56.247	41.449	1:37.696	80.33	1.426	13:23:40.431
9 -	56.327	41.135	1:37.462	80.52	1.192	13:25:17.893
10 -	56.032	42.289	1:38.321	79.82	2.051	13:26:56.214
11 -	56.596	41.623	1:38.219	79.90	1.949	13:28:34.433

P8 175 C		Mark KENDLE		Kawasaki - LIMAR OILTOOLS		
IDEAL LAP TIME : 1:35.536		BEST LAP TIME : 1:35.536		DIFFERENCE : 0.000		
LAP	SECTOR 1	SECTOR 2	LAP TIME	MPH	DIFF	TIME OF DAY
1 -		42.779	1:49.715	71.53	14.179	13:12:25.114
2 -	56.937	41.790	1:38.727	79.49	3.191	13:14:03.841
3 -	57.086	41.986	1:39.072	79.21	3.536	13:15:42.913
4 -	56.751	41.402	1:38.153	79.95	2.617	13:17:21.066
5 -	55.112	40.680	1:35.792 (2)	81.92	0.256	13:18:56.858
6 -	55.221	40.718	1:35.939 (3)	81.80	0.403	13:20:32.797
7 -	55.560	40.974	1:36.534	81.29	0.998	13:22:09.331
8 -	55.577	40.878	1:36.455	81.36	0.919	13:23:45.786
9 -	55.054	40.482	1:35.536 (1)	82.14		13:25:21.322
10 -	55.378	40.922	1:36.300	81.49	0.764	13:26:57.622
11 -	56.434	41.165	1:37.599	80.41	2.063	13:28:35.221

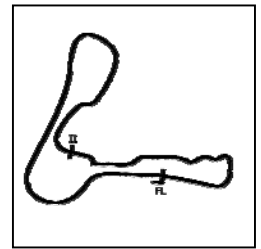
Weather / Track : Cloudy / Drying

Cadwell Park
Circuit Length = 2.1800 miles
Start: 13:10 Flag 13:27 End: 13:29

BMCRC - MRO Championships 2019 - Rnd 3 @ Cadwell Park

Reactive Parts MRO Powerbikes inc Racebuykz.com MRO Clubman 1000

RACE 7 - SECTOR ANALYSIS



SECTOR 1 = FL to I1, SECTOR 2 = I1 to FL, DIFF = Difference To Personal Best Lap, P = Crossed Finish Line in Pit Lane, D = Time Disallowed

P9 17 Philip BAKER		BMW - Ashford accident repair center Godfrey plastering servic				
IDEAL LAP TIME : 1:35.790		BEST LAP TIME : 1:35.936		DIFFERENCE : 0.146		
LAP	SECTOR 1	SECTOR 2	LAP TIME	MPH	DIFF	TIME OF DAY
1 -		42.662	1:49.879	71.42	13.943	13:12:25.278
2 -	57.141	41.658	1:38.799	79.43	2.863	13:14:04.077
3 -	57.156	41.984	1:39.140	79.16	3.204	13:15:43.217
4 -	57.380	41.963	1:39.343	78.99	3.407	13:17:22.560
5 -	56.780	42.245	1:39.025	79.25	3.089	13:19:01.585
6 -	57.057	41.439	1:38.496	79.67	2.560	13:20:40.081
7 -	56.625	41.551	1:38.176 (3)	79.93	2.240	13:22:18.257
8 -	56.951	41.608	1:38.559	79.62	2.623	13:23:56.816
9 -	57.111	41.639	1:38.750	79.47	2.814	13:25:35.566
10 -	55.599	40.431	1:36.030 (2)	81.72	0.094	13:27:11.596
11 -	55.359	40.577	1:35.936 (1)	81.80		13:28:47.532

P10 39 C Max MORGAN		Kawasaki - MSS PERFORMANCE				
IDEAL LAP TIME : 1:37.707		BEST LAP TIME : 1:37.707		DIFFERENCE : 0.000		
LAP	SECTOR 1	SECTOR 2	LAP TIME	MPH	DIFF	TIME OF DAY
1 -		42.792	1:49.584	71.61	11.877	13:12:24.983
2 -	56.782	41.689	1:38.471	79.69	0.764	13:14:03.454
3 -	56.935	42.086	1:39.021	79.25	1.314	13:15:42.475
4 -	57.091	42.563	1:39.654	78.75	1.947	13:17:22.129
5 -	56.718	42.749	1:39.467	78.90	1.760	13:19:01.596
6 -	56.944	42.767	1:39.711	78.70	2.004	13:20:41.307
7 -	56.728	42.147	1:38.875	79.37	1.168	13:22:20.182
8 -	56.257	41.754	1:38.011	80.07	0.304	13:23:58.193
9 -	56.202	41.643	1:37.845 (2)	80.20	0.138	13:25:36.038
10 -	56.253	41.742	1:37.995 (3)	80.08	0.288	13:27:14.033
11 -	56.140	41.567	1:37.707 (1)	80.32		13:28:51.740

P11 6 Dan SHAILER		Yamaha - McShailer Racing				
IDEAL LAP TIME : 1:37.574		BEST LAP TIME : 1:37.574		DIFFERENCE : 0.000		
LAP	SECTOR 1	SECTOR 2	LAP TIME	MPH	DIFF	TIME OF DAY
1 -		42.679	1:48.990	72.00	11.416	13:12:24.389
2 -	57.050	41.716	1:38.766	79.46	1.192	13:14:03.155
3 -	57.429	42.372	1:39.801	78.63	2.227	13:15:42.956
4 -	57.092	42.290	1:39.382	78.96	1.808	13:17:22.338
5 -	56.741	42.005	1:38.746	79.47	1.172	13:19:01.084
6 -	56.523	41.978	1:38.501 (2)	79.67	0.927	13:20:39.585
7 -	56.792	41.734	1:38.526 (3)	79.65	0.952	13:22:18.111
8 -	56.831	41.726	1:38.557	79.62	0.983	13:23:56.668
9 -	57.014	41.768	1:38.782	79.44	1.208	13:25:35.450
10 -	57.239	41.698	1:38.937	79.32	1.363	13:27:14.387
11 -	56.124	41.450	1:37.574 (1)	80.43		13:28:51.961

P12 76 Jason BYARD		Suzuki - May Construction				
IDEAL LAP TIME : 1:35.650		BEST LAP TIME : 1:35.650		DIFFERENCE : 0.000		
LAP	SECTOR 1	SECTOR 2	LAP TIME	MPH	DIFF	TIME OF DAY
1 -		44.490	1:55.163	68.14	19.513	13:12:30.562
2 -	1:00.170	42.965	1:43.135	76.09	7.485	13:14:13.697
3 -	58.611	42.566	1:41.177	77.56	5.527	13:15:54.874
4 -	57.682	41.584	1:39.266	79.06	3.616	13:17:34.140
5 -	56.295	40.793	1:37.088	80.83	1.438	13:19:11.228
6 -	56.023	42.498	1:38.521	79.65	2.871	13:20:49.749
7 -	55.297	40.901	1:36.198 (2)	81.58	0.548	13:22:25.947
8 -	55.322	40.946	1:36.268 (3)	81.52	0.618	13:24:02.215
9 -	56.417	40.996	1:37.413	80.56	1.763	13:25:39.628
10 -	55.249	40.401	1:35.650 (1)	82.04		13:27:15.278
11 -	55.609	41.123	1:36.732	81.13	1.082	13:28:52.010

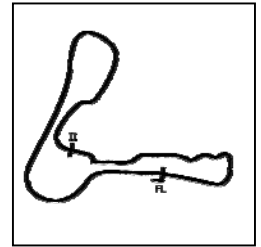
Weather / Track : Cloudy / Drying

Cadwell Park
Circuit Length = 2.1800 miles
Start: 13:10 Flag 13:27 End: 13:29

BMCRC - MRO Championships 2019 - Rnd 3 @ Cadwell Park

Reactive Parts MRO Powerbikes inc Racebuykz.com MRO Clubman 1000

RACE 7 - SECTOR ANALYSIS



SECTOR 1 = FL to I1, SECTOR 2 = I1 to FL, DIFF = Difference To Personal Best Lap, P = Crossed Finish Line in Pit Lane, D = Time Disallowed

P13 35 C		Robert CRESSWELL		Kawasaki - ODDJOBROB Racing		
IDEAL LAP TIME :		BEST LAP TIME : 1:39.128		DIFFERENCE :		
LAP	SECTOR 1	SECTOR 2	LAP TIME	MPH	DIFF	TIME OF DAY
1 -			1:47.698	72.87	8.570	13:12:23.097
2 -			1:39.459 (3)	78.90	0.331	13:14:02.556
3 -			1:39.578	78.81	0.450	13:15:42.134
4 -			1:41.259	77.50	2.131	13:17:23.393
5 -			1:39.210 (2)	79.10	0.082	13:19:02.603
6 -			1:39.673	78.73	0.545	13:20:42.276
7 -			1:39.467	78.90	0.339	13:22:21.743
8 -			1:39.128 (1)	79.17		13:24:00.871
9 -			1:39.836	78.60	0.708	13:25:40.707
10 -			1:40.216	78.31	1.088	13:27:20.923
11 -			1:40.677	77.95	1.549	13:29:01.600

P14 15 C		Mariusz SIEMIENIUK-JUZWIUK		BMW - BELMONT AUTO SERVICE		
IDEAL LAP TIME : 1:37.122		BEST LAP TIME : 1:37.213		DIFFERENCE : 0.091		
LAP	SECTOR 1	SECTOR 2	LAP TIME	MPH	DIFF	TIME OF DAY
1 -		44.506	1:55.362	68.02	18.149	13:12:30.761
2 -	1:00.110	42.906	1:43.016	76.18	5.803	13:14:13.777
3 -	58.724	42.385	1:41.109	77.61	3.896	13:15:54.886
4 -	57.992	43.018	1:41.010	77.69	3.797	13:17:35.896
5 -	58.078	42.331	1:40.409	78.16	3.196	13:19:16.305
6 -	56.659	41.321	1:37.980	80.09	0.767	13:20:54.285
7 -	56.315	41.284	1:37.599 (3)	80.41	0.386	13:22:31.884
8 -	55.838	41.375	1:37.213 (1)	80.73		13:24:09.097
9 -	56.856	41.885	1:38.741	79.48	1.528	13:25:47.838
10 -	56.402	41.893	1:38.295	79.84	1.082	13:27:26.133
11 -	56.226	41.325	1:37.551 (2)	80.45	0.338	13:29:03.684

P15 24		Alan SMITH		Kawasaki - Orwells Mcs		
IDEAL LAP TIME : 1:38.512		BEST LAP TIME : 1:38.512		DIFFERENCE : 0.000		
LAP	SECTOR 1	SECTOR 2	LAP TIME	MPH	DIFF	TIME OF DAY
1 -		44.588	1:55.388	68.01	16.876	13:12:30.787
2 -	59.228	43.262	1:42.490	76.57	3.978	13:14:13.277
3 -	58.068	42.358	1:40.426	78.14	1.914	13:15:53.703
4 -	57.790	42.478	1:40.268	78.27	1.756	13:17:33.971
5 -	57.303	42.182	1:39.485 (2)	78.88	0.973	13:19:13.456
6 -	57.206	42.509	1:39.715 (3)	78.70	1.203	13:20:53.171
7 -	57.788	42.266	1:40.054	78.43	1.542	13:22:33.225
8 -	56.801	41.711	1:38.512 (1)	79.66		13:24:11.737
9 -	57.416	42.576	1:39.992	78.48	1.480	13:25:51.729
10 -	57.288	42.457	1:39.745	78.68	1.233	13:27:31.474
11 -	57.810	43.108	1:40.918	77.76	2.406	13:29:12.392

P16 147		Clayton TAYLOR		Kawasaki - M J B Civils Ltd		
IDEAL LAP TIME : 1:38.998		BEST LAP TIME : 1:39.061		DIFFERENCE : 0.063		
LAP	SECTOR 1	SECTOR 2	LAP TIME	MPH	DIFF	TIME OF DAY
1 -		42.869	1:50.481	71.03	11.420	13:12:25.880
2 -	56.836	42.225	1:39.061 (1)	79.22		13:14:04.941
3 -	57.322	42.448	1:39.770 (3)	78.66	0.709	13:15:44.711
4 -	57.847	43.594	1:41.441	77.36	2.380	13:17:26.152
5 -	58.641	43.470	1:42.111	76.85	3.050	13:19:08.263
6 -	58.624	42.917	1:41.541	77.28	2.480	13:20:49.804
7 -	57.723	42.649	1:40.372	78.18	1.311	13:22:30.176
8 -	58.331	43.078	1:41.409	77.39	2.348	13:24:11.585
9 -	58.110	42.544	1:40.654	77.97	1.593	13:25:52.239
10 -	57.443	42.162	1:39.605 (2)	78.79	0.544	13:27:31.844
11 -	57.628	43.307	1:40.935	77.75	1.874	13:29:12.779

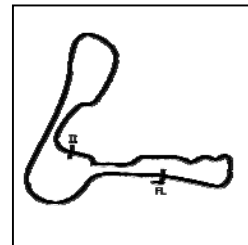
Weather / Track : Cloudy / Drying

Cadwell Park
Circuit Length = 2.1800 miles
Start: 13:10 Flag 13:27 End: 13:29

BMCRC - MRO Championships 2019 - Rnd 3 @ Cadwell Park

Reactive Parts MRO Powerbikes inc Racebuykz.com MRO Clubman 1000

RACE 7 - SECTOR ANALYSIS



SECTOR 1 = FL to I1, SECTOR 2 = I1 to FL, DIFF = Difference To Personal Best Lap, P = Crossed Finish Line in Pit Lane, D = Time Disallowed

P17 212 Oilly SAVAGE			Yamaha -			
IDEAL LAP TIME : 1:39.971		BEST LAP TIME : 1:40.234		DIFFERENCE : 0.263		
LAP	SECTOR 1	SECTOR 2	LAP TIME	MPH	DIFF	TIME OF DAY
1 -		44.691	1:54.766	68.38	14.532	13:12:30.165
2 -	59.286	43.798	1:43.084	76.13	2.850	13:14:13.249
3 -	58.773	42.670	1:41.443	77.36	1.209	13:15:54.692
4 -	58.141	43.122	1:41.263	77.50	1.029	13:17:35.955
5 -	57.815	42.618	1:40.433 (2)	78.14	0.199	13:19:16.388
6 -	58.191	43.106	1:41.297	77.47	1.063	13:20:57.685
7 -	58.545	42.902	1:41.447	77.36	1.213	13:22:39.132
8 -	58.266	42.373	1:40.639	77.98	0.405	13:24:19.771
9 -	58.871	42.156	1:41.027	77.68	0.793	13:26:00.798
10 -	57.839	42.395	1:40.234 (1)	78.29		13:27:41.032
11 -	57.845	42.671	1:40.516 (3)	78.07	0.282	13:29:21.548

P18 333 C Andrew HOUGHTON			Yamaha - Yamaha UK			
IDEAL LAP TIME : 1:40.201		BEST LAP TIME : 1:40.260		DIFFERENCE : 0.059		
LAP	SECTOR 1	SECTOR 2	LAP TIME	MPH	DIFF	TIME OF DAY
1 -		44.693	1:56.480	67.37	16.220	13:12:31.879
2 -	59.509	43.063	1:42.572	76.51	2.312	13:14:14.451
3 -	58.707	42.604	1:41.311	77.46	1.051	13:15:55.762
4 -	57.981	42.636	1:40.617	77.99	0.357	13:17:36.379
5 -	58.184	42.250	1:40.434 (3)	78.14	0.174	13:19:16.813
6 -	58.201	42.899	1:41.100	77.62	0.840	13:20:57.913
7 -	58.703	42.700	1:41.403	77.39	1.143	13:22:39.316
8 -	58.354	42.242	1:40.596	78.01	0.336	13:24:19.912
9 -	57.969	42.291	1:40.260 (1)	78.27		13:26:00.172
10 -	57.959	42.382	1:40.341 (2)	78.21	0.081	13:27:40.513
11 -	58.553	42.659	1:41.212	77.54	0.952	13:29:21.725

P19 64 Craig CARR			BMW - Fairburn Heating Solutions / Jones Dorling Racing			
IDEAL LAP TIME : 1:46.793		BEST LAP TIME : 1:47.163		DIFFERENCE : 0.370		
LAP	SECTOR 1	SECTOR 2	LAP TIME	MPH	DIFF	TIME OF DAY
1 -		45.979	1:58.393	66.28	11.230	13:12:33.792
2 -	1:01.441	45.772	1:47.213 (2)	73.20	0.050	13:14:21.005
3 -	1:01.635	46.219	1:47.854	72.76	0.691	13:16:08.859
4 -	1:02.240	45.671	1:47.911	72.72	0.748	13:17:56.770
5 -	1:02.814	46.222	1:49.036	71.97	1.873	13:19:45.806
6 -	1:02.298	45.611	1:47.909	72.72	0.746	13:21:33.715
7 -	1:01.672	45.491	1:47.163 (1)	73.23		13:23:20.878
8 -	1:01.898	45.352	1:47.250 (3)	73.17	0.087	13:25:08.128
9 -	1:01.867	46.414	1:48.281	72.47	1.118	13:26:56.409
10 -	1:02.581	45.727	1:48.308	72.46	1.145	13:28:44.717

P20 60 Peter BAKER			Kawasaki - Dodfrey Engineering			
IDEAL LAP TIME : 1:34.204		BEST LAP TIME : 1:34.517		DIFFERENCE : 0.313		
LAP	SECTOR 1	SECTOR 2	LAP TIME	MPH	DIFF	TIME OF DAY
1 -		40.750	1:42.172	76.81	7.655	13:12:17.571
2 -	54.267	40.348	1:34.615 (2)	82.94	0.098	13:13:52.186
3 -	54.580	39.937	1:34.517 (1)	83.03		13:15:26.703

P21 114 C Ricky MARTIN			Honda - T.B.R Performance			
IDEAL LAP TIME : 1:45.110		BEST LAP TIME : 1:46.049		DIFFERENCE : 0.939		
LAP	SECTOR 1	SECTOR 2	LAP TIME	MPH	DIFF	TIME OF DAY
1 -		44.806	1:56.433	67.40	10.384	13:12:31.832
2 -	1:00.304	45.745	1:46.049 (1)	74.00		13:14:17.881

Weather / Track : Cloudy / Drying

Cadwell Park
Circuit Length = 2.1800 miles
Start: 13:10 Flag 13:27 End: 13:29

BMCRC - MRO Championships 2019 - Rnd 3 @ Cadwell Park

Reactive Parts MRO Powerbikes inc Racebuykz.com MRO Clubman 1000

RACE 7 - BEST SECTORS

SECTOR 1			SECTOR 2			IDEAL / BEST COMPARISON						
POS	NO	NAME	TIME	NO	NAME	TIME	POS	NO	NAME	IDEAL	BEST	DIFF
									PERFECT LAP	1:32.658		
1	72	O'BRIEN	53.599	72	O'BRIEN	39.059	1	72	O'BRIEN	1:32.658	1:32.960	0.302
2	40	PATMORE	53.834	272	JOHNSON	39.608	2	40	PATMORE	1:33.613	1:33.727	0.114
3	101	AKROYD	54.151	29	BRIDGER	39.743	3	29	BRIDGER	1:33.996	1:34.287	0.291
4	29	BRIDGER	54.253	40	PATMORE	39.779	4	272	JOHNSON	1:34.167	1:34.388	0.221
5	60	BAKER	54.267	60	BAKER	39.937	5	60	BAKER	1:34.204	1:34.517	0.313
6	272	JOHNSON	54.559	101	AKROYD	40.070	6	101	AKROYD	1:34.221	1:34.221	0.000
7	175	KENDLE	55.054	76	BYARD	40.401	7	175	KENDLE	1:35.536	1:35.536	0.000
8	76	BYARD	55.249	17	BAKER	40.431	8	76	BYARD	1:35.650	1:35.650	0.000
9	17	BAKER	55.359	175	KENDLE	40.482	9	17	BAKER	1:35.790	1:35.936	0.146
10	16	WALSH	55.383	16	WALSH	40.736	10	16	WALSH	1:36.119	1:36.270	0.151
11	98	DICKINSON	55.403	98	DICKINSON	40.759	11	98	DICKINSON	1:36.162	1:36.164	0.002
12	15	SIEMIENIUK-JUZWIUK	55.838	15	SIEMIENIUK-JUZWIUK	41.284	12	15	SIEMIENIUK-JUZWIUK	1:37.122	1:37.213	0.091
13	6	SHAILER	56.124	6	SHAILER	41.450	13	6	SHAILER	1:37.574	1:37.574	0.000
14	39	MORGAN	56.140	39	MORGAN	41.567	14	39	MORGAN	1:37.707	1:37.707	0.000
15	24	SMITH	56.801	24	SMITH	41.711	15	24	SMITH	1:38.512	1:38.512	0.000
16	147	TAYLOR	56.836	212	SAVAGE	42.156	16	147	TAYLOR	1:38.998	1:39.061	0.063
17	212	SAVAGE	57.815	147	TAYLOR	42.162	17	212	SAVAGE	1:39.971	1:40.234	0.263
18	333	HOUGHTON	57.959	333	HOUGHTON	42.242	18	333	HOUGHTON	1:40.201	1:40.260	0.059
19	114	MARTIN	1:00.304	114	MARTIN	44.806	19	114	MARTIN	1:45.110	1:46.049	0.939
20	64	CARR	1:01.441	64	CARR	45.352	20	64	CARR	1:46.793	1:47.163	0.370
21							21	35	CRESWELL		1:39.128	



ROW 9	25	646	Sukhminder RAI	26	333	Andrew HOUGHTON	1			
ROW 8		22	70	Paul MACKEY	23	127	George HINDLE	24	173	Stephen DRAPER
ROW 7	19	114	Ricky MARTIN	20	64	Craig CARR	21	12	David COMBRINCK	
ROW 6		16	147	Clayton TAYLOR	17	35	Robert CRESSWELL	18	212	Olly SAVAGE
ROW 5	13	6	Dan SHAILER	14	39	Max MORGAN	15	24	Alan SMITH	
ROW 4		10	98	Rick DICKINSON	11	16	Glenn WALSH	12	15	Mariusz SIEMIENIUK-JUZWIUK
ROW 3	7	175	Mark KENDLE	8	76	Jason BYARD	9	17	Philip BAKER	
ROW 2		4	29	Mark BRIDGER	5	272	Daniel JOHNSON	6	60	Peter BAKER
ROW 1	1	72	Michael O'BRIEN	2	40	Aiden PATMORE	3	101	Joe AKROYD	
			Pole							

Cadwell Park
Circuit Length = 2.1800 miles

These results are provisional until the conclusion of any judicial and technical matters.

Clerk Of Course :	Timekeeper :
-------------------	--------------

Results can be found at www.tsl-timing.com

Printed - 13:34 Sunday, 28 April 2019



BMCRC - MRO Championships 2019 - Rnd 3 @ Cadwell Park

Reactive Parts MRO Powerbikes inc Racebuykz.com MRO Clubman 1000



RACE 16 - CLASSIFICATION

POS	NO	CL	PIC NAME	ENTRY	LAPS	TIME	GAP	DIFF	MPH	BEST	ON
1	72		1 Michael O'BRIEN	Yamaha -	5	7:49.403			83.59	1:31.743	4
2	40		2 Aiden PATMORE	Kawasaki - TBR Performance/NW Roofing	5	7:54.836	5.433	5.433	82.63	1:32.616	2
3	272	C	1 Daniel JOHNSON	BMW -	5	7:58.930	9.527	4.094	81.93	1:33.860	2
4	29	C	2 Mark BRIDGER	Yamaha - Moremoto	5	7:59.518	10.115	0.588	81.83	1:34.152	2
5	98		3 Rick DICKINSON	BMW - MotorcycleRaceParts.co.uk.co.uk	5	8:05.734	16.331	6.216	80.78	1:35.232	2
6	60		4 Peter BAKER	Kawasaki - Dodfrey Engineering	5	8:06.694	17.291	0.960	80.62	1:34.906	2
7	16	C	3 Glenn WALSH	BMW - Walters Medical	5	8:10.794	21.391	4.100	79.95	1:35.587	2
8	76		5 Jason BYARD	Suzuki - May Construction	5	8:11.810	22.407	1.016	79.78	1:36.213	2
9	17		6 Philip BAKER	BMW - Ashford accident repair center Godfrey plas	5	8:11.912	22.509	0.102	79.77	1:36.182	2
10	175	C	4 Mark KENDLE	Kawasaki - LiMAR OILTOOLS	5	8:14.819	25.416	2.907	79.30	1:37.017	5
11	39	C	5 Max MORGAN	Kawasaki - MSS PERFORMANCE	5	8:19.061	29.658	4.242	78.62	1:37.442	3
12	15	C	6 Mariusz SIEMIENIUK-JUZWIUK	BMW - BELMONT AUTO SERVICE	5	8:23.355	33.952	4.294	77.95	1:37.865	5
13	9	C	7 Luke DIXON	BMW -	5	8:23.952	34.549	0.597	77.86	1:38.162	5
14	6		7 Dan SHAILER	Yamaha - McShailer Racing	5	8:25.927	36.524	1.975	77.56	1:38.926	3
15	212		8 Olly SAVAGE	Yamaha -	5	8:26.155	36.752	0.228	77.52	1:38.452	2
16	35	C	8 Robert CRESSWELL	Kawasaki - ODDJOBROB Racing	5	8:26.490	37.087	0.335	77.47	1:39.182	3
17	24		9 Alan SMITH	Kawasaki - Orwells Mcs	5	8:26.615	37.212	0.125	77.45	1:38.933	2
18	64		10 Craig CARR	BMW - Fairburn Heating Solutions / Jones Dorling R	5	9:03.761	1:14.358	37.146	72.16	1:46.362	3

NOT CLASSIFIED

DNF	147		Clayton TAYLOR	Kawasaki - M J B Civils Ltd	1	1:51.180	4 Laps	4 Laps	70.58		
-----	-----	--	----------------	-----------------------------	---	----------	--------	--------	-------	--	--

FASTEST LAP

72			Michael O'BRIEN	Yamaha -	4	1:31.743	85.54 mph	137.66 kph
272	C		Daniel JOHNSON	BMW -	2	1:33.860	83.61 mph	134.56 kph

Class - 92.5% of Race Speed = 77.32 mph
 Class C - 92.5% of Race Speed = 75.78 mph

Cadwell Park
 Circuit Length = 2.1800 miles
 Start: 17:29 Flag 17:37 End: 17:38

Weather / Track : Bright / Dry
 These results are provisional until the conclusion of any judicial and technical matters.

Clerk Of Course :	Timekeeper :
-------------------	--------------

Results can be found at www.tsl-timing.com

Printed - 17:38 Sunday, 28 April 2019



BMCRC - MRO Championships 2019 - Rnd 3 @ Cadwell Park

Reactive Parts MRO Powerbikes inc Racebuykz.com MRO Clubman 1000

RACE 16 - LAP CHART

LAP 2 @ 17:30:51.447		
NO	BEHIND	LAP TIME

72		1:39.964
40	0.765	1:40.729
272	1.592	1:41.556
29	2.070	1:42.034
98	2.975	1:42.939
60	3.476	1:43.440
16	4.228	1:44.192
76	4.762	1:44.726
17	5.107	1:45.071
175	6.124	1:46.088
6	7.140	1:47.104
39	7.389	1:47.353
35	8.160	1:48.124
212	8.519	1:48.483
15	8.629	1:48.593
9	9.058	1:49.022
24	9.543	1:49.507
147	11.216	1:51.180
64	15.136	1:55.100
72		1:32.224
40	1.157	1:32.616
272	3.228	1:33.860
29	3.998	1:34.152
98	5.983	1:35.232
60	6.158	1:34.906
16	7.591	1:35.587
76	8.751	1:36.213
17	9.065	1:36.182
175	11.238	1:37.338
39	13.339	1:38.174
6	14.322	1:39.406
212	14.747	1:38.452
15	14.828	1:38.423
35	15.648	1:39.712
9	15.876	1:39.042
24	16.252	1:38.933
64	30.218	1:47.306

LAP 3 @ 17:33:56.099		
NO	BEHIND	LAP TIME

72		1:32.428
40	2.157	1:33.428
272	5.251	1:34.451
29	5.731	1:34.161
98	9.156	1:35.601
60	9.262	1:35.532
16	11.556	1:36.393
76	13.187	1:36.864
17	13.503	1:36.866
175	16.144	1:37.334
39	18.353	1:37.442
6	20.820	1:38.926
212	21.208	1:38.889
15	21.711	1:39.311
35	22.402	1:39.182
9	22.591	1:39.143
24	22.849	1:39.025
64	44.152	1:46.362

LAP 4 @ 17:35:27.842		
NO	BEHIND	LAP TIME

72		1:31.743
40	4.056	1:33.642
272	7.642	1:34.134
29	8.320	1:34.332
98	13.526	1:36.113
60	13.796	1:36.277
16	16.704	1:36.891
76	18.620	1:37.176
17	18.832	1:37.072
175	21.443	1:37.042
39	24.347	1:37.737
212	28.825	1:39.360
6	29.086	1:40.009
15	29.131	1:39.163
9	29.431	1:38.583
35	29.882	1:39.223
24	30.039	1:38.933
64	59.155	1:46.746

LAP 5 @ 17:37:00.886		
NO	BEHIND	LAP TIME

72		1:33.044
40	5.433	1:34.421
272	9.527	1:34.929
29	10.115	1:34.839
98	16.331	1:35.849
60	17.291	1:36.539
16	21.391	1:37.731
76	22.407	1:36.831
17	22.509	1:36.721
175	25.416	1:37.017
39	29.658	1:38.355
15	33.952	1:37.865
9	34.549	1:38.162
6	36.524	1:40.482
212	36.752	1:40.971
35	37.087	1:40.249
24	37.212	1:40.217
64	1:14.358	1:48.247

Weather / Track : Bright / Dry

Results can be found at www.tsl-timing.com

Cadwell Park

Circuit Length = 2.1800 miles

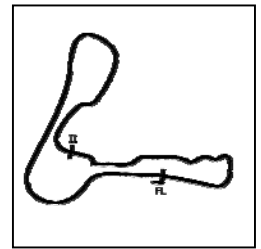
Start: 17:29 Flag 17:37 End: 17:38

Printed - 17:39 Sunday, 28 April 2019

BMCRC - MRO Championships 2019 - Rnd 3 @ Cadwell Park

Reactive Parts MRO Powerbikes inc Racebuykz.com MRO Clubman 1000

RACE 16 - SECTOR ANALYSIS



SECTOR 1 = FL to I1, SECTOR 2 = I1 to FL, DIFF = Difference To Personal Best Lap, P = Crossed Finish Line in Pit Lane, D = Time Disallowed

P1 72		Michael O'BRIEN		Yamaha -		
IDEAL LAP TIME : 1:31.743		BEST LAP TIME : 1:31.743		DIFFERENCE : 0.000		
LAP	SECTOR 1	SECTOR 2	LAP TIME	MPH	DIFF	TIME OF DAY
1 -		39.216	1:39.964	78.50	8.221	17:30:51.447
2 -	53.517	38.707	1:32.224 (2)	85.09	0.481	17:32:23.671
3 -	53.578	38.850	1:32.428 (3)	84.91	0.685	17:33:56.099
4 -	53.114	38.629	1:31.743 (1)	85.54		17:35:27.842
5 -	53.770	39.274	1:33.044	84.34	1.301	17:37:00.886

P2 40		Aiden PATMORE		Kawasaki - TBR Performance/NW Roofing		
IDEAL LAP TIME : 1:32.616		BEST LAP TIME : 1:32.616		DIFFERENCE : 0.000		
LAP	SECTOR 1	SECTOR 2	LAP TIME	MPH	DIFF	TIME OF DAY
1 -		39.642	1:40.729	77.91	8.113	17:30:52.212
2 -	53.446	39.170	1:32.616 (1)	84.73		17:32:24.828
3 -	53.745	39.683	1:33.428 (2)	84.00	0.812	17:33:58.256
4 -	54.010	39.632	1:33.642 (3)	83.80	1.026	17:35:31.898
5 -	54.358	40.063	1:34.421	83.11	1.805	17:37:06.319

P3 272 C		Daniel JOHNSON		BMW -		
IDEAL LAP TIME : 1:33.860		BEST LAP TIME : 1:33.860		DIFFERENCE : 0.000		
LAP	SECTOR 1	SECTOR 2	LAP TIME	MPH	DIFF	TIME OF DAY
1 -		39.914	1:41.556	77.27	7.696	17:30:53.039
2 -	54.306	39.554	1:33.860 (1)	83.61		17:32:26.899
3 -	54.707	39.744	1:34.451 (3)	83.09	0.591	17:34:01.350
4 -	54.352	39.782	1:34.134 (2)	83.37	0.274	17:35:35.484
5 -	54.890	40.039	1:34.929	82.67	1.069	17:37:10.413

P4 29 C		Mark BRIDGER		Yamaha - Moremoto		
IDEAL LAP TIME : 1:33.954		BEST LAP TIME : 1:34.152		DIFFERENCE : 0.198		
LAP	SECTOR 1	SECTOR 2	LAP TIME	MPH	DIFF	TIME OF DAY
1 -		40.157	1:42.034	76.91	7.882	17:30:53.517
2 -	54.330	39.822	1:34.152 (1)	83.35		17:32:27.669
3 -	54.216	39.945	1:34.161 (2)	83.34	0.009	17:34:01.830
4 -	54.132	40.200	1:34.332 (3)	83.19	0.180	17:35:36.162
5 -	54.500	40.339	1:34.839	82.75	0.687	17:37:11.001

P5 98		Rick DICKINSON		BMW - MotorcycleRaceParts.co.uk.co.uk		
IDEAL LAP TIME : 1:35.232		BEST LAP TIME : 1:35.232		DIFFERENCE : 0.000		
LAP	SECTOR 1	SECTOR 2	LAP TIME	MPH	DIFF	TIME OF DAY
1 -		40.540	1:42.939	76.23	7.707	17:30:54.422
2 -	54.922	40.310	1:35.232 (1)	82.40		17:32:29.654
3 -	54.928	40.673	1:35.601 (2)	82.09	0.369	17:34:05.255
4 -	55.551	40.562	1:36.113	81.65	0.881	17:35:41.368
5 -	55.315	40.534	1:35.849 (3)	81.87	0.617	17:37:17.217

P6 60		Peter BAKER		Kawasaki - Dodfrey Engineering		
IDEAL LAP TIME : 1:34.646		BEST LAP TIME : 1:34.906		DIFFERENCE : 0.260		
LAP	SECTOR 1	SECTOR 2	LAP TIME	MPH	DIFF	TIME OF DAY
1 -		40.687	1:43.440	75.87	8.534	17:30:54.923
2 -	54.783	40.123	1:34.906 (1)	82.69		17:32:29.829
3 -	55.669	39.863	1:35.532 (2)	82.15	0.626	17:34:05.361
4 -	55.967	40.310	1:36.277 (3)	81.51	1.371	17:35:41.638
5 -	55.683	40.856	1:36.539	81.29	1.633	17:37:18.177

P7 16 C		Glenn WALSH		BMW - Walters Medical		
IDEAL LAP TIME : 1:35.587		BEST LAP TIME : 1:35.587		DIFFERENCE : 0.000		
LAP	SECTOR 1	SECTOR 2	LAP TIME	MPH	DIFF	TIME OF DAY

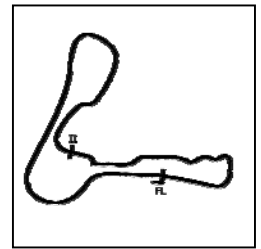
Weather / Track : Bright / Dry

Cadwell Park
Circuit Length = 2.1800 miles
Start: 17:29 Flag 17:37 End: 17:38

BMCRC - MRO Championships 2019 - Rnd 3 @ Cadwell Park

Reactive Parts MRO Powerbikes inc Racebuykz.com MRO Clubman 1000

RACE 16 - SECTOR ANALYSIS



SECTOR 1 = FL to I1, SECTOR 2 = I1 to FL, DIFF = Difference To Personal Best Lap, P = Crossed Finish Line in Pit Lane, D = Time Disallowed

1 -		40.708	1:44.192	75.32	8.605	17:30:55.675
2 -	54.882	40.705	1:35.587 (1)	82.10		17:32:31.262
3 -	55.598	40.795	1:36.393 (2)	81.41	0.806	17:34:07.655
4 -	55.898	40.993	1:36.891 (3)	80.99	1.304	17:35:44.546
5 -	56.327	41.404	1:37.731	80.30	2.144	17:37:22.277

P8	76	Jason BYARD	Suzuki - May Construction			
IDEAL LAP TIME : 1:36.213		BEST LAP TIME : 1:36.213		DIFFERENCE : 0.000		
LAP	SECTOR 1	SECTOR 2	LAP TIME	MPH	DIFF	TIME OF DAY

1 -		41.024	1:44.726	74.93	8.513	17:30:56.209
2 -	55.629	40.584	1:36.213 (1)	81.56		17:32:32.422
3 -	56.073	40.791	1:36.864 (3)	81.02	0.651	17:34:09.286
4 -	56.064	41.112	1:37.176	80.76	0.963	17:35:46.462
5 -	55.817	41.014	1:36.831 (2)	81.04	0.618	17:37:23.293

P9	17	Philip BAKER	BMW - Ashford accident repair center Godfrey plastering servic			
IDEAL LAP TIME : 1:36.182		BEST LAP TIME : 1:36.182		DIFFERENCE : 0.000		
LAP	SECTOR 1	SECTOR 2	LAP TIME	MPH	DIFF	TIME OF DAY

1 -		41.245	1:45.071	74.69	8.889	17:30:56.554
2 -	55.457	40.725	1:36.182 (1)	81.59		17:32:32.736
3 -	55.977	40.889	1:36.866 (3)	81.01	0.684	17:34:09.602
4 -	55.944	41.128	1:37.072	80.84	0.890	17:35:46.674
5 -	55.787	40.934	1:36.721 (2)	81.14	0.539	17:37:23.395

P10	175 C	Mark KENDLE	Kawasaki - LIMAR OILTOOLS			
IDEAL LAP TIME : 1:36.714		BEST LAP TIME : 1:37.017		DIFFERENCE : 0.303		
LAP	SECTOR 1	SECTOR 2	LAP TIME	MPH	DIFF	TIME OF DAY

1 -		41.922	1:46.088	73.97	9.071	17:30:57.571
2 -	56.049	41.289	1:37.338	80.62	0.321	17:32:34.909
3 -	56.427	40.907	1:37.334 (3)	80.63	0.317	17:34:12.243
4 -	56.213	40.829	1:37.042 (2)	80.87	0.025	17:35:49.285
5 -	55.885	41.132	1:37.017 (1)	80.89		17:37:26.302

P11	39 C	Max MORGAN	Kawasaki - MSS PERFORMANCE			
IDEAL LAP TIME : 1:37.148		BEST LAP TIME : 1:37.442		DIFFERENCE : 0.294		
LAP	SECTOR 1	SECTOR 2	LAP TIME	MPH	DIFF	TIME OF DAY

1 -		41.791	1:47.353	73.10	9.911	17:30:58.836
2 -	56.476	41.698	1:38.174 (3)	79.94	0.732	17:32:37.010
3 -	56.144	41.298	1:37.442 (1)	80.54		17:34:14.452
4 -	55.850	41.887	1:37.737 (2)	80.29	0.295	17:35:52.189
5 -	56.275	42.080	1:38.355	79.79	0.913	17:37:30.544

P12	15 C	Mariusz SIEMIENIUK-JUZWIUK	BMW - BELMONT AUTO SERVICE			
IDEAL LAP TIME : 1:37.865		BEST LAP TIME : 1:37.865		DIFFERENCE : 0.000		
LAP	SECTOR 1	SECTOR 2	LAP TIME	MPH	DIFF	TIME OF DAY

1 -		41.903	1:48.593	72.27	10.728	17:31:00.076
2 -	57.111	41.312	1:38.423 (2)	79.73	0.558	17:32:38.499
3 -	57.003	42.308	1:39.311	79.02	1.446	17:34:17.810
4 -	57.258	41.905	1:39.163 (3)	79.14	1.298	17:35:56.973
5 -	56.584	41.281	1:37.865 (1)	80.19		17:37:34.838

P13	9 C	Luke DIXON	BMW -			
IDEAL LAP TIME : 1:37.653		BEST LAP TIME : 1:38.162		DIFFERENCE : 0.509		
LAP	SECTOR 1	SECTOR 2	LAP TIME	MPH	DIFF	TIME OF DAY

1 -		42.136	1:49.022	71.98	10.860	17:31:00.505
2 -	57.178	41.864	1:39.042 (3)	79.23	0.880	17:32:39.547
3 -	56.951	42.192	1:39.143	79.15	0.981	17:34:18.690
4 -	56.681	41.902	1:38.583 (2)	79.60	0.421	17:35:57.273

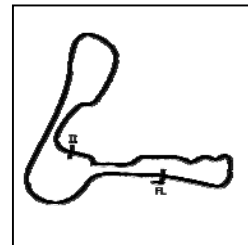
Weather / Track : Bright / Dry

Cadwell Park
Circuit Length = 2.1800 miles
Start: 17:29 Flag 17:37 End: 17:38

BMCRC - MRO Championships 2019 - Rnd 3 @ Cadwell Park

Reactive Parts MRO Powerbikes inc Racebuykz.com MRO Clubman 1000

RACE 16 - SECTOR ANALYSIS



SECTOR 1 = FL to I1, SECTOR 2 = I1 to FL, DIFF = Difference To Personal Best Lap, P = Crossed Finish Line in Pit Lane, D = Time Disallowed

5 - 57.190 **40.972** **1:38.162 (1)** **79.95** **17:37:35.435**

P14	6	Dan SHAILER	Yamaha - McShailer Racing			
IDEAL LAP TIME : 1:38.742		BEST LAP TIME : 1:38.926		DIFFERENCE : 0.184		

LAP	SECTOR 1	SECTOR 2	LAP TIME	MPH	DIFF	TIME OF DAY
1 -		42.045	1:47.104	73.27	8.178	17:30:58.587
2 -	57.643	41.763	1:39.406 (2)	78.94	0.480	17:32:37.993
3 -	56.979	41.947	1:38.926 (1)	79.33		17:34:16.919
4 -	57.961	42.048	1:40.009 (3)	78.47	1.083	17:35:56.928
5 -	57.897	42.585	1:40.482	78.10	1.556	17:37:37.410

P15	212	Oilly SAVAGE	Yamaha -			
IDEAL LAP TIME : 1:38.452		BEST LAP TIME : 1:38.452		DIFFERENCE : 0.000		

LAP	SECTOR 1	SECTOR 2	LAP TIME	MPH	DIFF	TIME OF DAY
1 -		42.405	1:48.483	72.34	10.031	17:30:59.966
2 -	56.816	41.636	1:38.452 (1)	79.71		17:32:38.418
3 -	56.851	42.038	1:38.889 (2)	79.36	0.437	17:34:17.307
4 -	57.208	42.152	1:39.360 (3)	78.98	0.908	17:35:56.667
5 -	57.762	43.209	1:40.971	77.72	2.519	17:37:37.638

P16	35 C	Robert CRESSWELL	Kawasaki - ODDJOBROB Racing			
IDEAL LAP TIME : 1:38.905		BEST LAP TIME : 1:39.182		DIFFERENCE : 0.277		

LAP	SECTOR 1	SECTOR 2	LAP TIME	MPH	DIFF	TIME OF DAY
1 -		42.249	1:48.124	72.58	8.942	17:30:59.607
2 -	57.809	41.903	1:39.712 (3)	78.70	0.530	17:32:39.319
3 -	57.002	42.180	1:39.182 (1)	79.12		17:34:18.501
4 -	57.185	42.038	1:39.223 (2)	79.09	0.041	17:35:57.724
5 -	57.537	42.712	1:40.249	78.28	1.067	17:37:37.973

P17	24	Alan SMITH	Kawasaki - Orwells Mcs			
IDEAL LAP TIME : 1:38.668		BEST LAP TIME : 1:38.933		DIFFERENCE : 0.265		

LAP	SECTOR 1	SECTOR 2	LAP TIME	MPH	DIFF	TIME OF DAY
1 -		42.196	1:49.507	71.66	10.574	17:31:00.990
2 -	56.971	41.962	1:38.933 (1)	79.32		17:32:39.923
3 -	56.786	42.239	1:39.025 (3)	79.25	0.092	17:34:18.948
4 -	57.051	41.882	1:38.933 (1)	79.32		17:35:57.881
5 -	57.711	42.506	1:40.217	78.31	1.284	17:37:38.098

P18	64	Craig CARR	BMW - Fairburn Heating Solutions / Jones Dorling Racing			
IDEAL LAP TIME : 1:46.289		BEST LAP TIME : 1:46.362		DIFFERENCE : 0.073		

LAP	SECTOR 1	SECTOR 2	LAP TIME	MPH	DIFF	TIME OF DAY
1 -		44.920	1:55.100	68.18	8.738	17:31:06.583
2 -	1:02.248	45.058	1:47.306 (3)	73.13	0.944	17:32:53.889
3 -	1:01.369	44.993	1:46.362 (1)	73.78		17:34:40.251
4 -	1:01.784	44.962	1:46.746 (2)	73.52	0.384	17:36:26.997
5 -	1:02.382	45.865	1:48.247	72.50	1.885	17:38:15.244

P19	147	Clayton TAYLOR	Kawasaki - M J B Civils Ltd			
IDEAL LAP TIME : 1:45.853		BEST LAP TIME :		DIFFERENCE :		

LAP	SECTOR 1	SECTOR 2	LAP TIME	MPH	DIFF	TIME OF DAY
1 -		43.337	1:51.180	70.58		17:31:02.663

BMCRC - MRO Championships 2019 - Rnd 3 @ Cadwell Park

Reactive Parts MRO Powerbikes inc Racebuykz.com MRO Clubman 1000

RACE 16 - BEST SECTORS

SECTOR 1			SECTOR 2			IDEAL / BEST COMPARISON						
POS	NO	NAME	TIME	NO	NAME	TIME	POS	NO	NAME	IDEAL	BEST	DIFF
									PERFECT LAP	1:31.743		
1	72	O'BRIEN	53.114	72	O'BRIEN	38.629	1	72	O'BRIEN	1:31.743	1:31.743	0.000
2	40	PATMORE	53.446	40	PATMORE	39.170	2	40	PATMORE	1:32.616	1:32.616	0.000
3	29	BRIDGER	54.132	272	JOHNSON	39.554	3	272	JOHNSON	1:33.860	1:33.860	0.000
4	272	JOHNSON	54.306	29	BRIDGER	39.822	4	29	BRIDGER	1:33.954	1:34.152	0.198
5	60	BAKER	54.783	60	BAKER	39.863	5	60	BAKER	1:34.646	1:34.906	0.260
6	16	WALSH	54.882	98	DICKINSON	40.310	6	98	DICKINSON	1:35.232	1:35.232	0.000
7	98	DICKINSON	54.922	76	BYARD	40.584	7	16	WALSH	1:35.587	1:35.587	0.000
8	17	BAKER	55.457	16	WALSH	40.705	8	17	BAKER	1:36.182	1:36.182	0.000
9	76	BYARD	55.629	17	BAKER	40.725	9	76	BYARD	1:36.213	1:36.213	0.000
10	39	MORGAN	55.850	175	KENDLE	40.829	10	175	KENDLE	1:36.714	1:37.017	0.303
11	175	KENDLE	55.885	9	DIXON	40.972	11	39	MORGAN	1:37.148	1:37.442	0.294
12	15	SIEMIENIUK-JUZWIUK	56.584	15	SIEMIENIUK-JUZWIUK	41.281	12	9	DIXON	1:37.653	1:38.162	0.509
13	9	DIXON	56.681	39	MORGAN	41.298	13	15	SIEMIENIUK-JUZWIU	1:37.865	1:37.865	0.000
14	24	SMITH	56.786	212	SAVAGE	41.636	14	212	SAVAGE	1:38.452	1:38.452	0.000
15	212	SAVAGE	56.816	6	SHAILER	41.763	15	24	SMITH	1:38.668	1:38.933	0.265
16	6	SHAILER	56.979	24	SMITH	41.882	16	6	SHAILER	1:38.742	1:38.926	0.184
17	35	CRESSWELL	57.002	35	CRESSWELL	41.903	17	35	CRESSWELL	1:38.905	1:39.182	0.277
18	64	CARR	1:01.369	147	TAYLOR	43.337	18	147	TAYLOR	1:45.853		
19	147	TAYLOR	1:02.516	64	CARR	44.920	19	64	CARR	1:46.289	1:46.362	0.073

Weather / Track : Bright / Dry

Results can be found at www.tsl-timing.com

Cadwell Park
Circuit Length = 2.1800 miles
Start: 17:29 Flag 17:37 End: 17:38

Printed - 17:39 Sunday, 28 April 2019

BMCRC-MRO Championships 2019



**L&W CONTRACTORS BMCRC Rookie
600 & 1000**

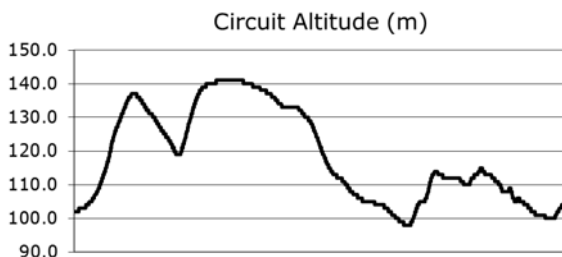
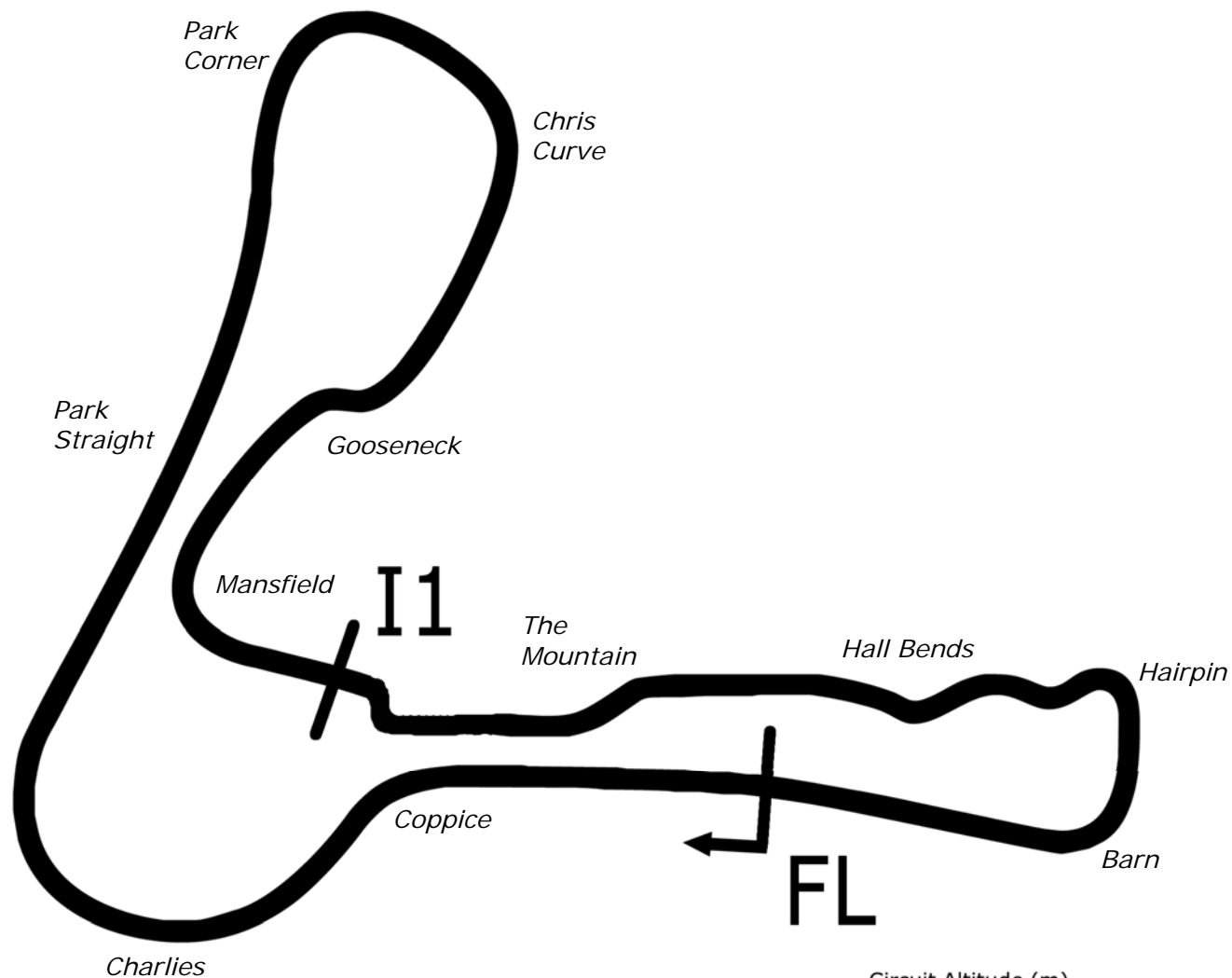
Cadwell Park Circuit

27th / 28th April 2019



Results Provided by Timing Solutions Ltd
www.tsl-timing.com

Cadwell Park



Length	2.1800 miles	3508.4 m	
FL		53.31024 N	0.05940 W
I1	2330m	53.30708 N	0.06270 W
Pit Entry	3472m	53.31103 N	0.05889 W
Pit Exit	0m after FL	53.31030 N	0.05940 W
Pit Entry-Pit Exit 92m, 5.5s @60kph, 4.1s @80kph			

All results available at www.tsl-timing.com

BMCRC - MRO Championships 2019 - Rnd 3 @ Cadwell Park

L&W Contractors BMCRC Rookie 1000 & Rookie 600

QUALIFYING - CLASSIFICATION



CONTRACTORS LTD

POS	NO	CL	PIC NAME	ENTRY	TIME	ON	LAPS	GAP	DIFF	MPH
1	22	1000	1 Matthew LANE	Suzuki - GSXR 750	1:53.095	5	5			69.39
2	125	600	1 Luke BURNETT	Triumph - Marisco Medical Practice	1:53.545	3	5	0.450	0.450	69.11
3	9	1000	2 Luke DIXON	BMW -	1:53.720	3	4	0.625	0.175	69.01
4	91	1000	3 Michael CHERRETT	Kawasaki - Bournemouth kawasaki racing	1:59.756	4	4	6.661	6.036	65.53
5	198	600	2 Thomas MORRIS	Honda -	2:01.916	5	5	8.821	2.160	64.37
6	16	600	3 Tom VAUGHAN	Yamaha -	2:02.367	3	4	9.272	0.451	64.13
7	288	600	4 Toby REYNOLDS	Honda - SKA Accountants Motorcycle tyres uk howesyoi	2:03.301	3	5	10.206	0.934	63.64
8	8*	600	5 Cedric BLOCH	Kawasaki - Brigit's Group & SDC Performance	2:03.624	5	5	10.529	0.323	63.48
9	61	600	6 Adam SYMONDS	Yamaha -	2:04.357	4	4	11.262	0.733	63.10
10	421	1000	4 Daniel TINSLEY	Yamaha -	2:06.555	4	4	13.460	2.198	62.01
11	193	600	7 Jackson LANGLEY	Triumph - J J racing	2:06.721	3	4	13.626	0.166	61.93
12	100	1000	5 James FEARN	Honda -	2:07.100	4	4	14.005	0.379	61.74
13	103	1000	6 Craig GOFFORD	Suzuki -	2:08.562	4	4	15.467	1.462	61.04
14	707	1000	7 Stephen O'KEEFFE	Kawasaki - None	2:08.951	4	4	15.856	0.389	60.86
15	624	600	8 Matthew FEDRICK	Yamaha - Matthew Fedrick farriers ltd	2:09.113	3	4	16.018	0.162	60.78
16	44	600	9 James John ROBINSON	Honda - CurrentElec	2:09.630	4	4	16.535	0.517	60.54
17	841	1000	8 Shane YOUNG	Yamaha -	2:09.746	3	4	16.651	0.116	60.48
18	18	1000	9 Albert WILLSSHER	Suzuki - willsher machinery ltd	2:11.063	4	4	17.968	1.317	59.88
19	606	600	10 Jake ANDERTON	Honda - CurrentElec Limited	2:12.521	3	4	19.426	1.458	59.22
20	128	1000	10 Kevin CLARKE	Suzuki -	2:13.195	4	4	20.100	0.674	58.92
21	877	1000	11 Gareth PURCELL	BMW - Fairburn JDR	2:13.835	2	4	20.740	0.640	58.63
22	77	600	11 Nathan LEGGETT	Yamaha -	2:14.749	4	4	21.654	0.914	58.24
23	170	600	12 Paul MILLS	Yamaha -	2:19.874	3	4	26.779	5.125	56.10
24	711	1000	12 Craig WRIGHT	Kawasaki -	2:19.877	3	4	26.782	0.003	56.10
25	14	600	13 Carl BELL	Triumph - Transport Compliance UK, DevMonki	2:20.615	3	4	27.520	0.738	55.81
26	196	600	14 Emma PETERSON	Yamaha - Plus racing gear, Helmet city Chichester, WG T	2:27.611	3	4	34.516	6.996	53.16
27	96	600	15 Giovanni BELIOSSI	Honda - ASR Accident Storage Recovery	2:29.211	3	3	36.116	1.600	52.59
28	526	600	16 Michael ARMANI	Honda -	2:35.921	3	3	42.826	6.710	50.33
29	69	1000	13 Cassandra MCMANUS	Suzuki -	2:40.785	2	3	47.690	4.864	48.81
30	49	1000	14 Glen NEAGLE	Ducati -	2:41.237	3	3	48.142	0.452	48.67
31	323	600	17 Benjamin MORRIS	Kawasaki -			0			

No. 8 - Please fit a working transponder

Weather / Track : Bright / Dry

These results are provisional until the conclusion of any judicial and technical matters.

Cadwell Park

Circuit Length = 2.1800 miles

Start: 10:27 Flag 10:38 End: 10:40

Clerk Of Course :	Timekeeper :
-------------------	--------------

Results can be found at www.tsl-timing.com

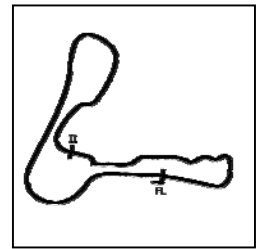
Printed - 10:44 Saturday, 27 April 2019



BMCRC - MRO Championships 2019 - Rnd 3 @ Cadwell Park

L&W Contractors BMCRC Rookie 1000 & Rookie 600

QUALIFYING - SECTOR ANALYSIS



SECTOR 1 = FL to I1, SECTOR 2 = I1 to FL, DIFF = Difference To Personal Best Lap, P = Crossed Finish Line in Pit Lane, D = Time Disallowed

P1		22 1000		Matthew LANE		Suzuki - GSXR 750	
IDEAL LAP TIME : 1:53.095		BEST LAP TIME : 1:53.095		DIFFERENCE : 0.000			
LAP	SECTOR 1	SECTOR 2	LAP TIME	MPH	DIFF	TIME OF DAY	
1 -	1:19.742	53.795	2:13.537	58.77	20.442	10:30:19.037	
2 -	1:09.514	52.180	2:01.694	64.49	8.599	10:32:20.731	
3 -	1:06.210	50.042	1:56.252 (2)	67.50	3.157	10:34:16.983	
4 -	1:11.470	48.372	1:59.842 (3)	65.48	6.747	10:36:16.825	
5 -	1:05.598	47.497	1:53.095 (1)	69.39		10:38:09.920	

P2		125 600		Luke BURNETT		Triumph - Marisco Medical Practice	
IDEAL LAP TIME : 1:51.902		BEST LAP TIME : 1:53.545		DIFFERENCE : 1.643			
LAP	SECTOR 1	SECTOR 2	LAP TIME	MPH	DIFF	TIME OF DAY	
1 -	1:12.455	49.868	2:02.323	64.15	8.778	10:29:57.195	
2 -	1:06.633	47.584	1:54.217 (2)	68.71	0.672	10:31:51.412	
3 -	1:05.749	47.796	1:53.545 (1)	69.11		10:33:44.957	
4 -	1:04.318	52.024	1:56.342	67.45	2.797	10:35:41.299	
5 -	1:07.312	48.507	1:55.819 (3)	67.76	2.274	10:37:37.118	

P3		9 1000		Luke DIXON		BMW -	
IDEAL LAP TIME : 1:52.429		BEST LAP TIME : 1:53.720		DIFFERENCE : 1.291			
LAP	SECTOR 1	SECTOR 2	LAP TIME	MPH	DIFF	TIME OF DAY	
1 -	1:10.962	48.915	1:59.877	65.46	6.157	10:29:54.420	
2 -	1:06.038	47.850	1:53.888 (2)	68.91	0.168	10:31:48.308	
3 -	1:06.089	47.631	1:53.720 (1)	69.01		10:33:42.028	
4 -	1:04.798	50.823	1:55.621 (3)	67.87	1.901	10:35:37.649	

P4		91 1000		Michael CHERRETT		Kawasaki - Bournemouth kawasaki racing	
IDEAL LAP TIME : 1:59.756		BEST LAP TIME : 1:59.756		DIFFERENCE : 0.000			
LAP	SECTOR 1	SECTOR 2	LAP TIME	MPH	DIFF	TIME OF DAY	
1 -	1:18.289	59.130	2:17.419	57.11	17.663	10:30:50.206	
2 -	1:14.415	50.274	2:04.689 (3)	62.94	4.933	10:32:54.895	
3 -	1:10.492	53.658	2:04.150 (2)	63.21	4.394	10:34:59.045	
4 -	1:10.139	49.617	1:59.756 (1)	65.53		10:36:58.801	

P5		198 600		Thomas MORRIS		Honda -	
IDEAL LAP TIME : 2:01.916		BEST LAP TIME : 2:01.916		DIFFERENCE : 0.000			
LAP	SECTOR 1	SECTOR 2	LAP TIME	MPH	DIFF	TIME OF DAY	
1 -	1:21.725	56.563	2:18.288	56.75	16.372	10:30:13.034	
2 -	1:15.411	52.707	2:08.118	61.25	6.202	10:32:21.152	
3 -	1:12.448	51.693	2:04.141 (2)	63.21	2.225	10:34:25.293	
4 -	1:12.874	53.700	2:06.574 (3)	62.00	4.658	10:36:31.867	
5 -	1:11.413	50.503	2:01.916 (1)	64.37		10:38:33.783	

P6		16 600		Tom VAUGHAN		Yamaha -	
IDEAL LAP TIME : 2:02.367		BEST LAP TIME : 2:02.367		DIFFERENCE : 0.000			
LAP	SECTOR 1	SECTOR 2	LAP TIME	MPH	DIFF	TIME OF DAY	
1 -	1:18.827	55.710	2:14.537	58.33	12.170	10:30:51.173	
2 -	1:14.549	51.278	2:05.827 (3)	62.37	3.460	10:32:57.000	
3 -	1:11.152	51.215	2:02.367 (1)	64.13		10:34:59.367	
4 -	1:11.914	52.440	2:04.354 (2)	63.11	1.987	10:37:03.721	

P7		288 600		Toby REYNOLDS		Honda - SKA Accountants Motorcycle tyres uk howesyourheati	
IDEAL LAP TIME : 2:03.301		BEST LAP TIME : 2:03.301		DIFFERENCE : 0.000			
LAP	SECTOR 1	SECTOR 2	LAP TIME	MPH	DIFF	TIME OF DAY	
1 -	1:18.242	55.598	2:13.840	58.63	10.539	10:30:06.260	
2 -	1:14.483	52.819	2:07.302	61.64	4.001	10:32:13.562	
3 -	1:11.451	51.850	2:03.301 (1)	63.64		10:34:16.863	

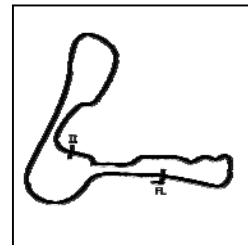
Weather / Track : Bright / Dry

Cadwell Park
Circuit Length = 2.1800 miles
Start: 10:27 Flag 10:38 End: 10:40

BMCRC - MRO Championships 2019 - Rnd 3 @ Cadwell Park

L&W Contractors BMCRC Rookie 1000 & Rookie 600

QUALIFYING - SECTOR ANALYSIS



SECTOR 1 = FL to I1, SECTOR 2 = I1 to FL, DIFF = Difference To Personal Best Lap, P = Crossed Finish Line in Pit Lane, D = Time Disallowed

4 -	1:15.332	51.932	2:07.264 (3)	61.66	3.963	10:36:24.127
5 -	1:12.731	52.456	2:05.187 (2)	62.69	1.886	10:38:29.314

P8	8 600	Cedric BLOCH	Kawasaki - Brigit's Group & SDC Performance			
IDEAL LAP TIME :		BEST LAP TIME : 2:03.624		DIFFERENCE :		

LAP	SECTOR 1	SECTOR 2	LAP TIME	MPH	DIFF	TIME OF DAY
1 -			2:13.165	58.93	9.541	10:30:09.456
2 -			2:04.759 (2)	62.90	1.135	10:32:14.215
3 -			2:05.224 (3)	62.67	1.600	10:34:19.439
4 -			2:09.280	60.70	5.656	10:36:28.719
5 -			2:03.624 (1)	63.48		10:38:32.343

P9	61 600	Adam SYMONDS	Yamaha -			
IDEAL LAP TIME :		BEST LAP TIME : 2:04.357		DIFFERENCE : 0.000		

LAP	SECTOR 1	SECTOR 2	LAP TIME	MPH	DIFF	TIME OF DAY
1 -	1:22.758	55.047	2:17.805 (2)	56.95	13.448	10:31:03.213
2 -	1:24.708	55.580	2:20.288	55.94	15.931	10:33:23.501
3 -	1:22.456	56.229	2:18.685 (3)	56.58	14.328	10:35:42.186
4 -	1:12.622	51.735	2:04.357 (1)	63.10		10:37:46.543

P10	421 1000	Daniel TINSLEY	Yamaha -			
IDEAL LAP TIME :		BEST LAP TIME : 2:06.555		DIFFERENCE : 0.512		

LAP	SECTOR 1	SECTOR 2	LAP TIME	MPH	DIFF	TIME OF DAY
1 -	1:27.313	58.835	2:26.148	53.69	19.593	10:30:54.267
2 -	1:20.115	55.556	2:15.671 (3)	57.84	9.116	10:33:09.938
3 -	1:17.377	53.650	2:11.027 (2)	59.89	4.472	10:35:20.965
4 -	1:13.331	53.224	2:06.555 (1)	62.01		10:37:27.520

P11	193 600	Jackson LANGLEY	Triumph - J J racing			
IDEAL LAP TIME :		BEST LAP TIME : 2:06.721		DIFFERENCE : 0.997		

LAP	SECTOR 1	SECTOR 2	LAP TIME	MPH	DIFF	TIME OF DAY
1 -	1:22.744	58.939	2:21.683	55.39	14.962	10:30:50.844
2 -	1:18.324	55.140	2:13.464 (3)	58.80	6.743	10:33:04.308
3 -	1:14.642	52.079	2:06.721 (1)	61.93		10:35:11.029
4 -	1:14.153	53.598	2:07.751 (2)	61.43	1.030	10:37:18.780

P12	100 1000	James FEARN	Honda -			
IDEAL LAP TIME :		BEST LAP TIME : 2:07.100		DIFFERENCE : 0.854		

LAP	SECTOR 1	SECTOR 2	LAP TIME	MPH	DIFF	TIME OF DAY
1 -	1:26.004	56.820	2:22.824	54.94	15.724	10:30:35.960
2 -	1:18.018	56.969	2:14.987 (3)	58.13	7.887	10:32:50.947
3 -	1:14.137	53.937	2:08.074 (2)	61.27	0.974	10:34:59.021
4 -	1:14.991	52.109	2:07.100 (1)	61.74		10:37:06.121

P13	103 1000	Craig GOFFORD	Suzuki -			
IDEAL LAP TIME :		BEST LAP TIME : 2:08.562		DIFFERENCE : 0.000		

LAP	SECTOR 1	SECTOR 2	LAP TIME	MPH	DIFF	TIME OF DAY
1 -	1:26.096	1:00.124	2:26.220	53.67	17.658	10:30:27.947
2 -	1:21.800	56.529	2:18.329 (3)	56.73	9.767	10:32:46.276
3 -	1:16.781	54.384	2:11.165 (2)	59.83	2.603	10:34:57.441
4 -	1:14.485	54.077	2:08.562 (1)	61.04		10:37:06.003

P14	707 1000	Stephen O'KEEFFE	Kawasaki - None			
IDEAL LAP TIME :		BEST LAP TIME : 2:08.951		DIFFERENCE : 0.000		

LAP	SECTOR 1	SECTOR 2	LAP TIME	MPH	DIFF	TIME OF DAY
1 -	1:25.233	57.639	2:22.872	54.93	13.921	10:30:23.376
2 -	1:18.837	55.331	2:14.168 (3)	58.49	5.217	10:32:37.544

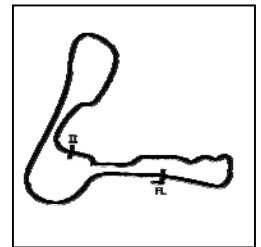
Weather / Track : Bright / Dry

Cadwell Park
Circuit Length = 2.1800 miles
Start: 10:27 Flag 10:38 End: 10:40

BMCRC - MRO Championships 2019 - Rnd 3 @ Cadwell Park

L&W Contractors BMCRC Rookie 1000 & Rookie 600

QUALIFYING - SECTOR ANALYSIS



SECTOR 1 = FL to I1, SECTOR 2 = I1 to FL, DIFF = Difference To Personal Best Lap, P = Crossed Finish Line in Pit Lane, D = Time Disallowed

3 -	1:17.277	54.089	2:11.366 (2)	59.74	2.415	10:34:48.910
4 -	1:15.389	53.562	2:08.951 (1)	60.86		10:36:57.861

P15 624 600	Matthew FEDRICK		Yamaha - Matthew Fedrick farriers ltd			
IDEAL LAP TIME : 2:08.197		BEST LAP TIME : 2:09.113	DIFFERENCE : 0.916			
LAP	SECTOR 1	SECTOR 2	LAP TIME	MPH	DIFF	TIME OF DAY
1 -	1:20.013	56.366	2:16.379	57.54	7.266	10:30:51.434
2 -	1:16.077	53.683	2:09.760 (3)	60.48	0.647	10:33:01.194
3 -	1:15.363	53.750	2:09.113 (1)	60.78		10:35:10.307
4 -	1:14.514	55.002	2:09.516 (2)	60.59	0.403	10:37:19.823

P16 44 600	James John ROBINSON		Honda - CurrentElec			
IDEAL LAP TIME : 2:09.316		BEST LAP TIME : 2:09.630	DIFFERENCE : 0.314			
LAP	SECTOR 1	SECTOR 2	LAP TIME	MPH	DIFF	TIME OF DAY
1 -	1:26.859	1:00.587	2:27.446	53.22	17.816	10:30:27.792
2 -	1:20.815	55.439	2:16.254 (3)	57.59	6.624	10:32:44.046
3 -	1:16.899	53.960	2:10.859 (2)	59.97	1.229	10:34:54.905
4 -	1:15.356	54.274	2:09.630 (1)	60.54		10:37:04.535

P17 841 1000	Shane YOUNG		Yamaha -			
IDEAL LAP TIME : 2:07.689		BEST LAP TIME : 2:09.746	DIFFERENCE : 2.057			
LAP	SECTOR 1	SECTOR 2	LAP TIME	MPH	DIFF	TIME OF DAY
1 -	1:26.917	1:02.228	2:29.145	52.62	19.399	10:31:17.116
2 -	1:21.867	55.756	2:17.623 (3)	57.02	7.877	10:33:34.739
3 -	1:14.530	55.216	2:09.746 (1)	60.48		10:35:44.485
4 -	1:17.502	53.159	2:10.661 (2)	60.06	0.915	10:37:55.146

P18 18 1000	Albert WILLISHER		Suzuki - willsher machinery ltd			
IDEAL LAP TIME : 2:09.483		BEST LAP TIME : 2:11.063	DIFFERENCE : 1.580			
LAP	SECTOR 1	SECTOR 2	LAP TIME	MPH	DIFF	TIME OF DAY
1 -	1:23.274	1:00.344	2:23.618	54.64	12.555	10:30:40.179
2 -	1:19.919	55.514	2:15.433 (3)	57.94	4.370	10:32:55.612
3 -	1:16.750	55.642	2:12.392 (2)	59.27	1.329	10:35:08.004
4 -	1:15.925	55.138	2:11.063 (1)	59.88		10:37:19.067

P19 606 600	Jake ANDERTON		Honda - CurrentElec Limited			
IDEAL LAP TIME : 2:12.521		BEST LAP TIME : 2:12.521	DIFFERENCE : 0.000			
LAP	SECTOR 1	SECTOR 2	LAP TIME	MPH	DIFF	TIME OF DAY
1 -	1:27.988	1:00.226	2:28.214	52.95	15.693	10:30:26.999
2 -	1:22.296	56.794	2:19.090 (3)	56.42	6.569	10:32:46.089
3 -	1:16.649	55.872	2:12.521 (1)	59.22		10:34:58.610
4 -	1:17.728	56.861	2:14.589 (2)	58.31	2.068	10:37:13.199

P20 128 1000	Kevin CLARKE		Suzuki -			
IDEAL LAP TIME : 2:13.195		BEST LAP TIME : 2:13.195	DIFFERENCE : 0.000			
LAP	SECTOR 1	SECTOR 2	LAP TIME	MPH	DIFF	TIME OF DAY
1 -	1:25.871	1:00.534	2:26.405	53.60	13.210	10:30:24.606
2 -	1:27.407	58.962	2:26.369 (3)	53.61	13.174	10:32:50.975
3 -	1:27.883	57.006	2:24.889 (2)	54.16	11.694	10:35:15.864
4 -	1:17.094	56.101	2:13.195 (1)	58.92		10:37:29.059

P21 877 1000	Gareth PURCELL		BMW - Fairburn JDR			
IDEAL LAP TIME : 2:11.622		BEST LAP TIME : 2:13.835	DIFFERENCE : 2.213			
LAP	SECTOR 1	SECTOR 2	LAP TIME	MPH	DIFF	TIME OF DAY
1 -	1:25.462	1:00.324	2:25.786	53.83	11.951	10:31:13.025
2 -	1:18.001	55.834	2:13.835 (1)	58.63		10:33:26.860
3 -	1:19.782	57.086	2:16.868 (3)	57.34	3.033	10:35:43.728

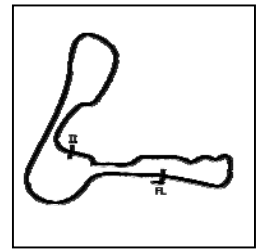
Weather / Track : Bright / Dry

Cadwell Park
Circuit Length = 2.1800 miles
Start: 10:27 Flag 10:38 End: 10:40

BMCRC - MRO Championships 2019 - Rnd 3 @ Cadwell Park

L&W Contractors BMCRC Rookie 1000 & Rookie 600

QUALIFYING - SECTOR ANALYSIS



SECTOR 1 = FL to I1, SECTOR 2 = I1 to FL, DIFF = Difference To Personal Best Lap, P = Crossed Finish Line in Pit Lane, D = Time Disallowed

4 - 1:21.137 **53.621** 2:14.758 (2) 58.23 0.923 10:37:58.486

P22 77 600 Nathan LEGGETT		Yamaha -				
IDEAL LAP TIME : 2:14.749		BEST LAP TIME : 2:14.749		DIFFERENCE : 0.000		
LAP	SECTOR 1	SECTOR 2	LAP TIME	MPH	DIFF	TIME OF DAY
1 -	1:28.760	1:04.339	2:33.099	51.26	18.350	10:30:51.123
2 -	1:24.532	57.696	2:22.228 (3)	55.17	7.479	10:33:13.351
3 -	1:21.209	56.739	2:17.948 (2)	56.89	3.199	10:35:31.299
4 -	1:18.512	56.237	2:14.749 (1)	58.24		10:37:46.048

P23 170 600 Paul MILLS		Yamaha -				
IDEAL LAP TIME : 2:17.618		BEST LAP TIME : 2:19.874		DIFFERENCE : 2.256		
LAP	SECTOR 1	SECTOR 2	LAP TIME	MPH	DIFF	TIME OF DAY
1 -	1:35.441	56.954	2:32.395	51.49	12.521	10:31:02.698
2 -	1:24.432	56.120	2:20.552 (2)	55.83	0.678	10:33:23.250
3 -	1:23.039	56.835	2:19.874 (1)	56.10		10:35:43.124
4 -	1:26.447	54.579	2:21.026 (3)	55.64	1.152	10:38:04.150

P24 711 1000 Craig WRIGHT		Kawasaki -				
IDEAL LAP TIME : 2:19.877		BEST LAP TIME : 2:19.877		DIFFERENCE : 0.000		
LAP	SECTOR 1	SECTOR 2	LAP TIME	MPH	DIFF	TIME OF DAY
1 -	1:29.335	1:01.018	2:30.353	52.19	10.476	10:31:00.415
2 -	1:25.042	57.277	2:22.319 (2)	55.14	2.442	10:33:22.734
3 -	1:22.877	57.000	2:19.877 (1)	56.10		10:35:42.611
4 -	1:26.651	59.628	2:26.279 (3)	53.65	6.402	10:38:08.890

P25 14 600 Carl BELL		Triumph - Transport Compliance UK, DevMonki				
IDEAL LAP TIME : 2:20.356		BEST LAP TIME : 2:20.615		DIFFERENCE : 0.259		
LAP	SECTOR 1	SECTOR 2	LAP TIME	MPH	DIFF	TIME OF DAY
1 -	1:31.527	1:01.090	2:32.617	51.42	12.002	10:30:39.873
2 -	1:27.182	57.819	2:25.001 (3)	54.12	4.386	10:33:04.874
3 -	1:22.618	57.997	2:20.615 (1)	55.81		10:35:25.489
4 -	1:23.026	57.738	2:20.764 (2)	55.75	0.149	10:37:46.253

P26 196 600 Emma PETERSON		Yamaha - Plus racing gear, Helmet city Chichester, WG Tyres B				
IDEAL LAP TIME : 2:27.611		BEST LAP TIME : 2:27.611		DIFFERENCE : 0.000		
LAP	SECTOR 1	SECTOR 2	LAP TIME	MPH	DIFF	TIME OF DAY
1 -	1:31.590	1:01.391	2:32.981	51.30	5.370	10:30:39.345
2 -	1:28.408	1:01.366	2:29.774 (2)	52.39	2.163	10:33:09.119
3 -	1:26.747	1:00.864	2:27.611 (1)	53.16		10:35:36.730
4 -	1:29.949	1:01.526	2:31.475 (3)	51.81	3.864	10:38:08.205

P27 96 600 Giovanni BELIOSSI		Honda - ASR Accident Storage Recovery				
IDEAL LAP TIME : 2:29.211		BEST LAP TIME : 2:29.211		DIFFERENCE : 0.000		
LAP	SECTOR 1	SECTOR 2	LAP TIME	MPH	DIFF	TIME OF DAY
1 -	1:35.577	1:05.434	2:41.011 (3)	48.74	11.800	10:31:27.664
2 -	1:33.595	1:03.870	2:37.465 (2)	49.84	8.254	10:34:05.129
3 -	1:28.534	1:00.677	2:29.211 (1)	52.59		10:36:34.340

P28 526 600 Michael ARMANI		Honda -				
IDEAL LAP TIME : 2:35.921		BEST LAP TIME : 2:35.921		DIFFERENCE : 0.000		
LAP	SECTOR 1	SECTOR 2	LAP TIME	MPH	DIFF	TIME OF DAY
1 -	1:44.729	1:07.620	2:52.349 (3)	45.53	16.428	10:31:38.834
2 -	1:34.017	1:04.242	2:38.259 (2)	49.59	2.338	10:34:17.093
3 -	1:32.992	1:02.929	2:35.921 (1)	50.33		10:36:53.014

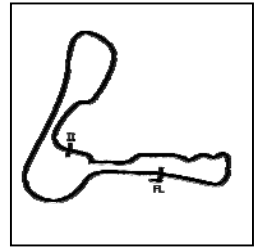
Weather / Track : Bright / Dry

Cadwell Park
Circuit Length = 2.1800 miles
Start: 10:27 Flag 10:38 End: 10:40

BMCRC - MRO Championships 2019 - Rnd 3 @ Cadwell Park

L&W Contractors BMCRC Rookie 1000 & Rookie 600

QUALIFYING - SECTOR ANALYSIS



SECTOR 1 = FL to I1, SECTOR 2 = I1 to FL, DIFF = Difference To Personal Best Lap, P = Crossed Finish Line in Pit Lane, D = Time Disallowed

P29 69 1000 Cassandra MCMANUS			Suzuki -			
IDEAL LAP TIME : 2:39.913		BEST LAP TIME : 2:40.785	DIFFERENCE : 0.872			
LAP	SECTOR 1	SECTOR 2	LAP TIME	MPH	DIFF	TIME OF DAY
1 -	1:40.569	1:08.057	2:48.626 (3)	46.54	7.841	10:31:18.123
2 -	1:34.328	1:06.457	2:40.785 (1)	48.81		10:33:58.908
3 -	1:33.456	1:10.034	2:43.490 (2)	48.00	2.705	10:36:42.398

P30 49 1000 Glen NEAGLE			Ducati -			
IDEAL LAP TIME : 2:41.237		BEST LAP TIME : 2:41.237	DIFFERENCE : 0.000			
LAP	SECTOR 1	SECTOR 2	LAP TIME	MPH	DIFF	TIME OF DAY
1 -	1:42.528	1:07.702	2:50.230 (3)	46.10	8.993	10:31:20.832
2 -	1:37.484	1:07.131	2:44.615 (2)	47.67	3.378	10:34:05.447
3 -	1:35.587	1:05.650	2:41.237 (1)	48.67		10:36:46.684

BMCRC - MRO Championships 2019 - Rnd 3 @ Cadwell Park

L&W Contractors BMCRC Rookie 1000 & Rookie 600

QUALIFYING - BEST SECTORS

SECTOR 1				SECTOR 2			IDEAL / BEST COMPARISON					
POS	NO	NAME	TIME	NO	NAME	TIME	POS	NO	NAME	IDEAL	BEST	DIFF
									PERFECT LAP	1:51.815		
1	125	BURNETT	1:04.318	22	LANE	47.497	1	125	BURNETT	1:51.902	1:53.545	1.643
2	9	DIXON	1:04.798	125	BURNETT	47.584	2	9	DIXON	1:52.429	1:53.720	1.291
3	22	LANE	1:05.598	9	DIXON	47.631	3	22	LANE	1:53.095	1:53.095	0.000
4	91	CHERRETT	1:10.139	91	CHERRETT	49.617	4	91	CHERRETT	1:59.756	1:59.756	0.000
5	16	VAUGHAN	1:11.152	198	MORRIS	50.503	5	198	MORRIS	2:01.916	2:01.916	0.000
6	198	MORRIS	1:11.413	16	VAUGHAN	51.215	6	16	VAUGHAN	2:02.367	2:02.367	0.000
7	288	REYNOLDS	1:11.451	61	SYMONDS	51.735	7	288	REYNOLDS	2:03.301	2:03.301	0.000
8	61	SYMONDS	1:12.622	288	REYNOLDS	51.850	8	61	SYMONDS	2:04.357	2:04.357	0.000
9	421	TINSLEY	1:12.819	193	LANGLEY	52.079	9	193	LANGLEY	2:05.724	2:06.721	0.997
10	193	LANGLEY	1:13.645	100	FEARN	52.109	10	421	TINSLEY	2:06.043	2:06.555	0.512
11	100	FEARN	1:14.137	841	YOUNG	53.159	11	100	FEARN	2:06.246	2:07.100	0.854
12	18	WILLSHER	1:14.345	421	TINSLEY	53.224	12	841	YOUNG	2:07.689	2:09.746	2.057
13	103	GOFFORD	1:14.485	707	O'KEEFFE	53.562	13	624	FEDRICK	2:08.197	2:09.113	0.916
14	624	FEDRICK	1:14.514	877	PURCELL	53.621	14	103	GOFFORD	2:08.562	2:08.562	0.000
15	841	YOUNG	1:14.530	624	FEDRICK	53.683	15	707	O'KEEFFE	2:08.951	2:08.951	0.000
16	44	ROBINSON	1:15.356	44	ROBINSON	53.960	16	44	ROBINSON	2:09.316	2:09.630	0.314
17	707	O'KEEFFE	1:15.389	103	GOFFORD	54.077	17	18	WILLSHER	2:09.483	2:11.063	1.580
18	606	ANDERTON	1:16.649	170	MILLS	54.579	18	877	PURCELL	2:11.622	2:13.835	2.213
19	128	CLARKE	1:17.094	18	WILLSHER	55.138	19	606	ANDERTON	2:12.521	2:12.521	0.000
20	877	PURCELL	1:18.001	606	ANDERTON	55.872	20	128	CLARKE	2:13.195	2:13.195	0.000
21	77	LEGGETT	1:18.512	128	CLARKE	56.101	21	77	LEGGETT	2:14.749	2:14.749	0.000
22	323	MORRIS	1:22.109	77	LEGGETT	56.237	22	170	MILLS	2:17.618	2:19.874	2.256
23	14	BELL	1:22.618	711	WRIGHT	57.000	23	711	WRIGHT	2:19.877	2:19.877	0.000
24	711	WRIGHT	1:22.877	14	BELL	57.738	24	14	BELL	2:20.356	2:20.615	0.259
25	170	MILLS	1:23.039	96	BELIOSSI	1:00.677	25	196	PETERSON	2:27.611	2:27.611	0.000
26	196	PETERSON	1:26.747	196	PETERSON	1:00.864	26	96	BELIOSSI	2:29.211	2:29.211	0.000
27	96	BELIOSSI	1:28.534	526	ARMANI	1:02.929	27	526	ARMANI	2:35.921	2:35.921	0.000
28	526	ARMANI	1:32.992	49	NEAGLE	1:05.650	28	69	MCMANUS	2:39.913	2:40.785	0.872
29	69	MCMANUS	1:33.456	69	MCMANUS	1:06.457	29	49	NEAGLE	2:41.237	2:41.237	0.000
30	49	NEAGLE	1:35.587				30	8	BLOCH		2:03.624	

BMCRC - MRO Championships 2019 - Rnd 3 @ Cadwell Park

L&W Contractors BMCRC Rookie 1000 & Rookie 600

RACE 5 - GRID (7 Laps)



CONTRACTORS LTD

ROW 12		34	2:35.921	526	Michael ARMANI	35	323	Benjamin MORRIS	1				
ROW 11	31	2:20.615	14	Carl BELL	32	2:27.611	196	Emma PETERSON	33	2:29.211	96	Giovanni BELIOSSI	
ROW 10		2:12.521	28	606	Jake ANDERTON	29	2:14.749	77	Nathan LEGGETT	30	2:19.874	170	Paul MILLS
ROW 9	25	2:06.721	193	Jackson LANGLEY	26	2:09.113	624	Matthew FEDRICK	27	2:09.630	44	James John ROBINSON	
ROW 8		2:03.301	22	288	Toby REYNOLDS	23	2:03.624	8	Cedric BLOCH	24	2:04.357	61	Adam SYMONDS
ROW 7	19	1:53.545	125	Luke BURNETT	20	2:01.916	198	Thomas MORRIS	21	2:02.367	16	Tom VAUGHAN	
ROW 6			16				17				18		
ROW 5	13	2:40.785	69	Cassandra MCMANUS	14	2:41.237	49	Glen NEAGLE	15		71	Seb JENKINS	
ROW 4		2:13.195	10	128	Kevin CLARKE	11	2:13.835	877	Gareth PURCELL	12	2:19.877	711	Craig WRIGHT
ROW 3	7	2:08.951	707	Stephen O'KEEFFE	8	2:09.746	841	Shane YOUNG	9	2:11.063	18	Albert WILLSSHER	
ROW 2		2:06.555	4	421	Daniel TINSLEY	5	2:07.100	100	James FEARN	6	2:08.562	103	Craig GOFFORD
ROW 1	1	1:53.095	22	Matthew LANE	2	1:53.720	9	Luke DIXON	3	1:59.756	91	Michael CHERRETT	
				Pole									

Cadwell Park
Circuit Length = 2.1800 miles

These results are provisional until the conclusion of any judicial and technical matters.

Clerk Of Course :		Timekeeper :	
-------------------	--	--------------	--

Results can be found at www.tsl-timing.com

Printed - 10:53 Saturday, 27 April 2019



BMCRC - MRO Championships 2019 - Rnd 3 @ Cadwell Park

L&W Contractors BMCRC Rookie 1000 & Rookie 600

RACE 5 - CLASSIFICATION



CONTRACTORS LTD

POS	NO	CL	PIC NAME	ENTRY	LAPS	TIME	GAP	DIFF	MPH	BEST	ON
1	22	1000	1 Matthew LANE	Suzuki - GSXR 750	5	9:57.564			65.66	1:53.900	2
2	9	1000	2 Luke DIXON	BMW -	5	10:04.143	6.579	6.579	64.95	1:56.658	3
3	71	1000	3 Seb JENKINS	Yamaha -	5	10:25.382	27.818	21.239	62.74	2:00.040	5
4	421	1000	4 Daniel TINSLEY	Yamaha -	5	10:31.648	34.084	6.266	62.12	2:02.814	4
5	91	1000	5 Michael CHERRETT	Kawasaki - Bournemouth kawasaki racing	5	10:34.751	37.187	3.103	61.81	2:03.451	2
6	18	1000	6 Albert WILLISHER	Suzuki - willsher machinery ltd	5	10:35.443	37.879	0.692	61.75	2:04.330	4
7	100	1000	7 James FEARN	Honda -	5	10:38.932	41.368	3.489	61.41	2:03.122	5
8	125	600	1 Luke BURNETT	Triumph - Marisco Medical Practice	5	10:42.933	45.369	4.001	61.03	1:56.493	4
9	103	1000	8 Craig GOFFORD	Suzuki -	5	10:48.348	50.784	5.415	60.52	2:06.124	5
10	16	600	2 Tom VAUGHAN	Yamaha -	5	10:52.737	55.173	4.389	60.11	1:57.285	4
11	128	1000	9 Kevin CLARKE	Suzuki -	5	10:55.866	58.302	3.129	59.82	2:08.237	4
12	8	600	3 Cedric BLOCH	Kawasaki - Brigit's Group & SDC Performance	5	11:07.340	1:09.776	11.474	58.80	2:00.719	5
13	198	600	4 Thomas MORRIS	Honda -	5	11:08.286	1:10.722	0.946	58.71	2:00.797	5
14	193	600	5 Jackson LANGLEY	Triumph - J J racing	5	11:30.995	1:33.431	22.709	56.78	2:04.884	5
15	77	600	6 Nathan LEGGETT	Yamaha -	4	9:33.221	1 Lap	1 Lap	54.76	2:05.222	4
16	61	600	7 Adam SYMONDS	Yamaha -	4	9:40.227	1 Lap	7.006	54.10	2:09.492	4
17	44	600	8 James John ROBINSON	Honda - CurrentElec	4	9:56.901	1 Lap	16.674	52.59	2:14.035	4
18	323	600	9 Benjamin MORRIS	Kawasaki -	4	9:57.485	1 Lap	0.584	52.54	2:07.795	4
19	606	600	10 Jake ANDERTON	Honda - CurrentElec Limited	4	10:03.059	1 Lap	5.574	52.05	2:14.306	4
20	624	600	11 Matthew FEDRICK	Yamaha - Matthew Fedrick farriers ltd	4	10:06.217	1 Lap	3.158	51.78	2:15.748	4
21	170*	600	12 Paul MILLS	Yamaha -	4	10:13.960	1 Lap	7.743	51.13	2:13.517	4
22	96	600	13 Giovanni BELIOSSI	Honda - ASR Accident Storage Recovery	4	10:31.507	1 Lap	17.547	49.71	2:18.829	4
23	196	600	14 Emma PETERSON	Yamaha - Plus racing gear, Helmet city Chichester,	4	10:36.062	1 Lap	4.555	49.35	2:22.519	4
24	69	1000	10 Cassandra MCMANUS	Suzuki -	4	10:44.596	1 Lap	8.534	48.70	2:32.133	4
25	49	1000	11 Glen NEAGLE	Ducati -	4	10:53.468	1 Lap	8.872	48.03	2:39.777	4

NOT CLASSIFIED

DNF	707	1000	Stephen O'KEEFFE	Kawasaki - None	4	8:37.559	1 Lap		60.65	2:06.676	3
DNF	841	1000	Shane YOUNG	Yamaha -	4	8:38.709	1 Lap	1.150	60.51	2:06.882	3
DNF	526	600	Michael ARMANI	Honda -	3	8:28.278	2 Laps	1 Lap	46.32	2:28.217	3
DNF	877	1000	Gareth PURCELL	BMW - Fairburn JDR	2	4:20.984	3 Laps	1 Lap	60.14	2:05.743	2
DNF	711	1000	Craig WRIGHT	Kawasaki -	2	4:42.082	3 Laps	21.098	55.64	2:17.238	2
DNF	288	600	Toby REYNOLDS	Honda - SKA Accountants Motorycycle tyres uk how	2	5:04.436	3 Laps	22.354	51.55	2:05.422	2
DNF	14	600	Carl BELL	Triumph - Transport Compliance UK, DevMonki	2	5:43.015	3 Laps	38.579	45.75	2:20.097	2

FASTEST LAP

22	1000	Matthew LANE	Suzuki - GSXR 750	2	1:53.900	68.90 mph	110.88 kph
125	600	Luke BURNETT	Triumph - Marisco Medical Practice	4	1:56.493	67.36 mph	108.42 kph

No. 170 - 10 second penalty, jump start
 Class 1000 - 92.5% of Race Speed = 60.73 mph
 Class 600 - 92.5% of Race Speed = 56.45 mph

Cadwell Park
 Circuit Length = 2.1800 miles
 Start: 14:12 Flag 14:21 End: 14:25

Weather / Track : Rain / Wet

These results are provisional until the conclusion of any judicial and technical matters.

Clerk Of Course :	Timekeeper :
-------------------	--------------

Results can be found at www.tsl-timing.com

Printed - 14:29 Saturday, 27 April 2019



BMCRC - MRO Championships 2019 - Rnd 3 @ Cadwell Park

L&W Contractors BMCRC Rookie 1000 & Rookie 600

RACE 5 - LAP CHART

LAP 1 @ 14:14:09.444

NO	BEHIND	LAP TIME
22		2:00.292
9	8.392	2:08.684
91	10.757	2:11.049
18	12.391	2:12.683
421	14.202	2:14.494
877	14.949	2:15.241
841	15.273	2:15.565
71	15.657	2:15.949
100	15.786	2:16.078
707	16.663	2:16.955
128	17.835	2:18.127
103	19.563	2:19.855
711	24.552	2:24.844
49	47.023	2:47.315
69	49.823	2:50.115
125	51.063	2:51.355
16	55.118	2:55.410
198	57.668	2:57.960
288	58.722	2:59.014
8	59.551	2:59.843
193	1:01.158	3:01.450
61	1:05.603	3:05.895
606	1:09.927	3:10.219
77	1:10.112	3:10.404
44	1:11.094	3:11.386
624	1:12.012	3:12.304
170	1:13.004	3:13.296
323	1:14.084	3:14.376
96	1:21.457	3:21.749
196	1:21.598	3:21.890
14	1:22.626	3:22.918
526	1:29.729	3:30.021

LAP 2 @ 14:16:03.344

NO	BEHIND	LAP TIME
22		1:53.900
9	14.509	2:00.017
91	20.308	2:03.451
18	24.763	2:06.272
421	25.603	2:05.301
877	26.792	2:05.743
71	26.892	2:05.135
100	28.266	2:06.380
841	28.772	2:07.399
707	29.634	2:06.871
103	33.693	2:08.030
128	35.316	2:11.381
711	47.890	2:17.238
125	55.886	1:58.723
16	1:00.663	1:59.445
198	1:08.367	2:04.599
8	1:08.927	2:03.276
288	1:10.244	2:05.422
193	1:17.836	2:10.578
61	1:24.348	2:12.645
77	1:24.608	2:08.396
44	1:32.968	2:15.774
606	1:35.562	2:19.535
69	1:36.731	2:40.808
624	1:36.794	2:18.682
323	1:37.509	2:17.325
170	1:37.690	2:18.586

Weather / Track : Rain / Wet

Results can be found at www.tsl-timing.com

LAP 3 @ 14:17:57.614

NO	BEHIND	LAP TIME
22		1:54.270
196	1 Lap	2:27.049
526	1 Lap	2:30.040
9	16.897	1:56.658
91	29.609	2:03.571
71	35.060	2:02.438
421	35.188	2:03.855
18	36.583	2:06.090
841	41.384	2:06.882
707	42.040	2:06.676
100	43.428	2:09.432
103	46.663	2:07.240
128	50.335	2:09.289
125	59.598	1:57.982
16	1:05.729	1:59.336
8	1:17.224	2:02.567
198	1:17.690	2:03.593
193	1:32.540	2:08.974
77	1:39.537	2:09.199
61	1:42.273	2:12.195
44	1:54.404	2:15.706
606	2:00.291	2:18.999
323	2:01.228	2:17.989
170	2:01.981	2:18.561
624	2:02.007	2:19.483

LAP 4 @ 14:19:59.841

NO	BEHIND	LAP TIME
22		2:02.227
9	15.946	2:01.276
69	1 Lap	2:41.540
96	1 Lap	2:26.068
196	1 Lap	2:24.604
49	1 Lap	2:41.503
71	34.653	2:01.820
421	35.775	2:02.814
91	36.976	2:09.594
526	1 Lap	2:28.217
18	38.686	2:04.330
100	45.121	2:03.920
707	46.870	2:07.057
841	48.020	2:08.863
103	51.535	2:07.099
125	53.864	1:56.493
128	56.345	2:08.237
16	1:00.787	1:57.285
8	1:15.932	2:00.935
198	1:16.800	2:01.337
193	1:35.422	2:05.109
77	1:42.532	2:05.222
61	1:49.538	2:09.492
44	2:06.212	2:14.035
323	2:06.796	2:07.795

LAP 5 @ 14:22:06.716

NO	BEHIND	LAP TIME
22		2:06.875

606	1 Lap	2:14.306
170	1 Lap	2:13.517
9	6.579	1:57.508
624	1 Lap	2:15.748
71	27.818	2:00.040
96	1 Lap	2:18.829
421	34.084	2:05.184
91	37.187	2:07.086
18	37.879	2:06.068
196	1 Lap	2:22.519
100	41.368	2:03.122
125	45.369	1:58.380
69	1 Lap	2:32.133
103	50.784	2:06.124
16	55.173	2:01.261
49	1 Lap	2:39.777
128	58.302	2:08.832
8	1:09.776	2:00.719
198	1:10.722	2:00.797
193	1:33.431	2:04.884

Cadwell Park

Circuit Length = 2.1800 miles

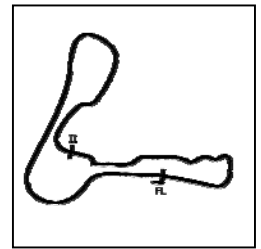
Start: 14:12 Flag 14:21 End: 14:25

Printed - 14:31 Saturday, 27 April 2019

BMCRC - MRO Championships 2019 - Rnd 3 @ Cadwell Park

L&W Contractors BMCRC Rookie 1000 & Rookie 600

RACE 5 - SECTOR ANALYSIS



SECTOR 1 = FL to I1, SECTOR 2 = I1 to FL, DIFF = Difference To Personal Best Lap, P = Crossed Finish Line in Pit Lane, D = Time Disallowed

P1 22 1000 Matthew LANE		Suzuki - GSXR 750				
IDEAL LAP TIME : 1:52.777		BEST LAP TIME : 1:53.900				
		DIFFERENCE : 1.123				
LAP	SECTOR 1	SECTOR 2	LAP TIME	MPH	DIFF	TIME OF DAY
1 -		48.050	2:00.292	65.24	6.392	14:14:09.444
2 -	1:06.307	47.593	1:53.900 (1)	68.90		14:16:03.344
3 -	1:05.184	49.086	1:54.270 (2)	68.68	0.370	14:17:57.614
4 -	1:08.638	53.589	2:02.227 (3)	64.20	8.327	14:19:59.841
5 -	1:15.732	51.143	2:06.875	61.85	12.975	14:22:06.716

P2 9 1000 Luke DIXON		BMW -				
IDEAL LAP TIME : 1:56.395		BEST LAP TIME : 1:56.658				
		DIFFERENCE : 0.263				
LAP	SECTOR 1	SECTOR 2	LAP TIME	MPH	DIFF	TIME OF DAY
1 -		51.853	2:08.684	60.98	12.026	14:14:17.836
2 -	1:10.129	49.888	2:00.017 (3)	65.39	3.359	14:16:17.853
3 -	1:07.993	48.665	1:56.658 (1)	67.27		14:18:14.511
4 -	1:09.206	52.070	2:01.276	64.71	4.618	14:20:15.787
5 -	1:07.730	49.778	1:57.508 (2)	66.78	0.850	14:22:13.295

P3 71 1000 Seb JENKINS		Yamaha -				
IDEAL LAP TIME : 1:59.596		BEST LAP TIME : 2:00.040				
		DIFFERENCE : 0.444				
LAP	SECTOR 1	SECTOR 2	LAP TIME	MPH	DIFF	TIME OF DAY
1 -		52.874	2:15.949	57.72	15.909	14:14:25.101
2 -	1:13.247	51.888	2:05.135	62.71	5.095	14:16:30.236
3 -	1:11.172	51.266	2:02.438 (3)	64.09	2.398	14:18:32.674
4 -	1:10.082	51.738	2:01.820 (2)	64.42	1.780	14:20:34.494
5 -	1:10.526	49.514	2:00.040 (1)	65.37		14:22:34.534

P4 421 1000 Daniel TINSLEY		Yamaha -				
IDEAL LAP TIME : 2:02.814		BEST LAP TIME : 2:02.814				
		DIFFERENCE : 0.000				
LAP	SECTOR 1	SECTOR 2	LAP TIME	MPH	DIFF	TIME OF DAY
1 -		53.766	2:14.494	58.35	11.680	14:14:23.646
2 -	1:12.547	52.754	2:05.301	62.63	2.487	14:16:28.947
3 -	1:12.137	51.718	2:03.855 (2)	63.36	1.041	14:18:32.802
4 -	1:11.394	51.420	2:02.814 (1)	63.90		14:20:35.616
5 -	1:12.253	52.931	2:05.184 (3)	62.69	2.370	14:22:40.800

P5 91 1000 Michael CHERRETT		Kawasaki - Bournemouth kawasaki racing				
IDEAL LAP TIME : 2:02.232		BEST LAP TIME : 2:03.451				
		DIFFERENCE : 1.219				
LAP	SECTOR 1	SECTOR 2	LAP TIME	MPH	DIFF	TIME OF DAY
1 -		52.173	2:11.049	59.88	7.598	14:14:20.201
2 -	1:13.034	50.417	2:03.451 (1)	63.57		14:16:23.652
3 -	1:11.815	51.756	2:03.571 (2)	63.51	0.120	14:18:27.223
4 -	1:15.794	53.800	2:09.594	60.55	6.143	14:20:36.817
5 -	1:13.075	54.011	2:07.086 (3)	61.75	3.635	14:22:43.903

P6 18 1000 Albert WILLISHER		Suzuki - willsher machinery ltd				
IDEAL LAP TIME : 2:04.330		BEST LAP TIME : 2:04.330				
		DIFFERENCE : 0.000				
LAP	SECTOR 1	SECTOR 2	LAP TIME	MPH	DIFF	TIME OF DAY
1 -		53.579	2:12.683	59.14	8.353	14:14:21.835
2 -	1:11.983	54.289	2:06.272	62.15	1.942	14:16:28.107
3 -	1:12.770	53.320	2:06.090 (3)	62.24	1.760	14:18:34.197
4 -	1:11.690	52.640	2:04.330 (1)	63.12		14:20:38.527
5 -	1:12.143	53.925	2:06.068 (2)	62.25	1.738	14:22:44.595

P7 100 1000 James FEARN		Honda -				
IDEAL LAP TIME : 2:01.601		BEST LAP TIME : 2:03.122				
		DIFFERENCE : 1.521				
LAP	SECTOR 1	SECTOR 2	LAP TIME	MPH	DIFF	TIME OF DAY

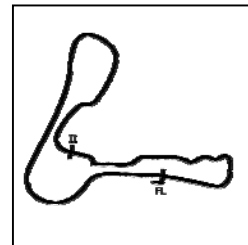
Weather / Track : Rain / Wet

Cadwell Park
Circuit Length = 2.1800 miles
Start: 14:12 Flag 14:21 End: 14:25

BMCRC - MRO Championships 2019 - Rnd 3 @ Cadwell Park

L&W Contractors BMCRC Rookie 1000 & Rookie 600

RACE 5 - SECTOR ANALYSIS



SECTOR 1 = FL to I1, SECTOR 2 = I1 to FL, DIFF = Difference To Personal Best Lap, P = Crossed Finish Line in Pit Lane, D = Time Disallowed

1 -		53.557	2:16.078	57.67	12.956	14:14:25.230
2 -	1:14.311	52.069	2:06.380 (3)	62.09	3.258	14:16:31.610
3 -	1:11.049	58.383	2:09.432	60.63	6.310	14:18:41.042
4 -	1:13.141	50.779	2:03.920 (2)	63.33	0.798	14:20:44.962
5 -	1:10.822	52.300	2:03.122 (1)	63.74		14:22:48.084

P8	125 600	Luke BURNETT	Triumph - Marisco Medical Practice			
IDEAL LAP TIME : 1:56.365		BEST LAP TIME : 1:56.493	DIFFERENCE : 0.128			
LAP	SECTOR 1	SECTOR 2	LAP TIME	MPH	DIFF	TIME OF DAY
1 -		49.989	2:51.355	45.79	54.862	14:15:00.507
2 -	1:08.740	49.983	1:58.723	66.10	2.230	14:16:59.230
3 -	1:08.385	49.597	1:57.982 (2)	66.51	1.489	14:18:57.212
4 -	1:07.352	49.141	1:56.493 (1)	67.36		14:20:53.705
5 -	1:07.224	51.156	1:58.380 (3)	66.29	1.887	14:22:52.085

P9	103 1000	Craig GOFFORD	Suzuki -			
IDEAL LAP TIME : 2:04.843		BEST LAP TIME : 2:06.124	DIFFERENCE : 1.281			
LAP	SECTOR 1	SECTOR 2	LAP TIME	MPH	DIFF	TIME OF DAY
1 -		54.127	2:19.855	56.11	13.731	14:14:29.007
2 -	1:15.029	53.001	2:08.030	61.29	1.906	14:16:37.037
3 -	1:13.254	53.986	2:07.240 (3)	61.67	1.116	14:18:44.277
4 -	1:14.497	52.602	2:07.099 (2)	61.74	0.975	14:20:51.376
5 -	1:12.241	53.883	2:06.124 (1)	62.22		14:22:57.500

P10	16 600	Tom VAUGHAN	Yamaha -			
IDEAL LAP TIME : 1:57.285		BEST LAP TIME : 1:57.285	DIFFERENCE : 0.000			
LAP	SECTOR 1	SECTOR 2	LAP TIME	MPH	DIFF	TIME OF DAY
1 -		52.470	2:55.410	44.74	58.125	14:15:04.562
2 -	1:09.849	49.596	1:59.445 (3)	65.70	2.160	14:17:04.007
3 -	1:09.074	50.262	1:59.336 (2)	65.76	2.051	14:19:03.343
4 -	1:08.454	48.831	1:57.285 (1)	66.91		14:21:00.628
5 -	1:10.127	51.134	2:01.261	64.72	3.976	14:23:01.889

P11	128 1000	Kevin CLARKE	Suzuki -			
IDEAL LAP TIME : 2:06.234		BEST LAP TIME : 2:08.237	DIFFERENCE : 2.003			
LAP	SECTOR 1	SECTOR 2	LAP TIME	MPH	DIFF	TIME OF DAY
1 -		54.381	2:18.127	56.81	9.890	14:14:27.279
2 -	1:14.876	56.505	2:11.381	59.73	3.144	14:16:38.660
3 -	1:14.910	54.379	2:09.289 (3)	60.70	1.052	14:18:47.949
4 -	1:16.359	51.878	2:08.237 (1)	61.19		14:20:56.186
5 -	1:14.356	54.476	2:08.832 (2)	60.91	0.595	14:23:05.018

P12	8 600	Cedric BLOCH	Kawasaki - Brigit's Group & SDC Performance			
IDEAL LAP TIME : 2:00.653		BEST LAP TIME : 2:00.719	DIFFERENCE : 0.066			
LAP	SECTOR 1	SECTOR 2	LAP TIME	MPH	DIFF	TIME OF DAY
1 -		52.478	2:59.843	43.63	59.124	14:15:08.995
2 -	1:11.827	51.449	2:03.276	63.66	2.557	14:17:12.271
3 -	1:10.265	52.302	2:02.567 (3)	64.03	1.848	14:19:14.838
4 -	1:09.858	51.077	2:00.935 (2)	64.89	0.216	14:21:15.773
5 -	1:09.576	51.143	2:00.719 (1)	65.01		14:23:16.492

P13	198 600	Thomas MORRIS	Honda -			
IDEAL LAP TIME : 2:00.797		BEST LAP TIME : 2:00.797	DIFFERENCE : 0.000			
LAP	SECTOR 1	SECTOR 2	LAP TIME	MPH	DIFF	TIME OF DAY
1 -		52.585	2:57.960	44.10	57.163	14:15:07.112
2 -	1:12.836	51.763	2:04.599	62.98	3.802	14:17:11.711
3 -	1:11.499	52.094	2:03.593 (3)	63.49	2.796	14:19:15.304
4 -	1:10.360	50.977	2:01.337 (2)	64.67	0.540	14:21:16.641

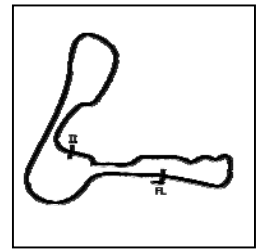
Weather / Track : Rain / Wet

Cadwell Park
Circuit Length = 2.1800 miles
Start: 14:12 Flag 14:21 End: 14:25

BMCRC - MRO Championships 2019 - Rnd 3 @ Cadwell Park

L&W Contractors BMCRC Rookie 1000 & Rookie 600

RACE 5 - SECTOR ANALYSIS



SECTOR 1 = FL to I1, SECTOR 2 = I1 to FL, DIFF = Difference To Personal Best Lap, P = Crossed Finish Line in Pit Lane, D = Time Disallowed

5 - 1:09.903 50.894 2:00.797 (1) 64.96 14:23:17.438

P14 193 600	Jackson LANGLEY		Triumph - J J racing			
IDEAL LAP TIME : 2:04.884	BEST LAP TIME : 2:04.884	DIFFERENCE : 0.000				

LAP	SECTOR 1	SECTOR 2	LAP TIME	MPH	DIFF	TIME OF DAY
1 -		52.779	3:01.450	43.25	56.566	14:15:10.602
2 -	1:16.631	53.947	2:10.578	60.10	5.694	14:17:21.180
3 -	1:15.347	53.627	2:08.974 (3)	60.84	4.090	14:19:30.154
4 -	1:13.097	52.012	2:05.109 (2)	62.72	0.225	14:21:35.263
5 -	1:13.046	51.838	2:04.884 (1)	62.84		14:23:40.147

P15 77 600	Nathan LEGGETT		Yamaha -			
IDEAL LAP TIME : 2:05.222	BEST LAP TIME : 2:05.222	DIFFERENCE : 0.000				

LAP	SECTOR 1	SECTOR 2	LAP TIME	MPH	DIFF	TIME OF DAY
1 -		57.145	3:10.404	41.21	1:05.182	14:15:19.556
2 -	1:14.083	54.313	2:08.396 (2)	61.12	3.174	14:17:27.952
3 -	1:14.718	54.481	2:09.199 (3)	60.74	3.977	14:19:37.151
4 -	1:13.380	51.842	2:05.222 (1)	62.67		14:21:42.373

P16 61 600	Adam SYMONDS		Yamaha -			
IDEAL LAP TIME : 2:09.117	BEST LAP TIME : 2:09.492	DIFFERENCE : 0.375				

LAP	SECTOR 1	SECTOR 2	LAP TIME	MPH	DIFF	TIME OF DAY
1 -		54.122	3:05.895	42.21	56.403	14:15:15.047
2 -	1:17.716	54.929	2:12.645 (3)	59.16	3.153	14:17:27.692
3 -	1:17.146	55.049	2:12.195 (2)	59.36	2.703	14:19:39.887
4 -	1:14.995	54.497	2:09.492 (1)	60.60		14:21:49.379

P17 44 600	James John ROBINSON		Honda - CurrentElec			
IDEAL LAP TIME : 2:11.732	BEST LAP TIME : 2:14.035	DIFFERENCE : 2.303				

LAP	SECTOR 1	SECTOR 2	LAP TIME	MPH	DIFF	TIME OF DAY
1 -		58.523	3:11.386	41.00	57.351	14:15:20.538
2 -	1:16.654	59.120	2:15.774 (3)	57.80	1.739	14:17:36.312
3 -	1:17.719	57.987	2:15.706 (2)	57.83	1.671	14:19:52.018
4 -	1:18.957	55.078	2:14.035 (1)	58.55		14:22:06.053

P18 323 600	Benjamin MORRIS		Kawasaki -			
IDEAL LAP TIME : 2:07.795	BEST LAP TIME : 2:07.795	DIFFERENCE : 0.000				

LAP	SECTOR 1	SECTOR 2	LAP TIME	MPH	DIFF	TIME OF DAY
1 -		57.017	3:14.376	40.37	1:06.581	14:15:23.528
2 -	1:17.996	59.329	2:17.325 (2)	57.14	9.530	14:17:40.853
3 -	1:18.338	59.651	2:17.989 (3)	56.87	10.194	14:19:58.842
4 -	1:14.345	53.450	2:07.795 (1)	61.41		14:22:06.637

P19 606 600	Jake ANDERTON		Honda - CurrentElec Limited			
IDEAL LAP TIME : 2:14.306	BEST LAP TIME : 2:14.306	DIFFERENCE : 0.000				

LAP	SECTOR 1	SECTOR 2	LAP TIME	MPH	DIFF	TIME OF DAY
1 -		57.906	3:10.219	41.25	55.913	14:15:19.371
2 -	1:19.029	1:00.506	2:19.535 (3)	56.24	5.229	14:17:38.906
3 -	1:19.807	59.192	2:18.999 (2)	56.46	4.693	14:19:57.905
4 -	1:18.078	56.228	2:14.306 (1)	58.43		14:22:12.211

P20 624 600	Matthew FEDRICK		Yamaha - Matthew Fedrick farriers ltd			
IDEAL LAP TIME : 2:14.696	BEST LAP TIME : 2:15.748	DIFFERENCE : 1.052				

LAP	SECTOR 1	SECTOR 2	LAP TIME	MPH	DIFF	TIME OF DAY
1 -		56.526	3:12.304	40.81	56.556	14:15:21.456
2 -	1:19.029	59.653	2:18.682 (2)	56.59	2.934	14:17:40.138
3 -	1:20.072	59.411	2:19.483 (3)	56.26	3.735	14:19:59.621

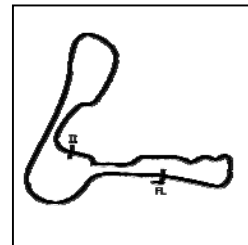
Weather / Track : Rain / Wet

Cadwell Park
Circuit Length = 2.1800 miles
Start: 14:12 Flag 14:21 End: 14:25

BMCRC - MRO Championships 2019 - Rnd 3 @ Cadwell Park

L&W Contractors BMCRC Rookie 1000 & Rookie 600

RACE 5 - SECTOR ANALYSIS



SECTOR 1 = FL to I1, SECTOR 2 = I1 to FL, DIFF = Difference To Personal Best Lap, P = Crossed Finish Line in Pit Lane, D = Time Disallowed

4- 1:20.081 **55.667** **2:15.748 (1)** **57.81** **14:22:15.369**

P21 170 600 Paul MILLS		Yamaha -				
IDEAL LAP TIME : 2:13.517		BEST LAP TIME : 2:13.517		DIFFERENCE : 0.000		
LAP	SECTOR 1	SECTOR 2	LAP TIME	MPH	DIFF	TIME OF DAY
1 -		56.350	3:13.296	40.60	59.779	14:15:22.448
2 -	1:19.622	58.964	2:18.586 (3)	56.62	5.069	14:17:41.034
3 -	1:21.240	57.321	2:18.561 (2)	56.63	5.044	14:19:59.595
4 -	1:18.808	54.709	2:13.517 (1)	58.77		14:22:13.112

P22 96 600 Giovanni BELIOSSI		Honda - ASR Accident Storage Recovery				
IDEAL LAP TIME : 2:18.829		BEST LAP TIME : 2:18.829		DIFFERENCE : 0.000		
LAP	SECTOR 1	SECTOR 2	LAP TIME	MPH	DIFF	TIME OF DAY
1 -		58.957	3:21.749	38.90	1:02.920	14:15:30.901
2 -	1:25.961	58.900	2:24.861 (2)	54.17	6.032	14:17:55.762
3 -	1:25.007	1:01.061	2:26.068 (3)	53.72	7.239	14:20:21.830
4 -	1:21.672	57.157	2:18.829 (1)	56.53		14:22:40.659

P23 196 600 Emma PETERSON		Yamaha - Plus racing gear, Helmet city Chichester, WG Tyres B				
IDEAL LAP TIME : 2:22.519		BEST LAP TIME : 2:22.519		DIFFERENCE : 0.000		
LAP	SECTOR 1	SECTOR 2	LAP TIME	MPH	DIFF	TIME OF DAY
1 -		1:00.165	3:21.890	38.87	59.371	14:15:31.042
2 -	1:26.520	1:00.529	2:27.049 (3)	53.37	4.530	14:17:58.091
3 -	1:25.045	59.559	2:24.604 (2)	54.27	2.085	14:20:22.695
4 -	1:23.022	59.497	2:22.519 (1)	55.06		14:22:45.214

P24 69 1000 Cassandra MCMANUS		Suzuki -				
IDEAL LAP TIME : 2:32.133		BEST LAP TIME : 2:32.133		DIFFERENCE : 0.000		
LAP	SECTOR 1	SECTOR 2	LAP TIME	MPH	DIFF	TIME OF DAY
1 -		1:07.676	2:50.115	46.13	17.982	14:14:59.267
2 -	1:33.227	1:07.581	2:40.808 (2)	48.80	8.675	14:17:40.075
3 -	1:32.929	1:08.611	2:41.540 (3)	48.58	9.407	14:20:21.615
4 -	1:27.115	1:05.018	2:32.133 (1)	51.58		14:22:53.748

P25 49 1000 Glen NEAGLE		Ducati -				
IDEAL LAP TIME : 2:39.566		BEST LAP TIME : 2:39.777		DIFFERENCE : 0.211		
LAP	SECTOR 1	SECTOR 2	LAP TIME	MPH	DIFF	TIME OF DAY
1 -		1:05.687	2:47.315	46.90	7.538	14:14:56.467
2 -	1:38.161	1:06.712	2:44.873 (3)	47.60	5.096	14:17:41.340
3 -	1:34.123	1:07.380	2:41.503 (2)	48.59	1.726	14:20:22.843
4 -	1:33.879	1:05.898	2:39.777 (1)	49.11		14:23:02.620

P26 707 1000 Stephen O'KEEFFE		Kawasaki - None				
IDEAL LAP TIME : 2:05.534		BEST LAP TIME : 2:06.676		DIFFERENCE : 1.142		
LAP	SECTOR 1	SECTOR 2	LAP TIME	MPH	DIFF	TIME OF DAY
1 -		54.428	2:16.955	57.30	10.279	14:14:26.107
2 -	1:14.124	52.747	2:06.871 (2)	61.85	0.195	14:16:32.978
3 -	1:13.499	53.177	2:06.676 (1)	61.95		14:18:39.654
4 -	1:15.022	52.035	2:07.057 (3)	61.76	0.381	14:20:46.711

P27 841 1000 Shane YOUNG		Yamaha -				
IDEAL LAP TIME : 2:04.693		BEST LAP TIME : 2:06.882		DIFFERENCE : 2.189		
LAP	SECTOR 1	SECTOR 2	LAP TIME	MPH	DIFF	TIME OF DAY
1 -		55.745	2:15.565	57.89	8.683	14:14:24.717
2 -	1:13.536	53.863	2:07.399 (2)	61.60	0.517	14:16:32.116
3 -	1:12.240	54.642	2:06.882 (1)	61.85		14:18:38.998
4 -	1:16.410	52.453	2:08.863 (3)	60.90	1.981	14:20:47.861

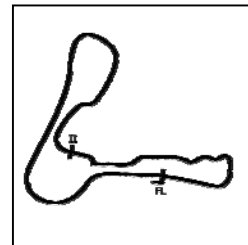
Weather / Track : Rain / Wet

Cadwell Park
Circuit Length = 2.1800 miles
Start: 14:12 Flag 14:21 End: 14:25

BMCRC - MRO Championships 2019 - Rnd 3 @ Cadwell Park

L&W Contractors BMCRC Rookie 1000 & Rookie 600

RACE 5 - SECTOR ANALYSIS



SECTOR 1 = FL to I1, SECTOR 2 = I1 to FL, DIFF = Difference To Personal Best Lap, P = Crossed Finish Line in Pit Lane, D = Time Disallowed

P28 526 600 Michael ARMANI Honda -						
IDEAL LAP TIME : 2:28.217		BEST LAP TIME : 2:28.217		DIFFERENCE : 0.000		
LAP	SECTOR 1	SECTOR 2	LAP TIME	MPH	DIFF	TIME OF DAY
1 -		1:02.734	3:30.021	37.36	1:01.804	14:15:39.173
2 -	1:28.497	1:01.543	2:30.040 (2)	52.30	1.823	14:18:09.213
3 -	1:27.901	1:00.316	2:28.217 (1)	52.94		14:20:37.430
P29 877 1000 Gareth PURCELL BMW - Fairburn JDR						
IDEAL LAP TIME : 2:04.454		BEST LAP TIME : 2:05.743		DIFFERENCE : 1.289		
LAP	SECTOR 1	SECTOR 2	LAP TIME	MPH	DIFF	TIME OF DAY
1 -		53.890	2:15.241	58.03	9.498	14:14:24.393
2 -	1:13.094	52.649	2:05.743 (1)	62.41		14:16:30.136
P30 711 1000 Craig WRIGHT Kawasaki -						
IDEAL LAP TIME : 2:16.212		BEST LAP TIME : 2:17.238		DIFFERENCE : 1.026		
LAP	SECTOR 1	SECTOR 2	LAP TIME	MPH	DIFF	TIME OF DAY
1 -		55.529	2:24.844	54.18	7.606	14:14:33.996
2 -	1:20.683	56.555	2:17.238 (1)	57.18		14:16:51.234
P31 288 600 Toby REYNOLDS Honda - SKA Accountants Motorcycle tyres uk howesyourheati						
IDEAL LAP TIME : 2:04.206		BEST LAP TIME : 2:05.422		DIFFERENCE : 1.216		
LAP	SECTOR 1	SECTOR 2	LAP TIME	MPH	DIFF	TIME OF DAY
1 -		52.742	2:59.014	43.84	53.592	14:15:08.166
2 -	1:12.966	52.456	2:05.422 (1)	62.57		14:17:13.588
P32 14 600 Carl BELL Triumph - Transport Compliance UK, DevMonki						
IDEAL LAP TIME : 2:20.097		BEST LAP TIME : 2:20.097		DIFFERENCE : 0.000		
LAP	SECTOR 1	SECTOR 2	LAP TIME	MPH	DIFF	TIME OF DAY
1 -		59.339	3:22.918	38.67	1:02.821	14:15:32.070
2 -	1:23.436	56.661	2:20.097 (1)	56.01		14:17:52.167

BMCRC - MRO Championships 2019 - Rnd 3 @ Cadwell Park

L&W Contractors BMCRC Rookie 1000 & Rookie 600

RACE 5 - BEST SECTORS

SECTOR 1			SECTOR 2			IDEAL / BEST COMPARISON						
POS	NO	NAME	TIME	NO	NAME	TIME	POS	NO	NAME	IDEAL	BEST	DIFF
									PERFECT LAP	1:52.777		
1	22	LANE	1:05.184	22	LANE	47.593	1	22	LANE	1:52.777	1:53.900	1.123
2	125	BURNETT	1:07.224	9	DIXON	48.665	2	125	BURNETT	1:56.365	1:56.493	0.128
3	9	DIXON	1:07.730	16	VAUGHAN	48.831	3	9	DIXON	1:56.395	1:56.658	0.263
4	16	VAUGHAN	1:08.454	125	BURNETT	49.141	4	16	VAUGHAN	1:57.285	1:57.285	0.000
5	8	BLOCH	1:09.576	71	JENKINS	49.514	5	71	JENKINS	1:59.596	2:00.040	0.444
6	198	MORRIS	1:09.903	91	CHERRETT	50.417	6	8	BLOCH	2:00.653	2:00.719	0.066
7	71	JENKINS	1:10.082	100	FEARN	50.779	7	198	MORRIS	2:00.797	2:00.797	0.000
8	100	FEARN	1:10.822	198	MORRIS	50.894	8	100	FEARN	2:01.601	2:03.122	1.521
9	421	TINSLEY	1:11.394	8	BLOCH	51.077	9	91	CHERRETT	2:02.232	2:03.451	1.219
10	18	WILLSHER	1:11.690	421	TINSLEY	51.420	10	421	TINSLEY	2:02.814	2:02.814	0.000
11	288	REYNOLDS	1:11.750	193	LANGLEY	51.838	11	288	REYNOLDS	2:04.206	2:05.422	1.216
12	877	PURCELL	1:11.805	77	LEGGETT	51.842	12	18	WILLSHER	2:04.330	2:04.330	0.000
13	91	CHERRETT	1:11.815	128	CLARKE	51.878	13	877	PURCELL	2:04.454	2:05.743	1.289
14	841	YOUNG	1:12.240	707	O'KEEFFE	52.035	14	841	YOUNG	2:04.693	2:06.882	2.189
15	103	GOFFORD	1:12.241	841	YOUNG	52.453	15	103	GOFFORD	2:04.843	2:06.124	1.281
16	193	LANGLEY	1:13.046	288	REYNOLDS	52.456	16	193	LANGLEY	2:04.884	2:04.884	0.000
17	77	LEGGETT	1:13.380	103	GOFFORD	52.602	17	77	LEGGETT	2:05.222	2:05.222	0.000
18	707	O'KEEFFE	1:13.499	18	WILLSHER	52.640	18	707	O'KEEFFE	2:05.534	2:06.676	1.142
19	323	MORRIS	1:14.345	877	PURCELL	52.649	19	128	CLARKE	2:06.234	2:08.237	2.003
20	128	CLARKE	1:14.356	323	MORRIS	53.450	20	323	MORRIS	2:07.795	2:07.795	0.000
21	61	SYMONDS	1:14.995	61	SYMONDS	54.122	21	61	SYMONDS	2:09.117	2:09.492	0.375
22	44	ROBINSON	1:16.654	170	MILLS	54.709	22	44	ROBINSON	2:11.732	2:14.035	2.303
23	606	ANDERTON	1:18.078	44	ROBINSON	55.078	23	170	MILLS	2:13.517	2:13.517	0.000
24	170	MILLS	1:18.808	711	WRIGHT	55.529	24	606	ANDERTON	2:14.306	2:14.306	0.000
25	624	FEDRICK	1:19.029	624	FEDRICK	55.667	25	624	FEDRICK	2:14.696	2:15.748	1.052
26	711	WRIGHT	1:20.683	606	ANDERTON	56.228	26	711	WRIGHT	2:16.212	2:17.238	1.026
27	96	BELIOSSI	1:21.672	14	BELL	56.661	27	96	BELIOSSI	2:18.829	2:18.829	0.000
28	196	PETERSON	1:23.022	96	BELIOSSI	57.157	28	14	BELL	2:20.097	2:20.097	0.000
29	14	BELL	1:23.436	196	PETERSON	59.497	29	196	PETERSON	2:22.519	2:22.519	0.000
30	69	MCMANUS	1:27.115	526	ARMANI	1:00.316	30	526	ARMANI	2:28.217	2:28.217	0.000
31	526	ARMANI	1:27.901	69	MCMANUS	1:05.018	31	69	MCMANUS	2:32.133	2:32.133	0.000
32	49	NEAGLE	1:33.879	49	NEAGLE	1:05.687	32	49	NEAGLE	2:39.566	2:39.777	0.211

Weather / Track : Rain / Wet

Results can be found at www.tsl-timing.com

Cadwell Park

Circuit Length = 2.1800 miles

Start: 14:12 Flag 14:21 End: 14:25

Printed - 14:30 Saturday, 27 April 2019

BMCRC - MRO Championships 2019 - Rnd 3 @ Cadwell Park

L&W Contractors BMCRC Rookie 1000 & Rookie 600

RACE 14 - GRID (7 Laps)



CONTRACTORS LTD

ROW 12		34	2:22.519	196	Emma PETERSON	35	2:28.217	526	Michael ARMANI	1			
ROW 11	31	2:15.748	624	Matthew FEDRICK	32	2:18.829	96	Giovanni BELIOSSI	33	2:20.097	14	Carl BELL	
ROW 10		28	2:13.517	170	Paul MILLS	29	2:14.035	44	James John ROBINSON	30	2:14.306	606	Jake ANDERTON
ROW 9	25	2:05.422	288	Toby REYNOLDS	26	2:07.795	323	Benjamin MORRIS	27	2:09.492	61	Adam SYMONDS	
ROW 8		22	2:00.797	198	Thomas MORRIS	23	2:04.884	193	Jackson LANGLEY	24	2:05.222	77	Nathan LEGGETT
ROW 7	19	1:56.493	125	Luke BURNETT	20	1:57.285	16	Tom VAUGHAN	21	2:00.719	8	Cedric BLOCH	
ROW 6		16			17				18				
ROW 5	13	2:17.238	711	Craig WRIGHT	14	2:32.133	69	Cassandra MCMANUS	15	2:39.777	49	Glen NEAGLE	
ROW 4		10	2:06.676	707	Stephen O'KEEFFE	11	2:06.882	841	Shane YOUNG	12	2:08.237	128	Kevin CLARKE
ROW 3	7	2:04.330	18	Albert WILLISHER	8	2:05.743	877	Gareth PURCELL	9	2:06.124	103	Craig GOFFORD	
ROW 2		4	2:02.814	421	Daniel TINSLEY	5	2:03.122	100	James FEARN	6	2:03.451	91	Michael CHERRETT
ROW 1	1	1:53.900	22	Matthew LANE	2	1:56.658	9	Luke DIXON	3	2:00.040	71	Seb JENKINS	
				Pole									

Cadwell Park
Circuit Length = 2.1800 miles

These results are provisional until the conclusion of any judicial and technical matters.

Clerk Of Course :	Timekeeper :
-------------------	--------------

Results can be found at www.tsl-timing.com

Printed - 14:33 Saturday, 27 April 2019



BMCRC - MRO Championships 2019 - Rnd 3 @ Cadwell Park

L&W Contractors BMCRC Rookie 1000 & Rookie 600

RACE 14 - CLASSIFICATION



CONTRACTORS LTD

POS	NO	CL	PIC NAME	ENTRY	LAPS	TIME	GAP	DIFF	MPH	BEST	ON
1	91	1000	1 Michael CHERRETT	Kawasaki - Bournemouth kawasaki racing	5	8:58.069			72.92	1:45.574	4
2	22	1000	2 Matthew LANE	Suzuki - GSXR 750	5	9:05.349	7.280	7.280	71.95	1:46.751	2
3	100	1000	3 James FEARN	Honda -	5	9:22.722	24.653	17.373	69.73	1:50.562	2
4	71	1000	4 Seb JENKINS	Yamaha -	5	9:23.314	25.245	0.592	69.65	1:51.837	4
5	18	1000	5 Albert WILLSSHER	Suzuki - willsher machinery ltd	5	9:35.435	37.366	12.121	68.19	1:51.331	3
6	421	1000	6 Daniel TINSLEY	Yamaha -	5	9:36.438	38.369	1.003	68.07	1:52.003	4
7	707	1000	7 Stephen O'KEEFFE	Kawasaki - None	5	9:37.243	39.174	0.805	67.97	1:52.746	4
8	125	600	1 Luke BURNETT	Triumph - Marisco Medical Practice	5	9:52.949	54.880	15.706	66.17	1:46.820	2
9	103	1000	8 Craig GOFFORD	Suzuki -	5	9:53.683	55.614	0.734	66.09	1:54.230	4
10	8	600	2 Cedric BLOCH	Kawasaki - Brigit's Group & SDC Performance	5	9:58.989	1:00.920	5.306	65.51	1:48.255	4
11	16	600	3 Tom VAUGHAN	Yamaha -	5	9:59.085	1:01.016	0.096	65.50	1:49.229	3
12	198	600	4 Thomas MORRIS	Honda -	5	10:06.729	1:08.660	7.644	64.67	1:50.321	5
13	128	1000	9 Kevin CLARKE	Suzuki -	5	10:09.618	1:11.549	2.889	64.36	1:58.358	3
14	193	600	5 Jackson LANGLEY	Triumph - J J racing	5	10:28.321	1:30.252	18.703	62.45	1:55.049	2
15	323	600	6 Benjamin MORRIS	Kawasaki -	5	10:35.873	1:37.804	7.552	61.71	1:54.823	4
16	77	600	7 Nathan LEGGETT	Yamaha -	5	10:36.780	1:38.711	0.907	61.62	1:54.502	5
17	170	600	8 Paul MILLS	Yamaha -	4	9:01.912	1 Lap	1 Lap	57.92	2:02.192	3
18	44	600	9 James John ROBINSON	Honda - CurrentElec	4	9:33.908	1 Lap	31.996	54.69	2:03.954	4
19	96	600	10 Giovanni BELIOSSI	Honda - ASR Accident Storage Recovery	4	9:37.924	1 Lap	4.016	54.31	2:10.661	2
20	196	600	11 Emma PETERSON	Yamaha - Plus racing gear, Helmet city Chichester,	4	9:42.740	1 Lap	4.816	53.87	2:10.826	3
21	526	600	12 Michael ARMANI	Honda -	4	10:18.784	1 Lap	36.044	50.73	2:18.751	4

NOT CLASSIFIED

DNF	61	600	Adam SYMONDS	Yamaha -	3	6:52.747	2 Laps	1 Lap	57.04	2:00.468	2
DNF	9	1000	Luke DIXON	BMW -	0						

FASTEST LAP

	91	1000	Michael CHERRETT	Kawasaki - Bournemouth kawasaki racing	4	1:45.574		74.33 mph		119.63 kph	
	125	600	Luke BURNETT	Triumph - Marisco Medical Practice	2	1:46.820		73.47 mph		118.23 kph	

Class 1000 - 92.5% of Race Speed = 67.45 mph

Class 600 - 92.5% of Race Speed = 61.20 mph

Cadwell Park

Circuit Length = 2.1800 miles

Start: 17:46 Flag 17:55 End: 17:57

Weather / Track : Cloudy / Drying

These results are provisional until the conclusion of any judicial and technical matters.

Clerk Of Course :	Timekeeper :
-------------------	--------------

Results can be found at www.tsl-timing.com

Printed - 17:58 Saturday, 27 April 2019



BMCRC - MRO Championships 2019 - Rnd 3 @ Cadwell Park

L&W Contractors BMCRC Rookie 1000 & Rookie 600

RACE 14 - LAP CHART

LAP 1 @ 17:48:06.436

NO	BEHIND	LAP TIME
22		1:51.525
91	0.225	1:51.750
71	3.464	1:54.989
100	6.651	1:58.176
707	8.434	1:59.959
421	10.801	2:02.326
18	11.434	2:02.959
103	16.894	2:08.419
128	17.394	2:08.919
125	43.840	2:35.365
16	48.862	2:40.387
8	50.747	2:42.272
198	52.745	2:44.270
193	53.826	2:45.351
323	58.464	2:49.989
61	59.321	2:50.846
170	1:01.827	2:53.352
77	1:02.392	2:53.917
96	1:09.765	3:01.290
196	1:13.152	3:04.677
44	1:23.958	3:15.483
526	1:24.040	3:15.565

LAP 2 @ 17:49:53.187

NO	BEHIND	LAP TIME
22		1:46.751
91	0.137	1:46.663
71	8.777	1:52.064
100	10.462	1:50.562
707	16.792	1:55.109
421	19.352	1:55.302
18	20.707	1:56.024
103	27.298	1:57.155
128	30.458	1:59.815
125	43.909	1:46.820
16	51.868	1:49.757
8	54.073	1:50.077
198	57.082	1:51.088
193	1:02.124	1:55.049
323	1:10.354	1:58.641
61	1:13.038	2:00.468
77	1:13.276	1:57.635
170	1:19.203	2:04.127
96	1:33.675	2:10.661
196	1:37.824	2:11.423
44	1:47.406	2:10.199

LAP 3 @ 17:51:41.078

NO	BEHIND	LAP TIME
22		1:47.891
91	0.121	1:47.875
71	12.855	1:51.969
100	13.468	1:50.897
526	1 Lap	2:24.406
707	22.855	1:53.954
18	24.147	1:51.331
421	24.896	1:53.435
103	34.145	1:54.738
128	40.925	1:58.358
125	44.373	1:48.355
16	53.206	1:49.229

8	54.743	1:48.561
198	59.917	1:50.726
193	1:10.178	1:55.945
323	1:18.632	1:56.169
77	1:20.622	1:55.237
61	1:26.580	2:01.433
170	1:33.504	2:02.192

LAP 4 @ 17:53:26.773

NO	BEHIND	LAP TIME
91		1:45.574
22	4.091	1:49.786
96	1 Lap	2:12.318
196	1 Lap	2:10.826
44	1 Lap	2:04.272
71	18.997	1:51.837
100	19.821	1:52.048
707	29.906	1:52.746
18	30.949	1:52.497
421	31.204	1:52.003
103	42.680	1:54.230
526	1 Lap	2:20.062
125	48.999	1:50.321
128	54.760	1:59.530
16	56.928	1:49.417
8	57.303	1:48.255
198	1:04.546	1:50.324
193	1:20.209	1:55.726
323	1:27.760	1:54.823
77	1:30.416	1:55.489

LAP 5 @ 17:55:12.980

NO	BEHIND	LAP TIME
91		1:46.207
170	1 Lap	2:02.241
22	7.280	1:49.396
100	24.653	1:51.039
71	25.245	1:52.455
44	1 Lap	2:03.954
18	37.366	1:52.624
421	38.369	1:53.372
707	39.174	1:55.475
96	1 Lap	2:13.655
196	1 Lap	2:15.814
125	54.880	1:52.088
103	55.614	1:59.141
8	1:00.920	1:49.824
16	1:01.016	1:50.295
198	1:08.660	1:50.321
128	1:11.549	2:02.996
526	1 Lap	2:18.751
193	1:30.252	1:56.250
323	1:37.804	1:56.251
77	1:38.711	1:54.502

Weather / Track : Cloudy / Drying

Results can be found at www.tsl-timing.com

Cadwell Park

Circuit Length = 2.1800 miles

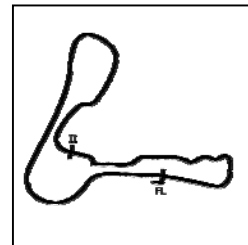
Start: 17:46 Flag 17:55 End: 17:57

Printed - 17:59 Saturday, 27 April 2019

BMCRC - MRO Championships 2019 - Rnd 3 @ Cadwell Park

L&W Contractors BMCRC Rookie 1000 & Rookie 600

RACE 14 - SECTOR ANALYSIS



SECTOR 1 = FL to I1, SECTOR 2 = I1 to FL, DIFF = Difference To Personal Best Lap, P = Crossed Finish Line in Pit Lane, D = Time Disallowed

P1 91 1000 Michael CHERRETT		Kawasaki - Bournemouth kawasaki racing				
IDEAL LAP TIME : 1:45.574		BEST LAP TIME : 1:45.574		DIFFERENCE : 0.000		
LAP	SECTOR 1	SECTOR 2	LAP TIME	MPH	DIFF	TIME OF DAY
1 -			1:51.750	70.22	6.176	17:48:06.661
2 -	1:01.860	44.803	1:46.663 (3)	73.57	1.089	17:49:53.324
3 -	1:02.463	45.412	1:47.875	72.75	2.301	17:51:41.199
4 -	1:01.083	44.491	1:45.574 (1)	74.33		17:53:26.773
5 -	1:01.352	44.855	1:46.207 (2)	73.89	0.633	17:55:12.980

P2 22 1000 Matthew LANE		Suzuki - GSXR 750				
IDEAL LAP TIME : 1:46.751		BEST LAP TIME : 1:46.751		DIFFERENCE : 0.000		
LAP	SECTOR 1	SECTOR 2	LAP TIME	MPH	DIFF	TIME OF DAY
1 -			1:51.525	70.37	4.774	17:48:06.436
2 -	1:01.546	45.205	1:46.751 (1)	73.51		17:49:53.187
3 -	1:02.175	45.716	1:47.891 (2)	72.74	1.140	17:51:41.078
4 -	1:03.170	46.616	1:49.786	71.48	3.035	17:53:30.864
5 -	1:02.908	46.488	1:49.396 (3)	71.73	2.645	17:55:20.260

P3 100 1000 James FEARN		Honda -				
IDEAL LAP TIME : 1:49.614		BEST LAP TIME : 1:50.562		DIFFERENCE : 0.948		
LAP	SECTOR 1	SECTOR 2	LAP TIME	MPH	DIFF	TIME OF DAY
1 -		46.691	1:58.176	66.40	7.614	17:48:13.087
2 -	1:04.274	46.288	1:50.562 (1)	70.98		17:50:03.649
3 -	1:03.767	47.130	1:50.897 (2)	70.76	0.335	17:51:54.546
4 -	1:04.432	47.616	1:52.048	70.04	1.486	17:53:46.594
5 -	1:05.192	45.847	1:51.039 (3)	70.67	0.477	17:55:37.633

P4 71 1000 Seb JENKINS		Yamaha -				
IDEAL LAP TIME : 1:50.580		BEST LAP TIME : 1:51.837		DIFFERENCE : 1.257		
LAP	SECTOR 1	SECTOR 2	LAP TIME	MPH	DIFF	TIME OF DAY
1 -			1:54.989	68.25	3.152	17:48:09.900
2 -	1:04.317	47.747	1:52.064 (3)	70.03	0.227	17:50:01.964
3 -	1:04.468	47.501	1:51.969 (2)	70.09	0.132	17:51:53.933
4 -	1:04.309	47.528	1:51.837 (1)	70.17		17:53:45.770
5 -	1:06.184	46.271	1:52.455	69.78	0.618	17:55:38.225

P5 18 1000 Albert WILLISHER		Suzuki - willsher machinery ltd				
IDEAL LAP TIME : 1:50.696		BEST LAP TIME : 1:51.331		DIFFERENCE : 0.635		
LAP	SECTOR 1	SECTOR 2	LAP TIME	MPH	DIFF	TIME OF DAY
1 -		48.677	2:02.959	63.82	11.628	17:48:17.870
2 -	1:06.580	49.444	1:56.024	67.64	4.693	17:50:13.894
3 -	1:03.665	47.666	1:51.331 (1)	70.49		17:52:05.225
4 -	1:05.466	47.031	1:52.497 (2)	69.76	1.166	17:53:57.722
5 -	1:04.970	47.654	1:52.624 (3)	69.68	1.293	17:55:50.346

P6 421 1000 Daniel TINSLEY		Yamaha -				
IDEAL LAP TIME : 1:52.003		BEST LAP TIME : 1:52.003		DIFFERENCE : 0.000		
LAP	SECTOR 1	SECTOR 2	LAP TIME	MPH	DIFF	TIME OF DAY
1 -		48.445	2:02.326	64.15	10.323	17:48:17.237
2 -	1:06.740	48.562	1:55.302	68.06	3.299	17:50:12.539
3 -	1:05.813	47.622	1:53.435 (3)	69.18	1.432	17:52:05.974
4 -	1:05.250	46.753	1:52.003 (1)	70.07		17:53:57.977
5 -	1:05.447	47.925	1:53.372 (2)	69.22	1.369	17:55:51.349

P7 707 1000 Stephen O'KEEFFE		Kawasaki - None				
IDEAL LAP TIME : 1:52.737		BEST LAP TIME : 1:52.746		DIFFERENCE : 0.009		
LAP	SECTOR 1	SECTOR 2	LAP TIME	MPH	DIFF	TIME OF DAY
1 -						

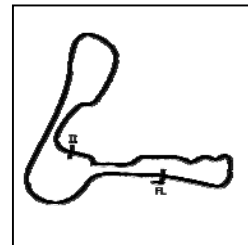
Weather / Track : Cloudy / Drying

Cadwell Park
Circuit Length = 2.1800 miles
Start: 17:46 Flag 17:55 End: 17:57

BMCRC - MRO Championships 2019 - Rnd 3 @ Cadwell Park

L&W Contractors BMCRC Rookie 1000 & Rookie 600

RACE 14 - SECTOR ANALYSIS



SECTOR 1 = FL to I1, SECTOR 2 = I1 to FL, DIFF = Difference To Personal Best Lap, P = Crossed Finish Line in Pit Lane, D = Time Disallowed

1 -		47.445	1:59.959	65.42	7.213	17:48:14.870
2 -	1:07.160	47.949	1:55.109 (3)	68.17	2.363	17:50:09.979
3 -	1:06.183	47.771	1:53.954 (2)	68.87	1.208	17:52:03.933
4 -	1:06.192	46.554	1:52.746 (1)	69.60		17:53:56.679
5 -	1:06.234	49.241	1:55.475	67.96	2.729	17:55:52.154

P8 125 600 Luke BURNETT			Triumph - Marisco Medical Practice			
IDEAL LAP TIME : 1:46.251		BEST LAP TIME : 1:46.820		DIFFERENCE : 0.569		
LAP	SECTOR 1	SECTOR 2	LAP TIME	MPH	DIFF	TIME OF DAY
1 -		44.558	2:35.365	50.51	48.545	17:48:50.276
2 -	1:01.693	45.127	1:46.820 (1)	73.47		17:50:37.096
3 -	1:02.592	45.763	1:48.355 (2)	72.42	1.535	17:52:25.451
4 -	1:03.694	46.627	1:50.321 (3)	71.13	3.501	17:54:15.772
5 -	1:05.049	47.039	1:52.088	70.01	5.268	17:56:07.860

P9 103 1000 Craig GOFFORD			Suzuki -			
IDEAL LAP TIME : 1:54.230		BEST LAP TIME : 1:54.230		DIFFERENCE : 0.000		
LAP	SECTOR 1	SECTOR 2	LAP TIME	MPH	DIFF	TIME OF DAY
1 -		50.377	2:08.419	61.11	14.189	17:48:23.330
2 -	1:08.235	48.920	1:57.155 (3)	66.98	2.925	17:50:20.485
3 -	1:06.192	48.546	1:54.738 (2)	68.39	0.508	17:52:15.223
4 -	1:05.926	48.304	1:54.230 (1)	68.70		17:54:09.453
5 -	1:10.372	48.769	1:59.141	65.87	4.911	17:56:08.594

P10 8 600 Cedric BLOCH			Kawasaki - Brigit's Group & SDC Performance			
IDEAL LAP TIME : 1:48.255		BEST LAP TIME : 1:48.255		DIFFERENCE : 0.000		
LAP	SECTOR 1	SECTOR 2	LAP TIME	MPH	DIFF	TIME OF DAY
1 -		47.173	2:42.272	48.36	54.017	17:48:57.183
2 -	1:03.616	46.461	1:50.077	71.29	1.822	17:50:47.260
3 -	1:02.634	45.927	1:48.561 (2)	72.29	0.306	17:52:35.821
4 -	1:02.473	45.782	1:48.255 (1)	72.49		17:54:24.076
5 -	1:04.039	45.785	1:49.824 (3)	71.46	1.569	17:56:13.900

P11 16 600 Tom VAUGHAN			Yamaha -			
IDEAL LAP TIME : 1:48.267		BEST LAP TIME : 1:49.229		DIFFERENCE : 0.962		
LAP	SECTOR 1	SECTOR 2	LAP TIME	MPH	DIFF	TIME OF DAY
1 -		46.504	2:40.387	48.93	51.158	17:48:55.298
2 -	1:03.669	46.088	1:49.757 (3)	71.50	0.528	17:50:45.055
3 -	1:03.173	46.056	1:49.229 (1)	71.84		17:52:34.284
4 -	1:03.695	45.722	1:49.417 (2)	71.72	0.188	17:54:23.701
5 -	1:05.201	45.094	1:50.295	71.15	1.066	17:56:13.996

P12 198 600 Thomas MORRIS			Honda -			
IDEAL LAP TIME : 1:49.976		BEST LAP TIME : 1:50.321		DIFFERENCE : 0.345		
LAP	SECTOR 1	SECTOR 2	LAP TIME	MPH	DIFF	TIME OF DAY
1 -		47.781	2:44.270	47.77	53.949	17:48:59.181
2 -	1:04.580	46.508	1:51.088	70.64	0.767	17:50:50.269
3 -	1:03.878	46.848	1:50.726 (3)	70.87	0.405	17:52:40.995
4 -	1:03.566	46.758	1:50.324 (2)	71.13	0.003	17:54:31.319
5 -	1:03.911	46.410	1:50.321 (1)	71.13		17:56:21.640

P13 128 1000 Kevin CLARKE			Suzuki -			
IDEAL LAP TIME : 1:58.358		BEST LAP TIME : 1:58.358		DIFFERENCE : 0.000		
LAP	SECTOR 1	SECTOR 2	LAP TIME	MPH	DIFF	TIME OF DAY
1 -		52.261	2:08.919	60.87	10.561	17:48:23.830
2 -	1:10.059	49.756	1:59.815 (3)	65.50	1.457	17:50:23.645
3 -	1:09.025	49.333	1:58.358 (1)	66.30		17:52:22.003
4 -	1:09.548	49.982	1:59.530 (2)	65.65	1.172	17:54:21.533

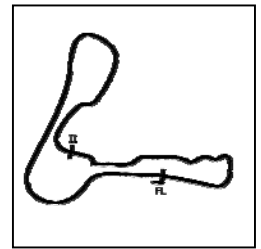
Weather / Track : Cloudy / Drying

Cadwell Park
Circuit Length = 2.1800 miles
Start: 17:46 Flag 17:55 End: 17:57

BMCRC - MRO Championships 2019 - Rnd 3 @ Cadwell Park

L&W Contractors BMCRC Rookie 1000 & Rookie 600

RACE 14 - SECTOR ANALYSIS



SECTOR 1 = FL to I1, SECTOR 2 = I1 to FL, DIFF = Difference To Personal Best Lap, P = Crossed Finish Line in Pit Lane, D = Time Disallowed

5 - 1:12.846 50.150 2:02.996 63.80 4.638 17:56:24.529

P14 193 600	Jackson LANGLEY		Triumph - J J racing			
IDEAL LAP TIME : 1:54.991	BEST LAP TIME : 1:55.049	DIFFERENCE : 0.058				

LAP	SECTOR 1	SECTOR 2	LAP TIME	MPH	DIFF	TIME OF DAY
1 -		47.936	2:45.351	47.46	50.302	17:49:00.262
2 -	1:07.055	47.994	1:55.049 (1)	68.21		17:50:55.311
3 -	1:07.970	47.975	1:55.945 (3)	67.68	0.896	17:52:51.256
4 -	1:07.438	48.288	1:55.726 (2)	67.81	0.677	17:54:46.982
5 -	1:08.209	48.041	1:56.250	67.51	1.201	17:56:43.232

P15 323 600	Benjamin MORRIS		Kawasaki -			
IDEAL LAP TIME : 1:54.785	BEST LAP TIME : 1:54.823	DIFFERENCE : 0.038				

LAP	SECTOR 1	SECTOR 2	LAP TIME	MPH	DIFF	TIME OF DAY
1 -		49.469	2:49.989	46.16	55.166	17:49:04.900
2 -	1:09.293	49.348	1:58.641	66.14	3.818	17:51:03.541
3 -	1:07.759	48.410	1:56.169 (2)	67.55	1.346	17:52:59.710
4 -	1:06.522	48.301	1:54.823 (1)	68.34		17:54:54.533
5 -	1:07.988	48.263	1:56.251 (3)	67.50	1.428	17:56:50.784

P16 77 600	Nathan LEGGETT		Yamaha -			
IDEAL LAP TIME : 1:54.502	BEST LAP TIME : 1:54.502	DIFFERENCE : 0.000				

LAP	SECTOR 1	SECTOR 2	LAP TIME	MPH	DIFF	TIME OF DAY
1 -		50.479	2:53.917	45.12	59.415	17:49:08.828
2 -	1:08.227	49.408	1:57.635	66.71	3.133	17:51:06.463
3 -	1:07.539	47.698	1:55.237 (2)	68.10	0.735	17:53:01.700
4 -	1:07.901	47.588	1:55.489 (3)	67.95	0.987	17:54:57.189
5 -	1:07.435	47.067	1:54.502 (1)	68.54		17:56:51.691

P17 170 600	Paul MILLS		Yamaha -			
IDEAL LAP TIME : 2:01.726	BEST LAP TIME : 2:02.192	DIFFERENCE : 0.466				

LAP	SECTOR 1	SECTOR 2	LAP TIME	MPH	DIFF	TIME OF DAY
1 -		50.893	2:53.352	45.27	51.160	17:49:08.263
2 -	1:11.703	52.424	2:04.127 (3)	63.22	1.935	17:51:12.390
3 -	1:11.558	50.634	2:02.192 (1)	64.22		17:53:14.582
4 -	1:12.073	50.168	2:02.241 (2)	64.20	0.049	17:55:16.823

P18 44 600	James John ROBINSON		Honda - CurrentElec			
IDEAL LAP TIME : 2:03.382	BEST LAP TIME : 2:03.954	DIFFERENCE : 0.572				

LAP	SECTOR 1	SECTOR 2	LAP TIME	MPH	DIFF	TIME OF DAY
1 -		57.910	3:15.483	40.14	1:11.529	17:49:30.394
2 -	1:16.804	53.395	2:10.199 (3)	60.27	6.245	17:51:40.593
3 -	1:13.266	51.006	2:04.272 (2)	63.15	0.318	17:53:44.865
4 -	1:13.838	50.116	2:03.954 (1)	63.31		17:55:48.819

P19 96 600	Giovanni BELIOSSI		Honda - ASR Accident Storage Recovery			
IDEAL LAP TIME : 2:10.175	BEST LAP TIME : 2:10.661	DIFFERENCE : 0.486				

LAP	SECTOR 1	SECTOR 2	LAP TIME	MPH	DIFF	TIME OF DAY
1 -		54.988	3:01.290	43.29	50.629	17:49:16.201
2 -	1:15.443	55.218	2:10.661 (1)	60.06		17:51:26.862
3 -	1:17.266	55.052	2:12.318 (2)	59.31	1.657	17:53:39.180
4 -	1:18.923	54.732	2:13.655 (3)	58.71	2.994	17:55:52.835

P20 196 600	Emma PETERSON		Yamaha - Plus racing gear, Helmet city Chichester, WG Tyres B			
IDEAL LAP TIME : 2:09.920	BEST LAP TIME : 2:10.826	DIFFERENCE : 0.906				

LAP	SECTOR 1	SECTOR 2	LAP TIME	MPH	DIFF	TIME OF DAY
1 -		56.392	3:04.677	42.49	53.851	17:49:19.588

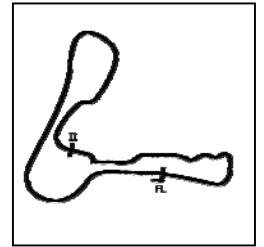
Weather / Track : Cloudy / Drying

Cadwell Park
Circuit Length = 2.1800 miles
Start: 17:46 Flag 17:55 End: 17:57

BMCRC - MRO Championships 2019 - Rnd 3 @ Cadwell Park

L&W Contractors BMCRC Rookie 1000 & Rookie 600

RACE 14 - SECTOR ANALYSIS



SECTOR 1 = FL to I1, SECTOR 2 = I1 to FL, DIFF = Difference To Personal Best Lap, P = Crossed Finish Line in Pit Lane, D = Time Disallowed

2 -	1:15.924	55.499	2:11.423 (2)	59.71	0.597	17:51:31.011
3 -	1:16.830	53.996	2:10.826 (1)	59.98		17:53:41.837
4 -	1:18.125	57.689	2:15.814 (3)	57.78	4.988	17:55:57.651

P21	526 600	Michael ARMANI	Honda -			
IDEAL LAP TIME : 2:18.065		BEST LAP TIME : 2:18.751	DIFFERENCE : 0.686			
LAP	SECTOR 1	SECTOR 2	LAP TIME	MPH	DIFF	TIME OF DAY
1 -		1:00.644	3:15.565	40.13	56.814	17:49:30.476
2 -	1:24.769	59.637	2:24.406 (3)	54.34	5.655	17:51:54.882
3 -	1:22.253	57.809	2:20.062 (2)	56.03	1.311	17:54:14.944
4 -	1:20.256	58.495	2:18.751 (1)	56.56		17:56:33.695

P22	61 600	Adam SYMONDS	Yamaha -			
IDEAL LAP TIME : 1:59.665		BEST LAP TIME : 2:00.468	DIFFERENCE : 0.803			
LAP	SECTOR 1	SECTOR 2	LAP TIME	MPH	DIFF	TIME OF DAY
1 -		49.755	2:50.846	45.93	50.378	17:49:05.757
2 -	1:09.910	50.558	2:00.468 (1)	65.14		17:51:06.225
3 -	1:11.273	50.160	2:01.433 (2)	64.62	0.965	17:53:07.658

BMCRC - MRO Championships 2019 - Rnd 3 @ Cadwell Park

L&W Contractors BMCRC Rookie 1000 & Rookie 600

RACE 14 - BEST SECTORS

SECTOR 1			SECTOR 2			IDEAL / BEST COMPARISON						
POS	NO	NAME	TIME	NO	NAME	TIME	POS	NO	NAME	IDEAL	BEST	DIFF
									PERFECT LAP	1:45.574		
1	91	CHERRETT	1:01.083	91	CHERRETT	44.491	1	91	CHERRETT	1:45.574	1:45.574	0.000
2	22	LANE	1:01.546	125	BURNETT	44.558	2	125	BURNETT	1:46.251	1:46.820	0.569
3	125	BURNETT	1:01.693	16	VAUGHAN	45.094	3	22	LANE	1:46.751	1:46.751	0.000
4	8	BLOCH	1:02.473	22	LANE	45.205	4	8	BLOCH	1:48.255	1:48.255	0.000
5	16	VAUGHAN	1:03.173	8	BLOCH	45.782	5	16	VAUGHAN	1:48.267	1:49.229	0.962
6	198	MORRIS	1:03.566	100	FEARN	45.847	6	100	FEARN	1:49.614	1:50.562	0.948
7	18	WILLSHER	1:03.665	71	JENKINS	46.271	7	198	MORRIS	1:49.976	1:50.321	0.345
8	100	FEARN	1:03.767	198	MORRIS	46.410	8	71	JENKINS	1:50.580	1:51.837	1.257
9	71	JENKINS	1:04.309	707	O'KEEFFE	46.554	9	18	WILLSHER	1:50.696	1:51.331	0.635
10	421	TINSLEY	1:05.250	421	TINSLEY	46.753	10	421	TINSLEY	1:52.003	1:52.003	0.000
11	103	GOFFORD	1:05.926	18	WILLSHER	47.031	11	707	O'KEEFFE	1:52.737	1:52.746	0.009
12	707	O'KEEFFE	1:06.183	77	LEGGETT	47.067	12	103	GOFFORD	1:54.230	1:54.230	0.000
13	323	MORRIS	1:06.522	193	LANGLEY	47.936	13	77	LEGGETT	1:54.502	1:54.502	0.000
14	193	LANGLEY	1:07.055	323	MORRIS	48.263	14	323	MORRIS	1:54.785	1:54.823	0.038
15	77	LEGGETT	1:07.435	103	GOFFORD	48.304	15	193	LANGLEY	1:54.991	1:55.049	0.058
16	128	CLARKE	1:09.025	128	CLARKE	49.333	16	128	CLARKE	1:58.358	1:58.358	0.000
17	61	SYMONDS	1:09.910	61	SYMONDS	49.755	17	61	SYMONDS	1:59.665	2:00.468	0.803
18	170	MILLS	1:11.558	44	ROBINSON	50.116	18	170	MILLS	2:01.726	2:02.192	0.466
19	44	ROBINSON	1:13.266	170	MILLS	50.168	19	44	ROBINSON	2:03.382	2:03.954	0.572
20	96	BELIOSSI	1:15.443	196	PETERSON	53.996	20	196	PETERSON	2:09.920	2:10.826	0.906
21	196	PETERSON	1:15.924	96	BELIOSSI	54.732	21	96	BELIOSSI	2:10.175	2:10.661	0.486
22	526	ARMANI	1:20.256	526	ARMANI	57.809	22	526	ARMANI	2:18.065	2:18.751	0.686
23												

Weather / Track : Cloudy / Drying

Results can be found at www.tsl-timing.com

Cadwell Park

Circuit Length = 2.1800 miles

Start: 17:46 Flag 17:55 End: 17:57

Printed - 17:59 Saturday, 27 April 2019

BMCRC - MRO Championships 2019 - Rnd 3 @ Cadwell Park

L&W Contractors BMCRC Rookie 1000 & Rookie 600

RACE 5 - GRID (9 Laps)



CONTRACTORS LTD

ROW 12	34	624	Matthew FEDRICK	35	14	Carl BELL	1		
ROW 11	31	526	Michael ARMANI	32	288	Toby REYNOLDS	33	606	Jake ANDERTON
ROW 10	28	44	James John ROBINSON	29	96	Giovanni BELIOSSI	30	196	Emma PETERSON
ROW 9	25	193	Jackson LANGLEY	26	61	Adam SYMONDS	27	170	Paul MILLS
ROW 8	22	198	Thomas MORRIS	23	77	Nathan LEGGETT	24	323	Benjamin MORRIS
ROW 7	19	125	Luke BURNETT	20	8	Cedric BLOCH	21	16	Tom VAUGHAN
ROW 6	16			17			18		
ROW 5	13	711	Craig WRIGHT	14	69	Cassandra MCMANUS	15	49	Glen NEAGLE
ROW 4	10	9	Luke DIXON	11	877	Gareth PURCELL	12	841	Shane YOUNG
ROW 3	7	707	Stephen O'KEEFFE	8	103	Craig GOFFORD	9	128	Kevin CLARKE
ROW 2	4	18	Albert WILLISHER	5	71	Seb JENKINS	6	421	Daniel TINSLEY
ROW 1	1	91	Michael CHERRETT	2	22	Matthew LANE	3	100	James FEARN
			Pole						

Cadwell Park
Circuit Length = 2.1800 miles

These results are provisional until the conclusion of any judicial and technical matters.

Clerk Of Course :		Timekeeper :
-------------------	--	--------------

Results can be found at www.tsl-timing.com

Printed - 18:02 Saturday, 27 April 2019



BMCRC - MRO Championships 2019 - Rnd 3 @ Cadwell Park

L&W Contractors BMCRC Rookie 1000 & Rookie 600

RACE 5 - CLASSIFICATION



CONTRACTORS LTD

POS	NO	CL	PIC NAME	ENTRY	LAPS	TIME	GAP	DIFF	MPH	BEST	ON
1	9	1000	1 Luke DIXON	BMW -	9	16:05.872			73.12	1:43.606	3
2	91	1000	2 Michael CHERRETT	Kawasaki - Bournemouth kawasaki racing	9	16:17.680	11.808	11.808	72.24	1:45.890	9
3	125	600	1 Luke BURNETT	Triumph - Marisco Medical Practice	9	16:33.901	28.029	16.221	71.06	1:43.062	8
4	22	1000	3 Matthew LANE	Suzuki - GSXR 750	9	16:36.574	30.702	2.673	70.87	1:48.361	8
5	71	1000	4 Seb JENKINS	Yamaha -	9	16:45.192	39.320	8.618	70.26	1:48.991	2
6	100	1000	5 James FEARN	Honda -	9	16:45.209	39.337	0.017	70.26	1:49.091	8
7	8	600	2 Cedric BLOCH	Kawasaki - Brigit's Group & SDC Performance	9	16:51.506	45.634	6.297	69.82	1:43.736	3
8	16	600	3 Tom VAUGHAN	Yamaha -	9	17:02.151	56.279	10.645	69.10	1:45.928	3
9	421	1000	6 Daniel TINSLEY	Yamaha -	9	17:06.224	1:00.352	4.073	68.82	1:48.723	8
10	18	1000	7 Albert WILLISHER	Suzuki - willsher machinery ltd	9	17:11.498	1:05.626	5.274	68.47	1:51.413	9
11	198	600	4 Thomas MORRIS	Honda -	9	17:14.997	1:09.125	3.499	68.24	1:44.962	9
12	193	600	5 Jackson LANGLEY	Triumph - J J racing	9	17:16.280	1:10.408	1.283	68.15	1:46.044	9
13	707	1000	8 Stephen O'KEEFFE	Kawasaki - None	9	17:43.542	1:37.670	27.262	66.41	1:53.958	2
14	323	600	6 Benjamin MORRIS	Kawasaki -	9	17:53.525	1:47.653	9.983	65.79	1:49.626	9
15	128	1000	9 Kevin CLARKE	Suzuki -	9	18:03.798	1:57.926	10.273	65.17	1:58.699	4
16	77	600	7 Nathan LEGGETT	Yamaha -	8	16:17.251	1 Lap	1 Lap	64.24	1:53.851	3
17	624	600	8 Matthew FEDRICK	Yamaha - Matthew Fedrick farriers ltd	8	17:04.654	1 Lap	47.403	61.27	1:57.728	4
18	170	600	9 Paul MILLS	Yamaha -	8	17:07.604	1 Lap	2.950	61.09	1:58.934	5
19	61	600	10 Adam SYMONDS	Yamaha -	8	17:19.284	1 Lap	11.680	60.41	1:54.977	8
20	606	600	11 Jake ANDERTON	Honda - CurrentElec Limited	8	17:37.991	1 Lap	18.707	59.34	2:03.888	6
21	196	600	12 Emma PETERSON	Yamaha - Plus racing gear, Helmet city Chichester,	8	17:38.122	1 Lap	0.131	59.33	2:02.591	8
22	69	1000	10 Cassandra MCMANUS	Suzuki -	7	16:44.117	2 Laps	1 Lap	54.71	2:18.056	7
23	526	600	13 Michael ARMANI	Honda -	7	16:59.496	2 Laps	15.379	53.88	2:15.859	7
24	49	1000	11 Glen NEAGLE	Ducati -	7	17:05.708	2 Laps	6.212	53.55	2:22.663	4

NOT CLASSIFIED

DNF	44	600	James John ROBINSON	Honda - CurrentElec	6	12:56.283	3 Laps	1 Lap	60.65	1:59.532	3
DNF	103	1000	Craig GOFFORD	Suzuki -	5	9:46.997	4 Laps	1 Lap	66.84	1:54.416	5
DNF	14	600	Carl BELL	Triumph - Transport Compliance UK, DevMonki	1	3:09.101	8 Laps	4 Laps	41.50		
DNF	877	1000	Gareth PURCELL	BMW - Fairburn JDR	0						

FASTEST LAP

125	600	Luke BURNETT	Triumph - Marisco Medical Practice	8	1:43.062	76.14 mph	122.54 kph
9	1000	Luke DIXON	BMW -	3	1:43.606	75.74 mph	121.90 kph

Class 1000 - 92.5% of Race Speed = 67.63 mph

Class 600 - 92.5% of Race Speed = 65.73 mph

Cadwell Park

Circuit Length = 2.1800 miles

Start: 11:49 Flag 12:05 End: 12:08

Weather / Track : Cloudy / Drying

These results are provisional until the conclusion of any judicial and technical matters.

Clerk Of Course :	Timekeeper :
-------------------	--------------

Results can be found at www.tsl-timing.com

Printed - 12:09 Sunday, 28 April 2019



BMCRC - MRO Championships 2019 - Rnd 3 @ Cadwell Park

L&W Contractors BMCRC Rookie 1000 & Rookie 600

RACE 5 - LAP CHART

LAP 1 @ 11:51:42.781		
NO	BEHIND	LAP TIME

91		1:53.475
22	0.310	1:53.785
71	1.801	1:55.276
9	3.083	1:56.558
18	4.703	1:58.178
100	5.575	1:59.050
707	10.069	2:03.544
103	13.110	2:06.585
128	13.798	2:07.273
421	14.637	2:08.112
69	37.361	2:30.836
49	39.716	2:33.191
125	41.654	2:35.129
16	43.289	2:36.764
8	43.648	2:37.123
323	50.218	2:43.693
198	50.643	2:44.118
193	50.698	2:44.173
77	54.969	2:48.444
44	58.539	2:52.014
606	1:03.463	2:56.938
624	1:03.966	2:57.441
170	1:05.569	2:59.044
196	1:10.549	3:04.024
61	1:14.137	3:07.612
526	1:14.868	3:08.343
14	1:15.626	3:09.101

LAP 2 @ 11:53:29.912		
NO	BEHIND	LAP TIME

91		1:47.131
22	2.133	1:48.954
9	3.398	1:47.446
71	3.661	1:48.991
100	8.808	1:50.364
707	16.896	1:53.958
18	20.676	2:03.104
103	21.171	1:55.192
421	21.954	1:54.448
128	25.515	1:58.848
125	40.988	1:46.465
8	42.272	1:45.755
16	42.509	1:46.351
198	53.712	1:50.200
193	56.284	1:52.717
323	56.811	1:53.724
77	1:03.116	1:55.278
44	1:15.050	2:03.642
69	1:16.949	2:26.719
49	1:17.266	2:24.681
624	1:17.616	2:00.781
170	1:20.604	2:02.166
606	1:24.497	2:08.165
196	1:28.388	2:04.970
61	1:28.840	2:01.834

LAP 3 @ 11:55:16.829		
NO	BEHIND	LAP TIME

91		1:46.917
9	0.087	1:43.606
526	1 Lap	2:19.757

22	3.784	1:48.568
71	8.527	1:51.783
100	11.056	1:49.165
707	25.412	1:55.433
18	25.802	1:52.043
421	26.796	1:51.759
103	28.691	1:54.437
128	37.624	1:59.026
125	38.165	1:44.094
8	39.091	1:43.736
16	41.520	1:45.928
198	55.010	1:48.215
193	58.784	1:49.417
323	1:04.788	1:54.894
77	1:10.050	1:53.851
44	1:27.665	1:59.532
624	1:31.033	2:00.334
170	1:39.653	2:05.966

LAP 4 @ 11:57:03.117		
NO	BEHIND	LAP TIME

9		1:46.201
606	1 Lap	2:08.872
61	1 Lap	2:04.732
91	1.996	1:48.284
196	1 Lap	2:08.500
49	1 Lap	2:23.156
22	8.815	1:51.319
69	1 Lap	2:25.576
71	14.421	1:52.182
100	15.390	1:50.622
18	32.808	1:53.294
421	32.934	1:52.426
526	1 Lap	2:19.238
125	36.886	1:45.009
8	38.380	1:45.577
103	38.770	1:56.367
707	39.693	2:00.569
16	42.162	1:46.930
128	50.035	1:58.699
198	57.178	1:48.456
193	1:01.345	1:48.849
323	1:12.323	1:53.823
77	1:17.814	1:54.052
44	1:41.565	2:00.188
624	1:42.473	1:57.728

LAP 5 @ 11:58:50.738		
NO	BEHIND	LAP TIME

9		1:47.621
91	6.027	1:51.652
170	1 Lap	2:00.316
22	14.014	1:52.820
606	1 Lap	2:05.198
71	17.785	1:50.985
61	1 Lap	2:05.142
100	19.063	1:51.294
196	1 Lap	2:04.528
125	33.173	1:43.908
8	38.074	1:47.315
18	38.431	1:53.244
421	40.266	1:54.953
49	1 Lap	2:22.663
16	42.508	1:47.967

69	1 Lap	2:21.220
103	45.565	1:54.416
707	46.751	1:54.679
198	59.375	1:49.818
128	1:01.691	1:59.277
193	1:03.266	1:49.542
526	1 Lap	2:18.246
323	1:17.454	1:52.752
77	1:25.647	1:55.454

LAP 6 @ 12:00:36.445		
NO	BEHIND	LAP TIME

9		1:45.707
91	7.711	1:47.391
44	1 Lap	1:59.666
624	1 Lap	1:59.052
170	1 Lap	1:58.934
22	19.322	1:51.015
71	22.299	1:50.221
100	24.566	1:51.210
125	32.995	1:45.529
606	1 Lap	2:04.948
61	1 Lap	2:04.951
8	37.431	1:45.064
196	1 Lap	2:04.097
18	44.646	1:51.922
16	44.817	1:48.016
421	45.211	1:50.652
198	1:06.659	1:52.991
193	1:06.936	1:49.377
707	1:10.956	2:09.912
128	1:17.048	2:01.064
69	1 Lap	2:22.659
49	1 Lap	2:26.508
323	1:26.285	1:54.538
77	1:37.931	1:57.991
526	1 Lap	2:19.753

LAP 7 @ 12:02:21.469		
NO	BEHIND	LAP TIME

9		1:45.024
91	10.752	1:48.065
624	1 Lap	1:59.947
22	24.087	1:49.789
44	1 Lap	2:01.241
71	29.335	1:52.060
170	1 Lap	1:59.173
100	33.570	1:54.028
125	33.863	1:45.892
8	40.231	1:47.824
16	52.113	1:52.320
61	1 Lap	2:03.580
606	1 Lap	2:03.888
421	56.010	1:55.823
18	56.029	1:56.407
196	1 Lap	2:05.321
198	1:06.993	1:45.358
193	1:08.538	1:46.626
707	1:21.484	1:55.552
128	1:32.214	2:00.190
323	1:37.552	1:56.291

LAP 8 @ 12:04:07.157		
NO	BEHIND	LAP TIME

9		1:45.688
77	1 Lap	1:57.396
69	2 Laps	2:19.051
91	13.939	1:48.875
49	2 Laps	2:25.946
526	2 Laps	2:18.300
22	26.760	1:48.361
125	31.237	1:43.062
71	36.297	1:52.650
100	36.973	1:49.091
624	1 Lap	2:03.043
8	42.735	1:48.192
170	1 Lap	2:02.823
16	55.079	1:48.654
421	59.045	1:48.723
18	1:02.234	1:51.893
61	1 Lap	1:56.456
198	1:12.184	1:50.879
193	1:12.385	1:49.535
606	1 Lap	2:04.425
196	1 Lap	2:04.091
707	1:31.608	1:55.812
323	1:46.048	1:54.184
128	1:47.228	2:00.702

LAP 9 @ 12:05:55.178		
NO	BEHIND	LAP TIME

9		1:48.021
77	1 Lap	1:54.785
91	11.808	1:45.890
125	28.029	1:44.813
22	30.702	1:51.963
69	2 Laps	2:18.056
71	39.320	1:51.044
100	39.337	1:50.385
8	45.634	1:50.920
526	2 Laps	2:15.859
16	56.279	1:49.221
624	1 Lap	2:06.328
49	2 Laps	2:29.563
421	1:00.352	1:49.328
170	1 Lap	1:59.182
18	1:05.626	1:51.413
198	1:09.125	1:44.962
193	1:10.408	1:46.044
61	1 Lap	1:54.977
606	1 Lap	2:05.557
196	1 Lap	2:02.591
707	1:37.670	1:54.083
323	1:47.653	1:49.626
128	1:57.926	1:58.719

Cadwell Park

Circuit Length = 2.1800 miles

Start: 11:49 Flag 12:05 End: 12:08

Weather / Track : Cloudy / Drying

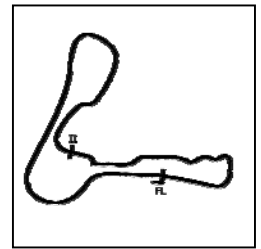
Results can be found at www.tsl-timing.com

Printed - 12:11 Sunday, 28 April 2019

BMCRC - MRO Championships 2019 - Rnd 3 @ Cadwell Park

L&W Contractors BMCRC Rookie 1000 & Rookie 600

RACE 5 - SECTOR ANALYSIS



SECTOR 1 = FL to I1, SECTOR 2 = I1 to FL, DIFF = Difference To Personal Best Lap, P = Crossed Finish Line in Pit Lane, D = Time Disallowed

P1 9 1000 Luke DIXON		BMW -				
IDEAL LAP TIME : 1:43.388		BEST LAP TIME : 1:43.606		DIFFERENCE : 0.218		
LAP	SECTOR 1	SECTOR 2	LAP TIME	MPH	DIFF	TIME OF DAY
1 -		46.314	1:56.558	67.33	12.952	11:51:45.864
2 -	1:01.388	46.058	1:47.446	73.04	3.840	11:53:33.310
3 -	59.619	43.987	1:43.606 (1)	75.74		11:55:16.916
4 -	59.801	46.400	1:46.201	73.89	2.595	11:57:03.117
5 -	1:02.657	44.964	1:47.621	72.92	4.015	11:58:50.738
6 -	1:01.938	43.769	1:45.707	74.24	2.101	12:00:36.445
7 -	1:00.682	44.342	1:45.024 (2)	74.72	1.418	12:02:21.469
8 -	1:01.544	44.144	1:45.688 (3)	74.25	2.082	12:04:07.157
9 -	1:01.422	46.599	1:48.021	72.65	4.415	12:05:55.178

P2 91 1000 Michael CHERRETT		Kawasaki - Bournemouth kawasaki racing				
IDEAL LAP TIME : 1:45.320		BEST LAP TIME : 1:45.890		DIFFERENCE : 0.570		
LAP	SECTOR 1	SECTOR 2	LAP TIME	MPH	DIFF	TIME OF DAY
1 -		45.260	1:53.475	69.16	7.585	11:51:42.781
2 -	1:01.777	45.354	1:47.131 (3)	73.25	1.241	11:53:29.912
3 -	1:01.771	45.146	1:46.917 (2)	73.40	1.027	11:55:16.829
4 -	1:01.239	47.045	1:48.284	72.47	2.394	11:57:05.113
5 -	1:04.581	47.071	1:51.652	70.29	5.762	11:58:56.765
6 -	1:01.773	45.618	1:47.391	73.07	1.501	12:00:44.156
7 -	1:02.390	45.675	1:48.065	72.62	2.175	12:02:32.221
8 -	1:02.299	46.576	1:48.875	72.08	2.985	12:04:21.096
9 -	1:01.809	44.081	1:45.890 (1)	74.11		12:06:06.986

P3 125 600 Luke BURNETT		Triumph - Marisco Medical Practice				
IDEAL LAP TIME : 1:42.593		BEST LAP TIME : 1:43.062		DIFFERENCE : 0.469		
LAP	SECTOR 1	SECTOR 2	LAP TIME	MPH	DIFF	TIME OF DAY
1 -		45.369	2:35.129	50.59	52.067	11:52:24.435
2 -	1:02.297	44.168	1:46.465	73.71	3.403	11:54:10.900
3 -	1:00.228	43.866	1:44.094 (3)	75.39	1.032	11:55:54.994
4 -	1:00.389	44.620	1:45.009	74.73	1.947	11:57:40.003
5 -	59.985	43.923	1:43.908 (2)	75.52	0.846	11:59:23.911
6 -	59.510	46.019	1:45.529	74.36	2.467	12:01:09.440
7 -	59.716	46.176	1:45.892	74.11	2.830	12:02:55.332
8 -	59.979	43.083	1:43.062 (1)	76.14		12:04:38.394
9 -	1:00.554	44.259	1:44.813	74.87	1.751	12:06:23.207

P4 22 1000 Matthew LANE		Suzuki - GSXR 750				
IDEAL LAP TIME : 1:47.842		BEST LAP TIME : 1:48.361		DIFFERENCE : 0.519		
LAP	SECTOR 1	SECTOR 2	LAP TIME	MPH	DIFF	TIME OF DAY
1 -		45.287	1:53.785	68.97	5.424	11:51:43.091
2 -	1:02.768	46.186	1:48.954 (3)	72.03	0.593	11:53:32.045
3 -	1:02.555	46.013	1:48.568 (2)	72.28	0.207	11:55:20.613
4 -	1:05.123	46.196	1:51.319	70.50	2.958	11:57:11.932
5 -	1:04.444	48.376	1:52.820	69.56	4.459	11:59:04.752
6 -	1:03.509	47.506	1:51.015	70.69	2.654	12:00:55.767
7 -	1:03.958	45.831	1:49.789	71.48	1.428	12:02:45.556
8 -	1:02.847	45.514	1:48.361 (1)	72.42		12:04:33.917
9 -	1:04.981	46.982	1:51.963	70.09	3.602	12:06:25.880

P5 71 1000 Seb JENKINS		Yamaha -				
IDEAL LAP TIME : 1:48.413		BEST LAP TIME : 1:48.991		DIFFERENCE : 0.578		
LAP	SECTOR 1	SECTOR 2	LAP TIME	MPH	DIFF	TIME OF DAY
1 -		46.322	1:55.276	68.08	6.285	11:51:44.582
2 -	1:02.091	46.900	1:48.991 (1)	72.00		11:53:33.573
3 -	1:04.218	47.565	1:51.783	70.20	2.792	11:55:25.356
4 -	1:04.612	47.570	1:52.182	69.95	3.191	11:57:17.538

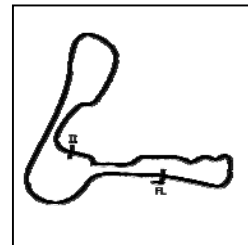
Weather / Track : Cloudy / Drying

Cadwell Park
 Circuit Length = 2.1800 miles
 Start: 11:49 Flag 12:05 End: 12:08

BMCRC - MRO Championships 2019 - Rnd 3 @ Cadwell Park

L&W Contractors BMCRC Rookie 1000 & Rookie 600

RACE 5 - SECTOR ANALYSIS



SECTOR 1 = FL to I1, SECTOR 2 = I1 to FL, DIFF = Difference To Personal Best Lap, P = Crossed Finish Line in Pit Lane, D = Time Disallowed

5 -	1:04.038	46.947	1:50.985 (3)	70.71	1.994	11:59:08.523
6 -	1:03.020	47.201	1:50.221 (2)	71.20	1.230	12:00:58.744
7 -	1:04.596	47.464	1:52.060	70.03	3.069	12:02:50.804
8 -	1:04.895	47.755	1:52.650	69.66	3.659	12:04:43.454
9 -	1:03.571	47.473	1:51.044	70.67	2.053	12:06:34.498

P6 100 1000 James FEARN			Honda -			
IDEAL LAP TIME : 1:48.955		BEST LAP TIME : 1:49.091		DIFFERENCE : 0.136		
LAP	SECTOR 1	SECTOR 2	LAP TIME	MPH	DIFF	TIME OF DAY
1 -		46.771	1:59.050	65.92	9.959	11:51:48.356
2 -	1:03.993	46.371	1:50.364 (3)	71.11	1.273	11:53:38.720
3 -	1:02.958	46.207	1:49.165 (2)	71.89	0.074	11:55:27.885
4 -	1:04.138	46.484	1:50.622	70.94	1.531	11:57:18.507
5 -	1:04.824	46.470	1:51.294	70.51	2.203	11:59:09.801
6 -	1:04.592	46.618	1:51.210	70.56	2.119	12:01:01.011
7 -	1:04.657	49.371	1:54.028	68.82	4.937	12:02:55.039
8 -	1:03.094	45.997	1:49.091 (1)	71.94		12:04:44.130
9 -	1:04.337	46.048	1:50.385	71.09	1.294	12:06:34.515

P7 8 600 Cedric BLOCH			Kawasaki - Brigit's Group & SDC Performance			
IDEAL LAP TIME : 1:43.641		BEST LAP TIME : 1:43.736		DIFFERENCE : 0.095		
LAP	SECTOR 1	SECTOR 2	LAP TIME	MPH	DIFF	TIME OF DAY
1 -		45.056	2:37.123	49.94	53.387	11:52:26.429
2 -	1:00.999	44.756	1:45.755	74.20	2.019	11:54:12.184
3 -	59.916	43.820	1:43.736 (1)	75.65		11:55:55.920
4 -	1:00.252	45.325	1:45.577 (3)	74.33	1.841	11:57:41.497
5 -	1:00.419	46.896	1:47.315	73.13	3.579	11:59:28.812
6 -	59.821	45.243	1:45.064 (2)	74.69	1.328	12:01:13.876
7 -	1:02.582	45.242	1:47.824	72.78	4.088	12:03:01.700
8 -	1:02.385	45.807	1:48.192	72.53	4.456	12:04:49.892
9 -	1:03.852	47.068	1:50.920	70.75	7.184	12:06:40.812

P8 16 600 Tom VAUGHAN			Yamaha -			
IDEAL LAP TIME : 1:45.809		BEST LAP TIME : 1:45.928		DIFFERENCE : 0.119		
LAP	SECTOR 1	SECTOR 2	LAP TIME	MPH	DIFF	TIME OF DAY
1 -		45.292	2:36.764	50.06	50.836	11:52:26.070
2 -	1:01.668	44.683	1:46.351 (2)	73.79	0.423	11:54:12.421
3 -	1:01.126	44.802	1:45.928 (1)	74.08		11:55:58.349
4 -	1:02.021	44.909	1:46.930 (3)	73.39	1.002	11:57:45.279
5 -	1:02.910	45.057	1:47.967	72.68	2.039	11:59:33.246
6 -	1:01.899	46.117	1:48.016	72.65	2.088	12:01:21.262
7 -	1:05.131	47.189	1:52.320	69.87	6.392	12:03:13.582
8 -	1:02.399	46.255	1:48.654	72.22	2.726	12:05:02.236
9 -	1:02.524	46.697	1:49.221	71.85	3.293	12:06:51.457

P9 421 1000 Daniel TINSLEY			Yamaha -			
IDEAL LAP TIME : 1:48.116		BEST LAP TIME : 1:48.723		DIFFERENCE : 0.607		
LAP	SECTOR 1	SECTOR 2	LAP TIME	MPH	DIFF	TIME OF DAY
1 -		50.840	2:08.112	61.25	19.389	11:51:57.418
2 -	1:06.065	48.383	1:54.448	68.57	5.725	11:53:51.866
3 -	1:04.913	46.846	1:51.759	70.22	3.036	11:55:43.625
4 -	1:04.188	48.238	1:52.426	69.80	3.703	11:57:36.051
5 -	1:04.594	50.359	1:54.953	68.27	6.230	11:59:31.004
6 -	1:03.329	47.323	1:50.652 (3)	70.92	1.929	12:01:21.656
7 -	1:05.547	50.276	1:55.823	67.75	7.100	12:03:17.479
8 -	1:02.851	45.872	1:48.723 (1)	72.18		12:05:06.202
9 -	1:02.244	47.084	1:49.328 (2)	71.78	0.605	12:06:55.530

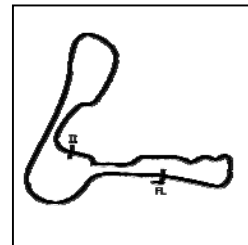
Weather / Track : Cloudy / Drying

Cadwell Park
Circuit Length = 2.1800 miles
Start: 11:49 Flag 12:05 End: 12:08

BMCRC - MRO Championships 2019 - Rnd 3 @ Cadwell Park

L&W Contractors BMCRC Rookie 1000 & Rookie 600

RACE 5 - SECTOR ANALYSIS



SECTOR 1 = FL to I1, SECTOR 2 = I1 to FL, DIFF = Difference To Personal Best Lap, P = Crossed Finish Line in Pit Lane, D = Time Disallowed

P10 18 1000 Albert WILLSSHER			Suzuki - willsher machinery ltd			
IDEAL LAP TIME : 1:50.501		BEST LAP TIME : 1:51.413		DIFFERENCE : 0.912		
LAP	SECTOR 1	SECTOR 2	LAP TIME	MPH	DIFF	TIME OF DAY
1 -		48.060	1:58.178	66.40	6.765	11:51:47.484
2 -	1:14.239	48.865	2:03.104	63.75	11.691	11:53:50.588
3 -	1:03.361	48.682	1:52.043	70.04	0.630	11:55:42.631
4 -	1:04.114	49.180	1:53.294	69.27	1.881	11:57:35.925
5 -	1:03.526	49.718	1:53.244	69.30	1.831	11:59:29.169
6 -	1:03.791	48.131	1:51.922 (3)	70.12	0.509	12:01:21.091
7 -	1:05.289	51.118	1:56.407	67.41	4.994	12:03:17.498
8 -	1:04.011	47.882	1:51.893 (2)	70.13	0.480	12:05:09.391
9 -	1:02.619	48.794	1:51.413 (1)	70.44		12:07:00.804

P11 198 600 Thomas MORRIS			Honda -			
IDEAL LAP TIME : 1:44.832		BEST LAP TIME : 1:44.962		DIFFERENCE : 0.130		
LAP	SECTOR 1	SECTOR 2	LAP TIME	MPH	DIFF	TIME OF DAY
1 -		48.945	2:44.118	47.81	59.156	11:52:33.424
2 -	1:04.144	46.056	1:50.200	71.21	5.238	11:54:23.624
3 -	1:02.371	45.844	1:48.215 (3)	72.52	3.253	11:56:11.839
4 -	1:01.848	46.608	1:48.456	72.36	3.494	11:58:00.295
5 -	1:02.110	47.708	1:49.818	71.46	4.856	11:59:50.113
6 -	1:07.175	45.816	1:52.991	69.45	8.029	12:01:43.104
7 -	1:00.777	44.581	1:45.358 (2)	74.48	0.396	12:03:28.462
8 -	1:04.186	46.693	1:50.879	70.78	5.917	12:05:19.341
9 -	1:00.251	44.711	1:44.962 (1)	74.77		12:07:04.303

P12 193 600 Jackson LANGLEY			Triumph - J J racing			
IDEAL LAP TIME : 1:45.478		BEST LAP TIME : 1:46.044		DIFFERENCE : 0.566		
LAP	SECTOR 1	SECTOR 2	LAP TIME	MPH	DIFF	TIME OF DAY
1 -		47.336	2:44.173	47.80	58.129	11:52:33.479
2 -	1:05.760	46.957	1:52.717	69.62	6.673	11:54:26.196
3 -	1:03.718	45.699	1:49.417	71.72	3.373	11:56:15.613
4 -	1:03.577	45.272	1:48.849 (3)	72.10	2.805	11:58:04.462
5 -	1:03.057	46.485	1:49.542	71.64	3.498	11:59:54.004
6 -	1:04.507	44.870	1:49.377	71.75	3.333	12:01:43.381
7 -	1:02.220	44.406	1:46.626 (2)	73.60	0.582	12:03:30.007
8 -	1:02.854	46.681	1:49.535	71.64	3.491	12:05:19.542
9 -	1:01.072	44.972	1:46.044 (1)	74.00		12:07:05.586

P13 707 1000 Stephen O'KEEFFE			Kawasaki - None			
IDEAL LAP TIME : 1:52.634		BEST LAP TIME : 1:53.958		DIFFERENCE : 1.324		
LAP	SECTOR 1	SECTOR 2	LAP TIME	MPH	DIFF	TIME OF DAY
1 -		50.265	2:03.544	63.52	9.586	11:51:52.850
2 -	1:06.731	47.227	1:53.958 (1)	68.86		11:53:46.808
3 -	1:06.663	48.770	1:55.433	67.98	1.475	11:55:42.241
4 -	1:11.923	48.646	2:00.569	65.09	6.611	11:57:42.810
5 -	1:05.407	49.272	1:54.679 (3)	68.43	0.721	11:59:37.489
6 -	1:21.663	48.249	2:09.912	60.41	15.954	12:01:47.401
7 -	1:07.259	48.293	1:55.552	67.91	1.594	12:03:42.953
8 -	1:07.538	48.274	1:55.812	67.76	1.854	12:05:38.765
9 -	1:06.803	47.280	1:54.083 (2)	68.79	0.125	12:07:32.848

P14 323 600 Benjamin MORRIS			Kawasaki -			
IDEAL LAP TIME : 1:49.626		BEST LAP TIME : 1:49.626		DIFFERENCE : 0.000		
LAP	SECTOR 1	SECTOR 2	LAP TIME	MPH	DIFF	TIME OF DAY
1 -		49.201	2:43.693	47.94	54.067	11:52:32.999
2 -	1:05.893	47.831	1:53.724 (3)	69.00	4.098	11:54:26.723
3 -	1:06.516	48.378	1:54.894	68.30	5.268	11:56:21.617
4 -	1:05.373	48.450	1:53.823	68.94	4.197	11:58:15.440

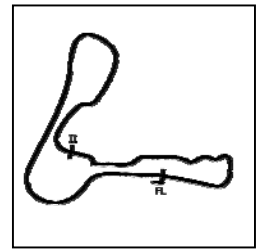
Weather / Track : Cloudy / Drying

Cadwell Park
Circuit Length = 2.1800 miles
Start: 11:49 Flag 12:05 End: 12:08

BMCRC - MRO Championships 2019 - Rnd 3 @ Cadwell Park

L&W Contractors BMCRC Rookie 1000 & Rookie 600

RACE 5 - SECTOR ANALYSIS



SECTOR 1 = FL to I1, SECTOR 2 = I1 to FL, DIFF = Difference To Personal Best Lap, P = Crossed Finish Line in Pit Lane, D = Time Disallowed

5 -	1:05.317	47.435	1:52.752 (2)	69.60	3.126	12:00:08.192
6 -	1:06.158	48.380	1:54.538	68.51	4.912	12:02:02.730
7 -	1:08.464	47.827	1:56.291	67.48	6.665	12:03:59.021
8 -	1:06.235	47.949	1:54.184	68.73	4.558	12:05:53.205
9 -	1:03.203	46.423	1:49.626 (1)	71.58		12:07:42.831

P15 128 1000	Kevin CLARKE	Suzuki -
IDEAL LAP TIME : 1:57.479	BEST LAP TIME : 1:58.699	DIFFERENCE : 1.220

LAP	SECTOR 1	SECTOR 2	LAP TIME	MPH	DIFF	TIME OF DAY
1 -		50.240	2:07.273	61.66	8.574	11:51:56.579
2 -	1:08.771	50.077	1:58.848 (3)	66.03	0.149	11:53:55.427
3 -	1:08.548	50.478	1:59.026	65.93	0.327	11:55:54.453
4 -	1:08.927	49.772	1:58.699 (1)	66.11		11:57:53.152
5 -	1:07.707	51.570	1:59.277	65.79	0.578	11:59:52.429
6 -	1:09.606	51.458	2:01.064	64.82	2.365	12:01:53.493
7 -	1:10.274	49.916	2:00.190	65.29	1.491	12:03:53.683
8 -	1:09.643	51.059	2:00.702	65.02	2.003	12:05:54.385
9 -	1:08.787	49.932	1:58.719 (2)	66.10	0.020	12:07:53.104

P16 77 600	Nathan LEGGETT	Yamaha -
IDEAL LAP TIME : 1:53.246	BEST LAP TIME : 1:53.851	DIFFERENCE : 0.605

LAP	SECTOR 1	SECTOR 2	LAP TIME	MPH	DIFF	TIME OF DAY
1 -		47.413	2:48.444	46.59	54.593	11:52:37.750
2 -	1:06.508	48.770	1:55.278	68.07	1.427	11:54:33.028
3 -	1:06.143	47.708	1:53.851 (1)	68.93		11:56:26.879
4 -	1:06.536	47.516	1:54.052 (2)	68.81	0.201	11:58:20.931
5 -	1:08.351	47.103	1:55.454	67.97	1.603	12:00:16.385
6 -	1:08.388	49.603	1:57.991	66.51	4.140	12:02:14.376
7 -	1:08.159	49.237	1:57.396	66.85	3.545	12:04:11.772
8 -	1:07.488	47.297	1:54.785 (3)	68.37	0.934	12:06:06.557

P17 624 600	Matthew FEDRICK	Yamaha - Matthew Fedrick farriers ltd
IDEAL LAP TIME : 1:57.728	BEST LAP TIME : 1:57.728	DIFFERENCE : 0.000

LAP	SECTOR 1	SECTOR 2	LAP TIME	MPH	DIFF	TIME OF DAY
1 -		55.663	2:57.441	44.22	59.713	11:52:46.747
2 -	1:10.103	50.678	2:00.781	64.97	3.053	11:54:47.528
3 -	1:09.722	50.612	2:00.334	65.21	2.606	11:56:47.862
4 -	1:08.183	49.545	1:57.728 (1)	66.66		11:58:45.590
5 -	1:08.212	50.840	1:59.052 (2)	65.92	1.324	12:00:44.642
6 -	1:09.975	49.972	1:59.947 (3)	65.42	2.219	12:02:44.589
7 -	1:10.907	52.136	2:03.043	63.78	5.315	12:04:47.632
8 -	1:09.891	56.437	2:06.328	62.12	8.600	12:06:53.960

P18 170 600	Paul MILLS	Yamaha -
IDEAL LAP TIME : 1:58.152	BEST LAP TIME : 1:58.934	DIFFERENCE : 0.782

LAP	SECTOR 1	SECTOR 2	LAP TIME	MPH	DIFF	TIME OF DAY
1 -		52.978	2:59.044	43.83	1:00.110	11:52:48.350
2 -	1:10.404	51.762	2:02.166	64.24	3.232	11:54:50.516
3 -	1:15.076	50.890	2:05.966	62.30	7.032	11:56:56.482
4 -	1:10.718	49.598	2:00.316	65.22	1.382	11:58:56.798
5 -	1:09.116	49.818	1:58.934 (1)	65.98		12:00:55.732
6 -	1:09.607	49.566	1:59.173 (2)	65.85	0.239	12:02:54.905
7 -	1:11.673	51.150	2:02.823	63.89	3.889	12:04:57.728
8 -	1:10.146	49.036	1:59.182 (3)	65.84	0.248	12:06:56.910

P19 61 600	Adam SYMONDS	Yamaha -
IDEAL LAP TIME : 1:54.213	BEST LAP TIME : 1:54.977	DIFFERENCE : 0.764

LAP	SECTOR 1	SECTOR 2	LAP TIME	MPH	DIFF	TIME OF DAY
1 -		57.067	3:07.612	41.83	1:12.635	11:52:56.918

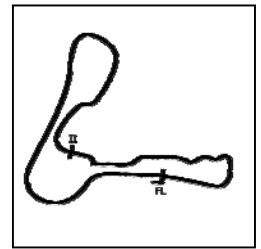
Weather / Track : Cloudy / Drying

Cadwell Park
Circuit Length = 2.1800 miles
Start: 11:49 Flag 12:05 End: 12:08

BMCRC - MRO Championships 2019 - Rnd 3 @ Cadwell Park

L&W Contractors BMCRC Rookie 1000 & Rookie 600

RACE 5 - SECTOR ANALYSIS



SECTOR 1 = FL to I1, SECTOR 2 = I1 to FL, DIFF = Difference To Personal Best Lap, P = Crossed Finish Line in Pit Lane, D = Time Disallowed

2 -	1:10.780	51.054	2:01.834 (3)	64.41	6.857	11:54:58.752
3 -	1:11.220	53.512	2:04.732	62.91	9.755	11:57:03.484
4 -	1:12.553	52.589	2:05.142	62.71	10.165	11:59:08.626
5 -	1:11.840	53.111	2:04.951	62.80	9.974	12:01:13.577
6 -	1:12.049	51.531	2:03.580	63.50	8.603	12:03:17.157
7 -	1:08.177	48.279	1:56.456 (2)	67.39	1.479	12:05:13.613
8 -	1:05.934	49.043	1:54.977 (1)	68.25		12:07:08.590

P20 606 600 Jake ANDERTON			Honda - CurrentElec Limited			
IDEAL LAP TIME : 2:03.737		BEST LAP TIME : 2:03.888		DIFFERENCE : 0.151		
LAP	SECTOR 1	SECTOR 2	LAP TIME	MPH	DIFF	TIME OF DAY

1 -		55.790	2:56.938	44.35	53.050	11:52:46.244
2 -	1:13.746	54.419	2:08.165	61.23	4.277	11:54:54.409
3 -	1:15.111	53.761	2:08.872	60.89	4.984	11:57:03.281
4 -	1:12.442	52.756	2:05.198	62.68	1.310	11:59:08.479
5 -	1:11.513	53.435	2:04.948 (3)	62.81	1.060	12:01:13.427
6 -	1:10.981	52.907	2:03.888 (1)	63.34		12:03:17.315
7 -	1:11.388	53.037	2:04.425 (2)	63.07	0.537	12:05:21.740
8 -	1:12.325	53.232	2:05.557	62.50	1.669	12:07:27.297

P21 196 600 Emma PETERSON			Yamaha - Plus racing gear, Helmet city Chichester, WG Tyres B			
IDEAL LAP TIME : 2:02.591		BEST LAP TIME : 2:02.591		DIFFERENCE : 0.000		
LAP	SECTOR 1	SECTOR 2	LAP TIME	MPH	DIFF	TIME OF DAY

1 -		54.089	3:04.024	42.64	1:01.433	11:52:53.330
2 -	1:12.207	52.763	2:04.970	62.79	2.379	11:54:58.300
3 -	1:12.550	55.950	2:08.500	61.07	5.909	11:57:06.800
4 -	1:11.822	52.706	2:04.528	63.02	1.937	11:59:11.328
5 -	1:11.348	52.749	2:04.097 (3)	63.24	1.506	12:01:15.425
6 -	1:11.784	53.537	2:05.321	62.62	2.730	12:03:20.746
7 -	1:11.550	52.541	2:04.091 (2)	63.24	1.500	12:05:24.837
8 -	1:10.549	52.042	2:02.591 (1)	64.01		12:07:27.428

P22 69 1000 Cassandra MCMANUS			Suzuki -			
IDEAL LAP TIME : 2:18.056		BEST LAP TIME : 2:18.056		DIFFERENCE : 0.000		
LAP	SECTOR 1	SECTOR 2	LAP TIME	MPH	DIFF	TIME OF DAY

1 -		1:02.138	2:30.836	52.03	12.780	11:52:20.142
2 -	1:23.325	1:03.394	2:26.719	53.49	8.663	11:54:46.861
3 -	1:24.045	1:01.531	2:25.576	53.91	7.520	11:57:12.437
4 -	1:21.699	59.521	2:21.220 (3)	55.57	3.164	11:59:33.657
5 -	1:23.878	58.781	2:22.659	55.01	4.603	12:01:56.316
6 -	1:20.418	58.633	2:19.051 (2)	56.44	0.995	12:04:15.367
7 -	1:19.514	58.542	2:18.056 (1)	56.84		12:06:33.423

P23 526 600 Michael ARMANI			Honda -			
IDEAL LAP TIME : 2:15.859		BEST LAP TIME : 2:15.859		DIFFERENCE : 0.000		
LAP	SECTOR 1	SECTOR 2	LAP TIME	MPH	DIFF	TIME OF DAY

1 -		58.762	3:08.343	41.66	52.484	11:52:57.649
2 -	1:20.879	58.878	2:19.757	56.15	3.898	11:55:17.406
3 -	1:19.770	59.468	2:19.238	56.36	3.379	11:57:36.644
4 -	1:19.051	59.195	2:18.246 (2)	56.76	2.387	11:59:54.890
5 -	1:20.625	59.128	2:19.753	56.15	3.894	12:02:14.643
6 -	1:20.031	58.269	2:18.300 (3)	56.74	2.441	12:04:32.943
7 -	1:18.547	57.312	2:15.859 (1)	57.76		12:06:48.802

P24 49 1000 Glen NEAGLE			Ducati -			
IDEAL LAP TIME : 2:22.325		BEST LAP TIME : 2:22.663		DIFFERENCE : 0.338		
LAP	SECTOR 1	SECTOR 2	LAP TIME	MPH	DIFF	TIME OF DAY

1 -		1:01.377	2:33.191	51.23	10.528	11:52:22.497
2 -	1:23.914	1:00.767	2:24.681 (3)	54.24	2.018	11:54:47.178

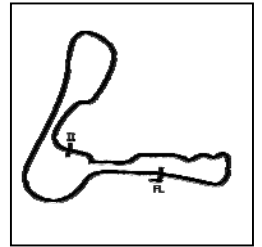
Weather / Track : Cloudy / Drying

Cadwell Park
Circuit Length = 2.1800 miles
Start: 11:49 Flag 12:05 End: 12:08

BMCRC - MRO Championships 2019 - Rnd 3 @ Cadwell Park

L&W Contractors BMCRC Rookie 1000 & Rookie 600

RACE 5 - SECTOR ANALYSIS



SECTOR 1 = FL to I1, SECTOR 2 = I1 to FL, DIFF = Difference To Personal Best Lap, P = Crossed Finish Line in Pit Lane, D = Time Disallowed

3 -	1:22.770	1:00.386	2:23.156 (2)	54.82	0.493	11:57:10.334
4 -	1:23.108	59.555	2:22.663 (1)	55.01		11:59:32.997
5 -	1:26.939	59.569	2:26.508	53.56	3.845	12:01:59.505
6 -	1:25.922	1:00.024	2:25.946	53.77	3.283	12:04:25.451
7 -	1:29.286	1:00.277	2:29.563	52.47	6.900	12:06:55.014

P25 44 600 James John ROBINSON	Honda - CurrentElec
IDEAL LAP TIME : 1:58.950	BEST LAP TIME : 1:59.532
DIFFERENCE : 0.582	

LAP	SECTOR 1	SECTOR 2	LAP TIME	MPH	DIFF	TIME OF DAY
1 -		50.868	2:52.014	45.62	52.482	11:52:41.320
2 -	1:09.933	53.709	2:03.642	63.47	4.110	11:54:44.962
3 -	1:09.060	50.472	1:59.532 (1)	65.65		11:56:44.494
4 -	1:09.548	50.640	2:00.188 (3)	65.29	0.656	11:58:44.682
5 -	1:08.488	51.178	1:59.666 (2)	65.58	0.134	12:00:44.348
6 -	1:10.779	50.462	2:01.241	64.73	1.709	12:02:45.589

P26 103 1000 Craig GOFFORD	Suzuki -
IDEAL LAP TIME : 1:53.631	BEST LAP TIME : 1:54.416
DIFFERENCE : 0.785	

LAP	SECTOR 1	SECTOR 2	LAP TIME	MPH	DIFF	TIME OF DAY
1 -		50.046	2:06.585	61.99	12.169	11:51:55.891
2 -	1:06.579	48.613	1:55.192 (3)	68.13	0.776	11:53:51.083
3 -	1:06.653	47.784	1:54.437 (2)	68.57	0.021	11:55:45.520
4 -	1:06.913	49.454	1:56.367	67.44	1.951	11:57:41.887
5 -	1:05.847	48.569	1:54.416 (1)	68.59		11:59:36.303

P27 14 600 Carl BELL	Triumph - Transport Compliance UK, DevMonki
IDEAL LAP TIME : 2:19.558	BEST LAP TIME :
DIFFERENCE :	

LAP	SECTOR 1	SECTOR 2	LAP TIME	MPH	DIFF	TIME OF DAY
1 -		58.091	3:09.101	41.50		11:52:58.407

BMCRC - MRO Championships 2019 - Rnd 3 @ Cadwell Park

L&W Contractors BMCRC Rookie 1000 & Rookie 600

RACE 5 - BEST SECTORS

SECTOR 1			SECTOR 2			IDEAL / BEST COMPARISON						
POS	NO	NAME	TIME	NO	NAME	TIME	POS	NO	NAME	IDEAL	BEST	DIFF
									PERFECT LAP	1:42.593		
1	125	BURNETT	59.510	125	BURNETT	43.083	1	125	BURNETT	1:42.593	1:43.062	0.469
2	9	DIXON	59.619	9	DIXON	43.769	2	9	DIXON	1:43.388	1:43.606	0.218
3	8	BLOCH	59.821	8	BLOCH	43.820	3	8	BLOCH	1:43.641	1:43.736	0.095
4	198	MORRIS	1:00.251	91	CHERRETT	44.081	4	198	MORRIS	1:44.832	1:44.962	0.130
5	193	LANGLEY	1:01.072	193	LANGLEY	44.406	5	91	CHERRETT	1:45.320	1:45.890	0.570
6	16	VAUGHAN	1:01.126	198	MORRIS	44.581	6	193	LANGLEY	1:45.478	1:46.044	0.566
7	91	CHERRETT	1:01.239	16	VAUGHAN	44.683	7	16	VAUGHAN	1:45.809	1:45.928	0.119
8	71	JENKINS	1:02.091	22	LANE	45.287	8	22	LANE	1:47.842	1:48.361	0.519
9	421	TINSLEY	1:02.244	421	TINSLEY	45.872	9	421	TINSLEY	1:48.116	1:48.723	0.607
10	22	LANE	1:02.555	100	FEARN	45.997	10	71	JENKINS	1:48.413	1:48.991	0.578
11	18	WILLSHER	1:02.619	71	JENKINS	46.322	11	100	FEARN	1:48.955	1:49.091	0.136
12	100	FEARN	1:02.958	323	MORRIS	46.423	12	323	MORRIS	1:49.626	1:49.626	0.000
13	323	MORRIS	1:03.203	77	LEGGETT	47.103	13	18	WILLSHER	1:50.501	1:51.413	0.912
14	707	O'KEEFFE	1:05.407	707	O'KEEFFE	47.227	14	707	O'KEEFFE	1:52.634	1:53.958	1.324
15	103	GOFFORD	1:05.847	103	GOFFORD	47.784	15	77	LEGGETT	1:53.246	1:53.851	0.605
16	61	SYMONDS	1:05.934	18	WILLSHER	47.882	16	103	GOFFORD	1:53.631	1:54.416	0.785
17	77	LEGGETT	1:06.143	61	SYMONDS	48.279	17	61	SYMONDS	1:54.213	1:54.977	0.764
18	128	CLARKE	1:07.707	170	MILLS	49.036	18	128	CLARKE	1:57.479	1:58.699	1.220
19	624	FEDRICK	1:08.183	624	FEDRICK	49.545	19	624	FEDRICK	1:57.728	1:57.728	0.000
20	44	ROBINSON	1:08.488	128	CLARKE	49.772	20	170	MILLS	1:58.152	1:58.934	0.782
21	170	MILLS	1:09.116	44	ROBINSON	50.462	21	44	ROBINSON	1:58.950	1:59.532	0.582
22	196	PETERSON	1:10.549	196	PETERSON	52.042	22	196	PETERSON	2:02.591	2:02.591	0.000
23	606	ANDERTON	1:10.981	606	ANDERTON	52.756	23	606	ANDERTON	2:03.737	2:03.888	0.151
24	526	ARMANI	1:18.547	526	ARMANI	57.312	24	526	ARMANI	2:15.859	2:15.859	0.000
25	69	MCMANUS	1:19.514	14	BELL	58.091	25	69	MCMANUS	2:18.056	2:18.056	0.000
26	14	BELL	1:21.467	69	MCMANUS	58.542	26	14	BELL	2:19.558		
27	49	NEAGLE	1:22.770	49	NEAGLE	59.555	27	49	NEAGLE	2:22.325	2:22.663	0.338
28												

Weather / Track : Cloudy / Drying

Cadwell Park
 Circuit Length = 2.1800 miles
 Start: 11:49 Flag 12:05 End: 12:08

Results can be found at www.tsl-timing.com

Printed - 12:10 Sunday, 28 April 2019

BMCRC - MRO Championships 2019 - Rnd 3 @ Cadwell Park

L&W Contractors BMCRC Rookie 1000 & Rookie 600

RACE 14 - GRID (9 Laps)



CONTRACTORS LTD

ROW 12		34	96	Giovanni BELIOSSI	35	288	Toby REYNOLDS	1				
ROW 11	2:03.888	31	606	Jake ANDERTON	2:15.859	32	526	Michael ARMANI	33	14	Carl BELL	
ROW 10		28	170	Paul MILLS	1:58.934	29	44	James John ROBINSON	1:59.532	30	196	Emma PETERSON
ROW 9	1:53.851	25	77	Nathan LEGGETT	1:54.977	26	61	Adam SYMONDS	1:57.728	27	624	Matthew FEDRICK
ROW 8		22	16	Tom VAUGHAN	1:45.928	23	193	Jackson LANGLEY	1:46.044	24	323	Benjamin MORRIS
ROW 7	1:43.062	19	125	Luke BURNETT	1:43.736	20	8	Cedric BLOCH	1:44.962	21	198	Thomas MORRIS
ROW 6		16				17				18		
ROW 5		13	877	Gareth PURCELL		14	841	Shane YOUNG		15	711	Craig WRIGHT
ROW 4		10	128	Kevin CLARKE	1:58.699	11	69	Cassandra MCMANUS	2:18.056	12	49	Glen NEAGLE
ROW 3	1:51.413	7	18	Albert WILLISHER	1:53.958	8	707	Stephen O'KEEFFE	1:54.416	9	103	Craig GOFFORD
ROW 2		4	421	Daniel TINSLEY	1:48.723	5	71	Seb JENKINS	1:48.991	6	100	James FEARN
ROW 1	1:43.606	1	9	Luke DIXON	1:45.890	2	91	Michael CHERRETT	1:48.361	3	22	Matthew LANE
				Pole								

Cadwell Park
Circuit Length = 2.1800 miles

These results are provisional until the conclusion of any judicial and technical matters.

Clerk Of Course :		Timekeeper :
-------------------	--	--------------

Results can be found at www.tsl-timing.com

Printed - 12:14 Sunday, 28 April 2019



BMCRC - MRO Championships 2019 - Rnd 3 @ Cadwell Park

L&W Contractors BMCRC Rookie 1000 & Rookie 600

RACE 14 - CLASSIFICATION



CONTRACTORS LTD

POS	NO	CL	PIC NAME	ENTRY	LAPS	TIME	GAP	DIFF	MPH	BEST	ON
1	9	1000	1 Luke DIXON	BMW -	5	8:32.477			76.56	1:40.577	2
2	71	1000	2 Seb JENKINS	Yamaha -	5	8:43.895	11.418	11.418	74.90	1:42.313	5
3	100	1000	3 James FEARN	Honda -	5	8:54.144	21.667	10.249	73.46	1:44.069	4
4	22	1000	4 Matthew LANE	Suzuki - GSXR 750	5	8:54.188	21.711	0.044	73.45	1:45.139	5
5	421	1000	5 Daniel TINSLEY	Yamaha -	5	8:54.698	22.221	0.510	73.38	1:43.962	4
6	128	1000	6 Kevin CLARKE	Suzuki -	5	9:19.175	46.698	24.477	70.17	1:48.811	3
7	877	1000	7 Gareth PURCELL	BMW - Fairburn JDR	5	9:19.400	46.923	0.225	70.14	1:49.499	4
8	18	1000	8 Albert WILLSHER	Suzuki - willsher machinery ltd	5	9:19.885	47.408	0.485	70.08	1:48.199	5
9	125	600	1 Luke BURNETT	Triumph - Marisco Medical Practice	5	9:20.215	47.738	0.330	70.04	1:42.378	2
10	707	1000	9 Stephen O'KEEFFE	Kawasaki - None	5	9:22.702	50.225	2.487	69.73	1:50.135	5
11	16	600	2 Tom VAUGHAN	Yamaha -	5	9:23.898	51.421	1.196	69.58	1:43.389	4
12	198	600	3 Thomas MORRIS	Honda -	5	9:33.768	1:01.291	9.870	68.39	1:44.920	4
13	193	600	4 Jackson LANGLEY	Triumph - J J racing	5	9:33.903	1:01.426	0.135	68.37	1:44.085	5
14	323	600	5 Benjamin MORRIS	Kawasaki -	5	9:45.283	1:12.806	11.380	67.04	1:46.863	4
15	44	600	6 James John ROBINSON	Honda - CurrentElec	5	10:11.307	1:38.830	26.024	64.19	1:50.180	4
16	624	600	7 Matthew FEDRICK	Yamaha - Matthew Fedrick farriers ltd	5	10:11.578	1:39.101	0.271	64.16	1:50.040	5
17	170	600	8 Paul MILLS	Yamaha -	4	8:43.990	1 Lap	1 Lap	59.91	1:55.108	4
18	606	600	9 Jake ANDERTON	Honda - CurrentElec Limited	4	8:46.184	1 Lap	2.194	59.66	1:58.106	4
19	196	600	10 Emma PETERSON	Yamaha - Plus racing gear, Helmet city Chichester,	4	8:49.366	1 Lap	3.182	59.30	1:59.700	3
20	49	1000	10 Glen NEAGLE	Ducati -	4	9:20.595	1 Lap	31.229	55.99	2:17.056	2
21	69	1000	11 Cassandra MCMANUS	Suzuki -	4	9:33.655	1 Lap	13.060	54.72	2:20.419	3
22	526	600	11 Michael ARMANI	Honda -	4	9:49.476	1 Lap	15.821	53.25	2:14.124	4

NOT CLASSIFIED

DNF	91	1000	Michael CHERRETT	Kawasaki - Bournemouth kawasaki racing	1	1:49.393	4 Laps	3 Laps	71.74		
-----	----	------	------------------	--	---	----------	--------	--------	-------	--	--

FASTEST LAP

9	1000	Luke DIXON	BMW -	2	1:40.577	78.03 mph	125.57 kph
125	600	Luke BURNETT	Triumph - Marisco Medical Practice	2	1:42.378	76.65 mph	123.36 kph

Class 1000 - 92.5% of Race Speed = 70.81 mph

Class 600 - 92.5% of Race Speed = 64.78 mph

Cadwell Park
Circuit Length = 2.1800 miles
Start: 16:48 Flag 16:56 End: 16:58

Weather / Track : Bright / Dry

These results are provisional until the conclusion of any judicial and technical matters.

Clerk Of Course :	Timekeeper :
-------------------	--------------

Results can be found at www.tsl-timing.com

Printed - 17:00 Sunday, 28 April 2019



BMCRC - MRO Championships 2019 - Rnd 3 @ Cadwell Park

L&W Contractors BMCRC Rookie 1000 & Rookie 600

RACE 14 - LAP CHART

LAP 1 @ 16:49:57.913

NO	BEHIND	LAP TIME
9		1:48.647
91	0.746	1:49.393
71	2.194	1:50.841
22	3.282	1:51.929
421	6.222	1:54.869
100	6.988	1:55.635
18	9.166	1:57.813
877	11.015	1:59.662
707	11.027	1:59.674
128	11.712	2:00.359
125	38.786	2:27.433
49	39.130	2:27.777
69	39.517	2:28.164
16	40.057	2:28.704
198	41.895	2:30.542
323	44.719	2:33.366
193	44.819	2:33.466
624	54.499	2:43.146
44	55.217	2:43.864
606	58.172	2:46.819
170	58.909	2:47.556
196	1:00.843	2:49.490
526	1:12.948	3:01.595

LAP 2 @ 16:51:38.490

NO	BEHIND	LAP TIME
9		1:40.577
71	5.717	1:44.100
22	7.875	1:45.170
421	11.671	1:46.026
100	12.027	1:45.616
18	19.388	1:50.799
877	20.067	1:49.629
707	21.453	1:51.003
128	22.431	1:51.296
125	40.587	1:42.378
16	43.922	1:44.442
198	48.584	1:47.266
193	51.534	1:47.292
323	54.180	1:50.038
624	1:09.524	1:55.602
44	1:10.320	1:55.680
49	1:15.609	2:17.056
606	1:19.480	2:01.885
69	1:20.123	2:21.183
170	1:20.218	2:01.886
196	1:20.422	2:00.156

LAP 3 @ 16:53:19.819

NO	BEHIND	LAP TIME
9		1:41.329
71	7.729	1:43.341
526	1 Lap	2:18.210
22	12.082	1:45.536
421	15.162	1:44.820
100	15.369	1:44.671
18	29.211	1:51.152
877	29.337	1:50.599
128	29.913	1:48.811
707	31.336	1:51.212
125	42.189	1:42.931

16	46.125	1:43.532
198	52.256	1:45.001
193	55.115	1:44.910
323	59.829	1:46.978
624	1:19.162	1:50.967
44	1:19.723	1:50.732
606	1:37.525	1:59.374
170	1:38.329	1:59.440
196	1:38.793	1:59.700

LAP 4 @ 16:55:01.002

NO	BEHIND	LAP TIME
9		1:41.183
71	9.846	1:43.300
49	1 Lap	2:17.083
22	17.313	1:46.414
421	17.941	1:43.962
69	1 Lap	2:20.419
100	18.255	1:44.069
877	37.653	1:49.499
128	37.850	1:49.120
18	39.950	1:51.922
707	40.831	1:50.678
526	1 Lap	2:15.547
125	43.750	1:42.744
16	48.331	1:43.389
198	55.993	1:44.920
193	58.082	1:44.150
323	1:05.509	1:46.863
44	1:28.720	1:50.180
624	1:29.802	1:51.823

LAP 5 @ 16:56:41.743

NO	BEHIND	LAP TIME
9		1:40.741
71	11.418	1:42.313
170	1 Lap	1:55.108
606	1 Lap	1:58.106
196	1 Lap	2:00.020
100	21.667	1:44.153
22	21.711	1:45.139
421	22.221	1:45.021
128	46.698	1:49.589
877	46.923	1:50.011
18	47.408	1:48.199
125	47.738	1:44.729
49	1 Lap	2:18.679
707	50.225	1:50.135
16	51.421	1:43.831
69	1 Lap	2:23.889
198	1:01.291	1:46.039
193	1:01.426	1:44.085
323	1:12.806	1:48.038
526	1 Lap	2:14.124
44	1:38.830	1:50.851
624	1:39.101	1:50.040

Weather / Track : Bright / Dry

Results can be found at www.tsl-timing.com

Cadwell Park

Circuit Length = 2.1800 miles

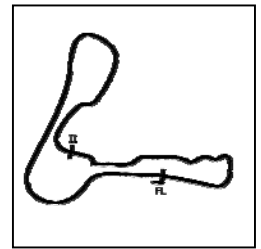
Start: 16:48 Flag 16:56 End: 16:58

Printed - 17:01 Sunday, 28 April 2019

BMCRC - MRO Championships 2019 - Rnd 3 @ Cadwell Park

L&W Contractors BMCRC Rookie 1000 & Rookie 600

RACE 14 - SECTOR ANALYSIS



SECTOR 1 = FL to I1, SECTOR 2 = I1 to FL, DIFF = Difference To Personal Best Lap, P = Crossed Finish Line in Pit Lane, D = Time Disallowed

P1		9 1000		Luke DIXON		BMW -	
IDEAL LAP TIME : 1:40.377		BEST LAP TIME : 1:40.577		DIFFERENCE : 0.200			
LAP	SECTOR 1	SECTOR 2	LAP TIME	MPH	DIFF	TIME OF DAY	
1 -		42.419	1:48.647	72.23	8.070	16:49:57.913	
2 -	58.332	42.245	1:40.577 (1)	78.03		16:51:38.490	
3 -	58.627	42.702	1:41.329	77.45	0.752	16:53:19.819	
4 -	58.132	43.051	1:41.183 (3)	77.56	0.606	16:55:01.002	
5 -	58.299	42.442	1:40.741 (2)	77.90	0.164	16:56:41.743	

P2		71 1000		Seb JENKINS		Yamaha -	
IDEAL LAP TIME : 1:42.311		BEST LAP TIME : 1:42.313		DIFFERENCE : 0.002			
LAP	SECTOR 1	SECTOR 2	LAP TIME	MPH	DIFF	TIME OF DAY	
1 -		43.834	1:50.841	70.80	8.528	16:50:00.107	
2 -	59.406	44.694	1:44.100	75.38	1.787	16:51:44.207	
3 -	58.812	44.529	1:43.341 (3)	75.94	1.028	16:53:27.548	
4 -	58.652	44.648	1:43.300 (2)	75.97	0.987	16:55:10.848	
5 -	58.654	43.659	1:42.313 (1)	76.70		16:56:53.161	

P3		100 1000		James FEARN		Honda -	
IDEAL LAP TIME : 1:43.899		BEST LAP TIME : 1:44.069		DIFFERENCE : 0.170			
LAP	SECTOR 1	SECTOR 2	LAP TIME	MPH	DIFF	TIME OF DAY	
1 -		45.123	1:55.635	67.86	11.566	16:50:04.901	
2 -	1:00.818	44.798	1:45.616	74.30	1.547	16:51:50.517	
3 -	1:00.685	43.986	1:44.671 (3)	74.97	0.602	16:53:35.188	
4 -	1:00.182	43.887	1:44.069 (1)	75.41		16:55:19.257	
5 -	1:00.012	44.141	1:44.153 (2)	75.35	0.084	16:57:03.410	

P4		22 1000		Matthew LANE		Suzuki - GSXR 750	
IDEAL LAP TIME : 1:44.417		BEST LAP TIME : 1:45.139		DIFFERENCE : 0.722			
LAP	SECTOR 1	SECTOR 2	LAP TIME	MPH	DIFF	TIME OF DAY	
1 -		44.165	1:51.929	70.11	6.790	16:50:01.195	
2 -	1:00.252	44.918	1:45.170 (2)	74.62	0.031	16:51:46.365	
3 -	1:00.968	44.568	1:45.536 (3)	74.36	0.397	16:53:31.901	
4 -	1:02.129	44.285	1:46.414	73.75	1.275	16:55:18.315	
5 -	1:00.728	44.411	1:45.139 (1)	74.64		16:57:03.454	

P5		421 1000		Daniel TINSLEY		Yamaha -	
IDEAL LAP TIME : 1:43.962		BEST LAP TIME : 1:43.962		DIFFERENCE : 0.000			
LAP	SECTOR 1	SECTOR 2	LAP TIME	MPH	DIFF	TIME OF DAY	
1 -		45.137	1:54.869	68.32	10.907	16:50:04.135	
2 -	1:00.881	45.145	1:46.026	74.02	2.064	16:51:50.161	
3 -	1:00.580	44.240	1:44.820 (2)	74.87	0.858	16:53:34.981	
4 -	1:00.048	43.914	1:43.962 (1)	75.48		16:55:18.943	
5 -	1:00.671	44.350	1:45.021 (3)	74.72	1.059	16:57:03.964	

P6		128 1000		Kevin CLARKE		Suzuki -	
IDEAL LAP TIME : 1:48.811		BEST LAP TIME : 1:48.811		DIFFERENCE : 0.000			
LAP	SECTOR 1	SECTOR 2	LAP TIME	MPH	DIFF	TIME OF DAY	
1 -		48.361	2:00.359	65.20	11.548	16:50:09.625	
2 -	1:04.689	46.607	1:51.296	70.51	2.485	16:52:00.921	
3 -	1:02.781	46.030	1:48.811 (1)	72.12		16:53:49.732	
4 -	1:03.051	46.069	1:49.120 (2)	71.92	0.309	16:55:38.852	
5 -	1:02.905	46.684	1:49.589 (3)	71.61	0.778	16:57:28.441	

P7		877 1000		Gareth PURCELL		BMW - Fairburn JDR	
IDEAL LAP TIME : 1:48.659		BEST LAP TIME : 1:49.499		DIFFERENCE : 0.840			
LAP	SECTOR 1	SECTOR 2	LAP TIME	MPH	DIFF	TIME OF DAY	
1 -							

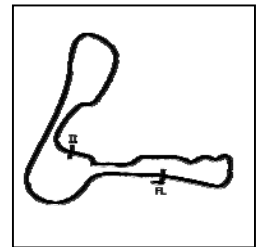
Weather / Track : Bright / Dry

Cadwell Park
 Circuit Length = 2.1800 miles
 Start: 16:48 Flag 16:56 End: 16:58

BMCRC - MRO Championships 2019 - Rnd 3 @ Cadwell Park

L&W Contractors BMCRC Rookie 1000 & Rookie 600

RACE 14 - SECTOR ANALYSIS



SECTOR 1 = FL to I1, SECTOR 2 = I1 to FL, DIFF = Difference To Personal Best Lap, P = Crossed Finish Line in Pit Lane, D = Time Disallowed

1 -		47.081	1:59.662	65.58	10.163	16:50:08.928
2 -	1:02.712	46.917	1:49.629 (2)	71.58	0.130	16:51:58.557
3 -	1:03.746	46.853	1:50.599	70.95	1.100	16:53:49.156
4 -	1:03.001	46.498	1:49.499 (1)	71.67		16:55:38.655
5 -	1:04.064	45.947	1:50.011 (3)	71.33	0.512	16:57:28.666

P8	18 1000	Albert WILLISHER	Suzuki - willsher machinery ltd			
IDEAL LAP TIME : 1:48.199		BEST LAP TIME : 1:48.199		DIFFERENCE : 0.000		
LAP	SECTOR 1	SECTOR 2	LAP TIME	MPH	DIFF	TIME OF DAY

1 -		46.522	1:57.813	66.61	9.614	16:50:07.079
2 -	1:03.283	47.516	1:50.799 (2)	70.83	2.600	16:51:57.878
3 -	1:03.874	47.278	1:51.152 (3)	70.60	2.953	16:53:49.030
4 -	1:04.593	47.329	1:51.922	70.12	3.723	16:55:40.952
5 -	1:02.131	46.068	1:48.199 (1)	72.53		16:57:29.151

P9	125 600	Luke BURNETT	Triumph - Marisco Medical Practice			
IDEAL LAP TIME : 1:42.236		BEST LAP TIME : 1:42.378		DIFFERENCE : 0.142		
LAP	SECTOR 1	SECTOR 2	LAP TIME	MPH	DIFF	TIME OF DAY

1 -		43.334	2:27.433	53.23	45.055	16:50:36.699
2 -	59.218	43.160	1:42.378 (1)	76.65		16:52:19.077
3 -	59.566	43.365	1:42.931 (3)	76.24	0.553	16:54:02.008
4 -	59.726	43.018	1:42.744 (2)	76.38	0.366	16:55:44.752
5 -	59.662	45.067	1:44.729	74.93	2.351	16:57:29.481

P10	707 1000	Stephen O'KEEFFE	Kawasaki - None			
IDEAL LAP TIME : 1:50.072		BEST LAP TIME : 1:50.135		DIFFERENCE : 0.063		
LAP	SECTOR 1	SECTOR 2	LAP TIME	MPH	DIFF	TIME OF DAY

1 -		47.467	1:59.674	65.57	9.539	16:50:08.940
2 -	1:04.401	46.602	1:51.003 (3)	70.70	0.868	16:51:59.943
3 -	1:04.945	46.267	1:51.212	70.56	1.077	16:53:51.155
4 -	1:03.985	46.693	1:50.678 (2)	70.90	0.543	16:55:41.833
5 -	1:04.048	46.087	1:50.135 (1)	71.25		16:57:31.968

P11	16 600	Tom VAUGHAN	Yamaha -			
IDEAL LAP TIME : 1:43.316		BEST LAP TIME : 1:43.389		DIFFERENCE : 0.073		
LAP	SECTOR 1	SECTOR 2	LAP TIME	MPH	DIFF	TIME OF DAY

1 -		43.410	2:28.704	52.77	45.315	16:50:37.970
2 -	1:00.632	43.810	1:44.442	75.14	1.053	16:52:22.412
3 -	59.906	43.626	1:43.532 (2)	75.80	0.143	16:54:05.944
4 -	59.968	43.421	1:43.389 (1)	75.90		16:55:49.333
5 -	1:00.059	43.772	1:43.831 (3)	75.58	0.442	16:57:33.164

P12	198 600	Thomas MORRIS	Honda -			
IDEAL LAP TIME : 1:44.632		BEST LAP TIME : 1:44.920		DIFFERENCE : 0.288		
LAP	SECTOR 1	SECTOR 2	LAP TIME	MPH	DIFF	TIME OF DAY

1 -		44.224	2:30.542	52.13	45.622	16:50:39.808
2 -	1:02.845	44.421	1:47.266	73.16	2.346	16:52:27.074
3 -	1:00.768	44.233	1:45.001 (2)	74.74	0.081	16:54:12.075
4 -	1:00.493	44.427	1:44.920 (1)	74.80		16:55:56.995
5 -	1:01.900	44.139	1:46.039 (3)	74.01	1.119	16:57:43.034

P13	193 600	Jackson LANGLEY	Triumph - J J racing			
IDEAL LAP TIME : 1:43.639		BEST LAP TIME : 1:44.085		DIFFERENCE : 0.446		
LAP	SECTOR 1	SECTOR 2	LAP TIME	MPH	DIFF	TIME OF DAY

1 -		45.368	2:33.466	51.13	49.381	16:50:42.732
2 -	1:03.289	44.003	1:47.292	73.14	3.207	16:52:30.024
3 -	1:01.352	43.558	1:44.910 (3)	74.80	0.825	16:54:14.934
4 -	1:00.672	43.478	1:44.150 (2)	75.35	0.065	16:55:59.084

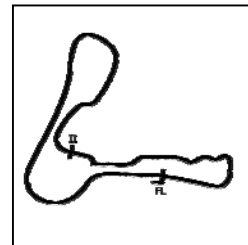
Weather / Track : Bright / Dry

Cadwell Park
Circuit Length = 2.1800 miles
Start: 16:48 Flag 16:56 End: 16:58

BMCRC - MRO Championships 2019 - Rnd 3 @ Cadwell Park

L&W Contractors BMCRC Rookie 1000 & Rookie 600

RACE 14 - SECTOR ANALYSIS



SECTOR 1 = FL to I1, SECTOR 2 = I1 to FL, DIFF = Difference To Personal Best Lap, P = Crossed Finish Line in Pit Lane, D = Time Disallowed

5 - 1:01.118 **42.967** **1:44.085 (1)** **75.40** **16:57:43.169**

P14 323 600	Benjamin MORRIS		Kawasaki -			
IDEAL LAP TIME : 1:45.716	BEST LAP TIME : 1:46.863	DIFFERENCE : 1.147				

LAP	SECTOR 1	SECTOR 2	LAP TIME	MPH	DIFF	TIME OF DAY
1 -		45.855	2:33.366	51.17	46.503	16:50:42.632
2 -	1:04.223	45.815	1:50.038	71.32	3.175	16:52:32.670
3 -	1:01.223	45.755	1:46.978 (2)	73.36	0.115	16:54:19.648
4 -	1:02.370	44.493	1:46.863 (1)	73.44		16:56:06.511
5 -	1:01.618	46.420	1:48.038 (3)	72.64	1.175	16:57:54.549

P15 44 600	James John ROBINSON		Honda - CurrentElec			
IDEAL LAP TIME : 1:50.180	BEST LAP TIME : 1:50.180	DIFFERENCE : 0.000				

LAP	SECTOR 1	SECTOR 2	LAP TIME	MPH	DIFF	TIME OF DAY
1 -		48.429	2:43.864	47.89	53.684	16:50:53.130
2 -	1:05.792	49.888	1:55.680	67.84	5.500	16:52:48.810
3 -	1:04.244	46.488	1:50.732 (2)	70.87	0.552	16:54:39.542
4 -	1:04.126	46.054	1:50.180 (1)	71.22		16:56:29.722
5 -	1:04.579	46.272	1:50.851 (3)	70.79	0.671	16:58:20.573

P16 624 600	Matthew FEDRICK		Yamaha - Matthew Fedrick farriers ltd			
IDEAL LAP TIME : 1:50.040	BEST LAP TIME : 1:50.040	DIFFERENCE : 0.000				

LAP	SECTOR 1	SECTOR 2	LAP TIME	MPH	DIFF	TIME OF DAY
1 -		48.163	2:43.146	48.10	53.106	16:50:52.412
2 -	1:05.368	50.234	1:55.602	67.88	5.562	16:52:48.014
3 -	1:04.190	46.777	1:50.967 (2)	70.72	0.927	16:54:38.981
4 -	1:05.167	46.656	1:51.823 (3)	70.18	1.783	16:56:30.804
5 -	1:04.081	45.959	1:50.040 (1)	71.32		16:58:20.844

P17 170 600	Paul MILLS		Yamaha -			
IDEAL LAP TIME : 1:55.108	BEST LAP TIME : 1:55.108	DIFFERENCE : 0.000				

LAP	SECTOR 1	SECTOR 2	LAP TIME	MPH	DIFF	TIME OF DAY
1 -		51.370	2:47.556	46.83	52.448	16:50:56.822
2 -	1:10.423	51.463	2:01.886 (3)	64.38	6.778	16:52:58.708
3 -	1:09.305	50.135	1:59.440 (2)	65.70	4.332	16:54:58.148
4 -	1:06.929	48.179	1:55.108 (1)	68.18		16:56:53.256

P18 606 600	Jake ANDERTON		Honda - CurrentElec Limited			
IDEAL LAP TIME : 1:58.106	BEST LAP TIME : 1:58.106	DIFFERENCE : 0.000				

LAP	SECTOR 1	SECTOR 2	LAP TIME	MPH	DIFF	TIME OF DAY
1 -		51.392	2:46.819	47.04	48.713	16:50:56.085
2 -	1:10.341	51.544	2:01.885 (3)	64.38	3.779	16:52:57.970
3 -	1:09.423	49.951	1:59.374 (2)	65.74	1.268	16:54:57.344
4 -	1:08.473	49.633	1:58.106 (1)	66.44		16:56:55.450

P19 196 600	Emma PETERSON		Yamaha - Plus racing gear, Helmet city Chichester, WG Tyres B			
IDEAL LAP TIME : 1:58.825	BEST LAP TIME : 1:59.700	DIFFERENCE : 0.875				

LAP	SECTOR 1	SECTOR 2	LAP TIME	MPH	DIFF	TIME OF DAY
1 -		51.858	2:49.490	46.30	49.790	16:50:58.756
2 -	1:08.786	51.370	2:00.156 (3)	65.31	0.456	16:52:58.912
3 -	1:09.661	50.039	1:59.700 (1)	65.56		16:54:58.612
4 -	1:09.784	50.236	2:00.020 (2)	65.38	0.320	16:56:58.632

P20 49 1000	Glen NEAGLE		Ducati -			
IDEAL LAP TIME : 2:16.573	BEST LAP TIME : 2:17.056	DIFFERENCE : 0.483				

LAP	SECTOR 1	SECTOR 2	LAP TIME	MPH	DIFF	TIME OF DAY
1 -		58.774	2:27.777	53.10	10.721	16:50:37.043

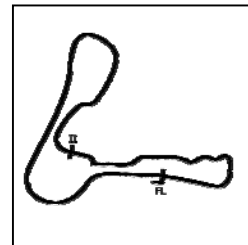
Weather / Track : Bright / Dry

Cadwell Park
Circuit Length = 2.1800 miles
Start: 16:48 Flag 16:56 End: 16:58

BMCRC - MRO Championships 2019 - Rnd 3 @ Cadwell Park

L&W Contractors BMCRC Rookie 1000 & Rookie 600

RACE 14 - SECTOR ANALYSIS



SECTOR 1 = FL to I1, SECTOR 2 = I1 to FL, DIFF = Difference To Personal Best Lap, P = Crossed Finish Line in Pit Lane, D = Time Disallowed

2 -	1:19.449	57.607	2:17.056 (1)	57.26		16:52:54.099
3 -	1:19.959	57.124	2:17.083 (2)	57.25	0.027	16:55:11.182
4 -	1:20.751	57.928	2:18.679 (3)	56.59	1.623	16:57:29.861

P21	69	1000	Cassandra MCMANUS	Suzuki -
IDEAL LAP TIME : 2:19.143		BEST LAP TIME : 2:20.419		DIFFERENCE : 1.276

LAP	SECTOR 1	SECTOR 2	LAP TIME	MPH	DIFF	TIME OF DAY
1 -		59.925	2:28.164	52.96	7.745	16:50:37.430
2 -	1:20.833	1:00.350	2:21.183 (2)	55.58	0.764	16:52:58.613
3 -	1:19.218	1:01.201	2:20.419 (1)	55.89		16:55:19.032
4 -	1:23.485	1:00.404	2:23.889 (3)	54.54	3.470	16:57:42.921

P22	526	600	Michael ARMANI	Honda -
IDEAL LAP TIME : 2:13.551		BEST LAP TIME : 2:14.124		DIFFERENCE : 0.573

LAP	SECTOR 1	SECTOR 2	LAP TIME	MPH	DIFF	TIME OF DAY
1 -		57.495	3:01.595	43.21	47.471	16:51:10.861
2 -	1:21.233	56.977	2:18.210 (3)	56.78	4.086	16:53:29.071
3 -	1:19.046	56.501	2:15.547 (2)	57.89	1.423	16:55:44.618
4 -	1:17.050	57.074	2:14.124 (1)	58.51		16:57:58.742

P23	91	1000	Michael CHERRETT	Kawasaki - Bournemouth kawasaki racing
IDEAL LAP TIME :		BEST LAP TIME :		DIFFERENCE :

LAP	SECTOR 1	SECTOR 2	LAP TIME	MPH	DIFF	TIME OF DAY
1 -		42.967	1:49.393	71.74		16:49:58.659

BMCRC - MRO Championships 2019 - Rnd 3 @ Cadwell Park

L&W Contractors BMCRC Rookie 1000 & Rookie 600

RACE 14 - BEST SECTORS

SECTOR 1			SECTOR 2			IDEAL / BEST COMPARISON						
POS	NO	NAME	TIME	NO	NAME	TIME	POS	NO	NAME	IDEAL	BEST	DIFF
									PERFECT LAP	1:40.377		
1	9	DIXON	58.132	9	DIXON	42.245	1	9	DIXON	1:40.377	1:40.577	0.200
2	71	JENKINS	58.652	193	LANGLEY	42.967	2	125	BURNETT	1:42.236	1:42.378	0.142
3	125	BURNETT	59.218	91	CHERRETT	42.967	3	71	JENKINS	1:42.311	1:42.313	0.002
4	16	VAUGHAN	59.906	125	BURNETT	43.018	4	16	VAUGHAN	1:43.316	1:43.389	0.073
5	100	FEARN	1:00.012	16	VAUGHAN	43.410	5	193	LANGLEY	1:43.639	1:44.085	0.446
6	421	TINSLEY	1:00.048	71	JENKINS	43.659	6	100	FEARN	1:43.899	1:44.069	0.170
7	22	LANE	1:00.252	100	FEARN	43.887	7	421	TINSLEY	1:43.962	1:43.962	0.000
8	198	MORRIS	1:00.493	421	TINSLEY	43.914	8	22	LANE	1:44.417	1:45.139	0.722
9	193	LANGLEY	1:00.672	198	MORRIS	44.139	9	198	MORRIS	1:44.632	1:44.920	0.288
10	323	MORRIS	1:01.223	22	LANE	44.165	10	323	MORRIS	1:45.716	1:46.863	1.147
11	18	WILLSHER	1:02.131	323	MORRIS	44.493	11	18	WILLSHER	1:48.199	1:48.199	0.000
12	877	PURCELL	1:02.712	877	PURCELL	45.947	12	877	PURCELL	1:48.659	1:49.499	0.840
13	128	CLARKE	1:02.781	624	FEDRICK	45.959	13	128	CLARKE	1:48.811	1:48.811	0.000
14	707	O'KEEFFE	1:03.985	128	CLARKE	46.030	14	624	FEDRICK	1:50.040	1:50.040	0.000
15	624	FEDRICK	1:04.081	44	ROBINSON	46.054	15	707	O'KEEFFE	1:50.072	1:50.135	0.063
16	44	ROBINSON	1:04.126	18	WILLSHER	46.068	16	44	ROBINSON	1:50.180	1:50.180	0.000
17	170	MILLS	1:06.929	707	O'KEEFFE	46.087	17	170	MILLS	1:55.108	1:55.108	0.000
18	606	ANDERTON	1:08.473	170	MILLS	48.179	18	606	ANDERTON	1:58.106	1:58.106	0.000
19	196	PETERSON	1:08.786	606	ANDERTON	49.633	19	196	PETERSON	1:58.825	1:59.700	0.875
20	526	ARMANI	1:17.050	196	PETERSON	50.039	20	526	ARMANI	2:13.551	2:14.124	0.573
21	69	MCMANUS	1:19.218	526	ARMANI	56.501	21	49	NEAGLE	2:16.573	2:17.056	0.483
22	49	NEAGLE	1:19.449	49	NEAGLE	57.124	22	69	MCMANUS	2:19.143	2:20.419	1.276
23				69	MCMANUS	59.925	23	91	CHERRETT			

Weather / Track : Bright / Dry

Results can be found at www.tsl-timing.com

Cadwell Park
 Circuit Length = 2.1800 miles
 Start: 16:48 Flag 16:56 End: 16:58

Printed - 17:01 Sunday, 28 April 2019

BMCRC-MRO Championships 2019



BMCRC THUNDERBIKE SPORT

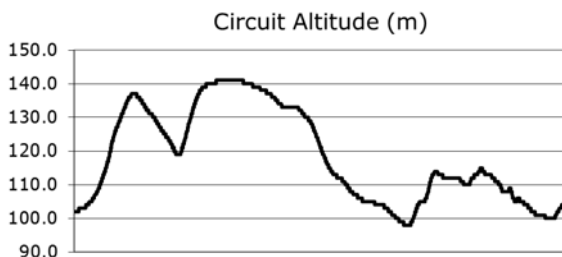
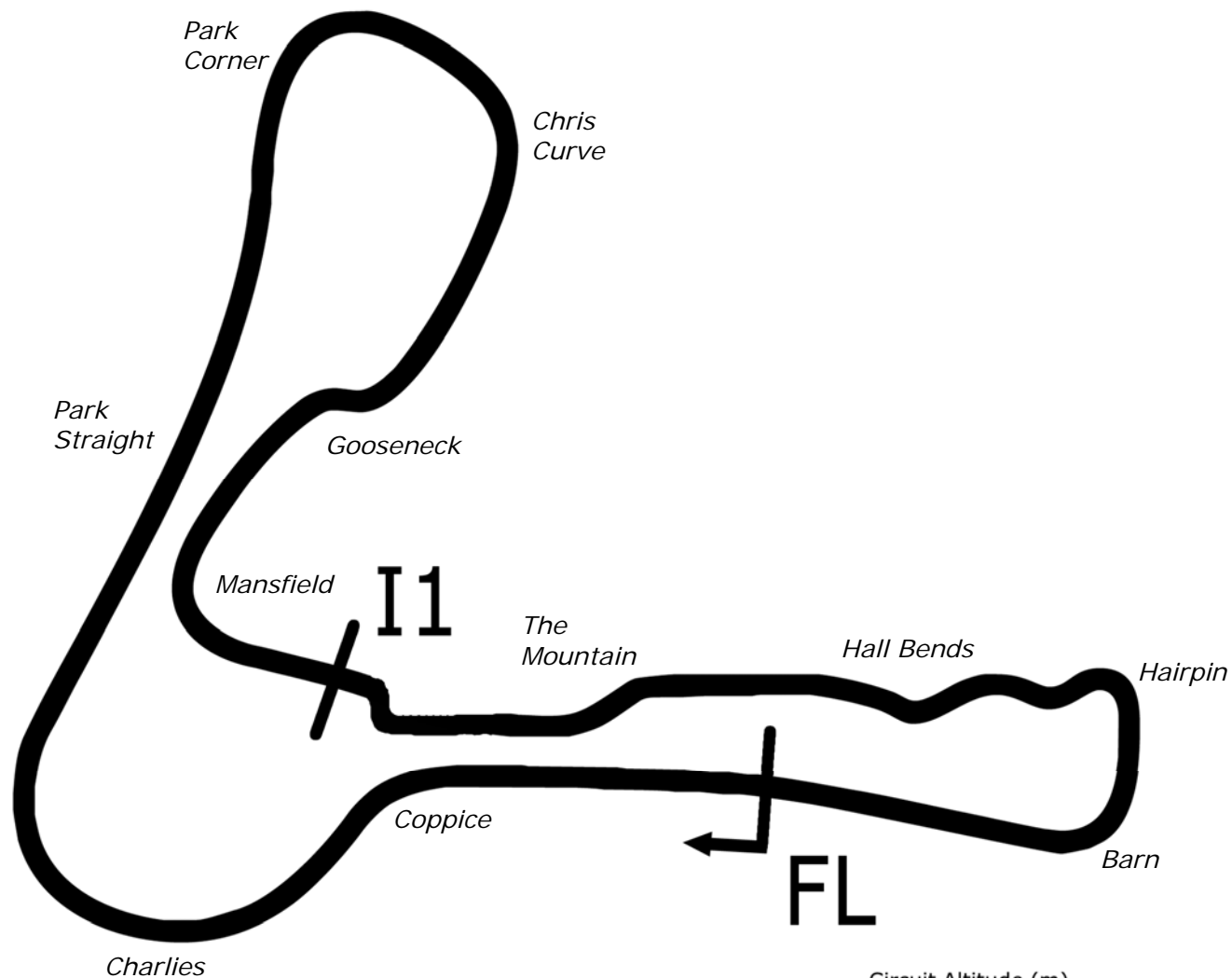
Cadwell Park Circuit

27th / 28th April 2019



Results Provided by Timing Solutions Ltd
www.tsl-timing.com

Cadwell Park



Length	2.1800 miles	3508.4 m	
FL		53.31024 N	0.05940 W
I1	2330m	53.30708 N	0.06270 W
Pit Entry	3472m	53.31103 N	0.05889 W
Pit Exit	0m after FL	53.31030 N	0.05940 W
Pit Entry-Pit Exit 92m, 5.5s @60kph, 4.1s @80kph			

All results available at www.tsl-timing.com

BMCRC - MRO Championships 2019 - Rnd 3 @ Cadwell Park

BMCRC Thunderbike Sport

QUALIFYING - CLASSIFICATION

POS	NO	CL	PIC NAME	ENTRY	TIME	ON	LAPS	GAP	DIFF	MPH
1	93	A	1 Jack WALLIS	Yamaha - Watling Tyres	1:56.380	6	6			67.43
2	217	B	1 Aaron STANIFORTH	Honda - Paxford garage	1:58.633	4	5	2.253	2.253	66.15
3	135	C	1 Daniel INGHAM	Suzuki - Derek Jones Butchers	1:59.162	4	6	2.782	0.529	65.86
4	74	A	2 Daniel SINGLETON	Honda - Bambino Developments Racing	1:59.287	6	6	2.907	0.125	65.79
5	13	B	2 Wil GREEN	Suzuki - Faith Fueled Racing	1:59.855	6	6	3.475	0.568	65.47
6	90	C	2 Edward WATSON	Yamaha - Motorsportdays.com TEA Time Racing	2:04.975	4	5	8.595	5.120	62.79
7	81	A	3 Malvern MAY	Honda -	2:05.661	5	5	9.281	0.686	62.45
8	92	B	3 Duncan GROVE	Yamaha -	2:05.677	4	4	9.297	0.016	62.44
9	76	C	3 Phillip RODGERS	Suzuki - pinbadgelab.co.uk	2:06.872	5	5	10.492	1.195	61.85
10	191	A	4 James SEATH	Kawasaki - Ovenden Earthmoving	2:07.446	5	5	11.066	0.574	61.57
11	56	B	4 Jason SOILLEUX	Ducati -	2:07.675	4	5	11.295	0.229	61.46
12	331	C	4 Illiam QUAYLE	Suzuki -	2:08.127	6	6	11.747	0.452	61.25
13	171	A	5 Colin CLUNE	Suzuki -	2:08.481	5	5	12.101	0.354	61.08
14	666	B	5 Shane BEASLEY	Yamaha -	2:09.185	6	6	12.805	0.704	60.75
15	148	C	5 Richie WELSH	Yamaha - EDEN'S EXPERIENCES/PETER FLEMING	2:09.687	5	6	13.307	0.502	60.51
16	11	A	6 Oliver JOHNSON	Kawasaki -	2:10.097	4	5	13.717	0.410	60.32
17	208	C	6 Adam NELSON	Ducati - Desmowerx	2:10.131	5	5	13.751	0.034	60.30
18	0	A	7 Luke STANLEY	Suzuki - Urban Race Tribe	2:10.685	5	5	14.305	0.554	60.05
19	65	C	7 Andrew MOXON	Yamaha - Suzanne Moxon	2:10.953	6	6	14.573	0.268	59.93
20	66	A	8 Mark SMITH	Yamaha - MHP EXHAUST'S	2:12.670	6	6	16.290	1.717	59.15
21	104	B	6 Alex ROBINSON (R)	Honda - Boa	2:13.137	4	5	16.757	0.467	58.94
22	85	C	8 Andrew KITE	Ducati - Red Rebel Racing	2:13.176	4	5	16.796	0.039	58.93
23	34	B	7 Dan THOMAS (R)	Suzuki -	2:14.386	6	6	18.006	1.210	58.39
24	48	A	9 Shaun WALLIS	Yamaha - Watling Tyres	2:14.566	4	5	18.186	0.180	58.32
25	17	B	8 Tommy DOWNES (R)	Suzuki - Ray Gnarley/ MoreMoto	2:15.409	5	6	19.029	0.843	57.95
26	22	C	9 Matthew MAY	Honda - Tliehurst Glass Racing	2:16.289	4	5	19.909	0.880	57.58
27	94	A	10 Steve SAINT	Yamaha - me	2:16.582	4	4	20.202	0.293	57.46
28	51	C	10 Paul BEESLEY	Yamaha -	2:17.169	5	5	20.789	0.587	57.21
29	33	B	9 Peter PARAPANOS (R)	Honda -	2:17.432	5	5	21.052	0.263	57.10
30	624	B	10 Matthew FEDRICK (R)	Yamaha - Matthew Fedrick farriers ltd	2:18.540	2	3	22.160	1.108	56.64
31	84	A	11 Ricardo BRANCO	Yamaha - IMP Racing	2:19.397	5	5	23.017	0.857	56.30
32	9	C	11 Karl COONEY	Kawasaki - Ediasia	2:19.587	1	1	23.207	0.190	56.22
33	143	A	12 Robert DAVIE	Suzuki -	2:20.072	5	5	23.692	0.485	56.02
34	373	B	11 Robert PRICE (R)	Suzuki -	2:20.459	5	5	24.079	0.387	55.87
35	101	B	12 Glen TRIPP (R)	Honda - yaki too racing	2:20.511	5	5	24.131	0.052	55.85
36	100	C	12 Craig HOWTON	Honda - Me	2:20.940	5	5	24.560	0.429	55.68
37	961	A	13 Jack SIM	Yamaha -	2:24.539	5	5	28.159	3.599	54.29
38	37	C	13 Ricky WOODS	Suzuki - T & S Vehicle Repairs	2:31.678	2	2	35.298	7.139	51.74
39	196	B	13 Emma PETERSON (R)	Yamaha - Plus racing gear, Helmet city Chichester, WG T	2:34.261	5	5	37.881	2.583	50.87

Cadwell Park
Circuit Length = 2.1800 miles
Start: 09:02 Flag 09:15 End: 09:18

Weather / Track : Drizzle / Wet

These results are provisional until the conclusion of any judicial and technical matters.

Clerk Of Course :	Timekeeper :
-------------------	--------------

Results can be found at www.tsl-timing.com

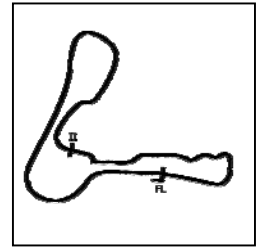
Printed - 09:28 Saturday, 27 April 2019



BMCRC - MRO Championships 2019 - Rnd 3 @ Cadwell Park

BMCRC Thunderbike Sport

QUALIFYING - SECTOR ANALYSIS



SECTOR 1 = FL to I1, SECTOR 2 = I1 to FL, DIFF = Difference To Personal Best Lap, P = Crossed Finish Line in Pit Lane, D = Time Disallowed

P1 93 A		Jack WALLIS		Yamaha - Walling Tyres			
IDEAL LAP TIME : 1:56.380		BEST LAP TIME : 1:56.380		DIFFERENCE : 0.000			
LAP	SECTOR 1	SECTOR 2	LAP TIME	MPH	DIFF	TIME OF DAY	
1 -	1:19.711	54.942	2:14.653	58.28	18.273	09:05:54.865	
2 -	1:11.844	56.360	2:08.204	61.21	11.824	09:08:03.069	
3 -	1:13.678	50.880	2:04.558	63.00	8.178	09:10:07.627	
4 -	1:09.357	51.368	2:00.725 (3)	65.00	4.345	09:12:08.352	
5 -	1:08.506	49.183	1:57.689 (2)	66.68	1.309	09:14:06.041	
6 -	1:07.300	49.080	1:56.380 (1)	67.43		09:16:02.421	

P2 217 B		Aaron STANIFORTH		Honda - Paxford garage			
IDEAL LAP TIME : 1:58.535		BEST LAP TIME : 1:58.633		DIFFERENCE : 0.098			
LAP	SECTOR 1	SECTOR 2	LAP TIME	MPH	DIFF	TIME OF DAY	
1 -	1:21.542	55.483	2:17.025	57.27	18.392	09:07:48.148	
2 -	1:15.746	54.304	2:10.050	60.34	11.417	09:09:58.198	
3 -	1:10.917	51.695	2:02.612 (3)	64.00	3.979	09:12:00.810	
4 -	1:08.747	49.886	1:58.633 (1)	66.15		09:13:59.443	
5 -	1:08.649	52.531	2:01.180 (2)	64.76	2.547	09:16:00.623	

P3 135 C		Daniel INGHAM		Suzuki - Derek Jones Butchers			
IDEAL LAP TIME : 1:58.640		BEST LAP TIME : 1:59.162		DIFFERENCE : 0.522			
LAP	SECTOR 1	SECTOR 2	LAP TIME	MPH	DIFF	TIME OF DAY	
1 -	1:18.819	53.559	2:12.378	59.28	13.216	09:07:25.862	
2 -	1:12.342	50.714	2:03.056	63.77	3.894	09:09:28.918	
3 -	1:09.685	50.773	2:00.458 (2)	65.15	1.296	09:11:29.376	
4 -	1:09.407	49.755	1:59.162 (1)	65.86		09:13:28.538	
5 -	1:11.515	49.233	2:00.748 (3)	64.99	1.586	09:15:29.286	
6 -	1:10.887	50.823	2:01.710	64.48	2.548	09:17:30.996	

P4 74 A		Daniel SINGLETON		Honda - Bambino Developments Racing			
IDEAL LAP TIME : 1:59.287		BEST LAP TIME : 1:59.287		DIFFERENCE : 0.000			
LAP	SECTOR 1	SECTOR 2	LAP TIME	MPH	DIFF	TIME OF DAY	
1 -	1:19.413	55.209	2:14.622	58.29	15.335	09:05:41.662	
2 -	1:17.800	54.434	2:12.234	59.34	12.947	09:07:53.896	
3 -	1:14.425	52.428	2:06.853 (3)	61.86	7.566	09:10:00.749	
4 -	1:12.496	55.129	2:07.625	61.49	8.338	09:12:08.374	
5 -	1:11.225	50.072	2:01.297 (2)	64.70	2.010	09:14:09.671	
6 -	1:09.540	49.747	1:59.287 (1)	65.79		09:16:08.958	

P5 13 B		Wil GREEN		Suzuki - Faith Fueled Racing			
IDEAL LAP TIME : 1:59.855		BEST LAP TIME : 1:59.855		DIFFERENCE : 0.000			
LAP	SECTOR 1	SECTOR 2	LAP TIME	MPH	DIFF	TIME OF DAY	
1 -	1:22.599	55.753	2:18.352	56.72	18.497	09:05:56.848	
2 -	1:12.075	58.699	2:10.774	60.01	10.919	09:08:07.622	
3 -	1:13.950	55.694	2:09.644	60.53	9.789	09:10:17.266	
4 -	1:10.354	52.506	2:02.860 (3)	63.87	3.005	09:12:20.126	
5 -	1:09.327	50.849	2:00.176 (2)	65.30	0.321	09:14:20.302	
6 -	1:09.057	50.798	1:59.855 (1)	65.47		09:16:20.157	

P6 90 C		Edward WATSON		Yamaha - Motorsportdays.com TEA Time Racing			
IDEAL LAP TIME : 2:04.975		BEST LAP TIME : 2:04.975		DIFFERENCE : 0.000			
LAP	SECTOR 1	SECTOR 2	LAP TIME	MPH	DIFF	TIME OF DAY	
1 -	1:20.975	54.823	2:15.798	57.79	10.823	09:07:49.085	
2 -	1:15.588	54.738	2:10.326	60.21	5.351	09:09:59.411	
3 -	1:13.657	54.381	2:08.038 (3)	61.29	3.063	09:12:07.449	
4 -	1:12.183	52.792	2:04.975 (1)	62.79		09:14:12.424	
5 -	1:13.117	54.004	2:07.121 (2)	61.73	2.146	09:16:19.545	

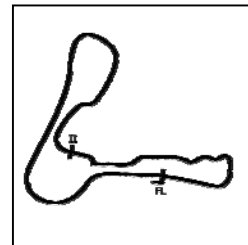
Weather / Track : Drizzle / Wet

Cadwell Park
Circuit Length = 2.1800 miles
Start: 09:02 Flag 09:15 End: 09:18

BMCRC - MRO Championships 2019 - Rnd 3 @ Cadwell Park

BMCRC Thunderbike Sport

QUALIFYING - SECTOR ANALYSIS



SECTOR 1 = FL to I1, SECTOR 2 = I1 to FL, DIFF = Difference To Personal Best Lap, P = Crossed Finish Line in Pit Lane, D = Time Disallowed

P7 81 A Malvern MAY		Honda -				
IDEAL LAP TIME : 2:05.661		BEST LAP TIME : 2:05.661		DIFFERENCE : 0.000		
LAP	SECTOR 1	SECTOR 2	LAP TIME	MPH	DIFF	TIME OF DAY
1 -	1:31.008	1:01.148	2:32.156	51.57	26.495	09:07:41.715
2 -	1:21.403	56.147	2:17.550	57.05	11.889	09:09:59.265
3 -	1:15.745	55.475	2:11.220 (3)	59.80	5.559	09:12:10.485
4 -	1:15.149	54.135	2:09.284 (2)	60.70	3.623	09:14:19.769
5 -	1:12.720	52.941	2:05.661 (1)	62.45		09:16:25.430

P8 92 B Duncan GROVE		Yamaha -				
IDEAL LAP TIME : 2:05.677		BEST LAP TIME : 2:05.677		DIFFERENCE : 0.000		
LAP	SECTOR 1	SECTOR 2	LAP TIME	MPH	DIFF	TIME OF DAY
1 -	1:19.102	53.223	2:12.325 (3)	59.30	6.648	09:05:52.371
2 -	1:13.925	55.411	2:09.336 (2)	60.67	3.659	09:08:01.707
3 -	1:18.168	56.717	2:14.885	58.18	9.208	09:10:16.592
4 -	1:12.754	52.923	2:05.677 (1)	62.44		09:12:22.269

P9 76 C Phillip RODGERS		Suzuki - pinbadgelab.co.uk				
IDEAL LAP TIME : 2:06.872		BEST LAP TIME : 2:06.872		DIFFERENCE : 0.000		
LAP	SECTOR 1	SECTOR 2	LAP TIME	MPH	DIFF	TIME OF DAY
1 -	1:25.568	1:01.535	2:27.103	53.35	20.231	09:08:02.518
2 -	1:19.952	59.196	2:19.148	56.40	12.276	09:10:21.666
3 -	1:17.236	55.391	2:12.627 (3)	59.17	5.755	09:12:34.293
4 -	1:15.159	55.390	2:10.549 (2)	60.11	3.677	09:14:44.842
5 -	1:13.647	53.225	2:06.872 (1)	61.85		09:16:51.714

P10 191 A James SEATH		Kawasaki - Ovenden Earthmoving				
IDEAL LAP TIME : 2:07.446		BEST LAP TIME : 2:07.446		DIFFERENCE : 0.000		
LAP	SECTOR 1	SECTOR 2	LAP TIME	MPH	DIFF	TIME OF DAY
1 -	1:26.959	59.125	2:26.084	53.72	18.638	09:07:52.384
2 -	1:18.475	56.188	2:14.663 D	58.27	7.217	09:10:07.047
3 -	1:17.112	54.341	2:11.453 (2)	59.70	4.007	09:12:18.500
4 -	1:17.700	54.534	2:12.234 (3)	59.34	4.788	09:14:30.734
5 -	1:13.892	53.554	2:07.446 (1)	61.57		09:16:38.180

P11 56 B Jason SOILLEUX		Ducati -				
IDEAL LAP TIME : 2:07.322		BEST LAP TIME : 2:07.675		DIFFERENCE : 0.353		
LAP	SECTOR 1	SECTOR 2	LAP TIME	MPH	DIFF	TIME OF DAY
1 -	1:20.400	57.151	2:17.551	57.05	9.876	09:07:25.563
2 -	1:16.650	54.274	2:10.924	59.94	3.249	09:09:36.487
3 -	1:15.945	54.013	2:09.958 (3)	60.38	2.283	09:11:46.445
4 -	1:13.842	53.833	2:07.675 (1)	61.46		09:13:54.120
5 -	1:13.489	54.343	2:07.832 (2)	61.39	0.157	09:16:01.952

P12 331 C Illiam QUAYLE		Suzuki -				
IDEAL LAP TIME : 2:06.779		BEST LAP TIME : 2:08.127		DIFFERENCE : 1.348		
LAP	SECTOR 1	SECTOR 2	LAP TIME	MPH	DIFF	TIME OF DAY
1 -	1:23.586	58.050	2:21.636	55.41	13.509	09:06:09.024
2 -	1:16.826	55.244	2:12.070 (3)	59.42	3.943	09:08:21.094
3 -	1:13.942	57.530	2:11.472 (2)	59.69	3.345	09:10:32.566
4 -	1:16.306	1:00.960	2:17.266	57.17	9.139	09:12:49.832
5 -	1:16.227	52.837	2:09.064 D	60.80	0.937	09:14:58.896
6 -	1:15.245	52.882	2:08.127 (1)	61.25		09:17:07.023

P13 171 A Colin CLUNE		Suzuki -				
IDEAL LAP TIME : 2:08.481		BEST LAP TIME : 2:08.481		DIFFERENCE : 0.000		
LAP	SECTOR 1	SECTOR 2	LAP TIME	MPH	DIFF	TIME OF DAY

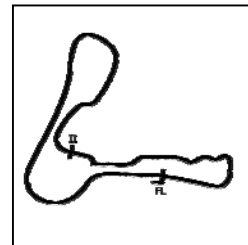
Weather / Track : Drizzle / Wet

Cadwell Park
Circuit Length = 2.1800 miles
Start: 09:02 Flag 09:15 End: 09:18

BMCRC - MRO Championships 2019 - Rnd 3 @ Cadwell Park

BMCRC Thunderbike Sport

QUALIFYING - SECTOR ANALYSIS



SECTOR 1 = FL to I1, SECTOR 2 = I1 to FL, DIFF = Difference To Personal Best Lap, P = Crossed Finish Line in Pit Lane, D = Time Disallowed

1 -	1:24.164	58.916	2:23.080	54.85	14.599	09:07:44.489
2 -	1:18.455	54.027	2:12.482	59.23	4.001	09:09:56.971
3 -	1:15.411	54.945	2:10.356 (3)	60.20	1.875	09:12:07.327
4 -	1:14.935	54.102	2:09.037 (2)	60.82	0.556	09:14:16.364
5 -	1:14.552	53.929	2:08.481 (1)	61.08		09:16:24.845

P14 666 B	Shane BEASLEY	Yamaha -
IDEAL LAP TIME : 2:08.973	BEST LAP TIME : 2:09.185	DIFFERENCE : 0.212

LAP	SECTOR 1	SECTOR 2	LAP TIME	MPH	DIFF	TIME OF DAY
1 -	1:31.482	1:02.818	2:34.300	50.86	25.115	09:06:20.637
2 -	1:25.586	1:00.666	2:26.252	53.66	17.067	09:08:46.889
3 -	1:16.530	57.388	2:13.918	58.60	4.733	09:11:00.807
4 -	1:18.285	55.463	2:13.748 (3)	58.67	4.563	09:13:14.555
5 -	1:14.559	57.015	2:11.574 (2)	59.64	2.389	09:15:26.129
6 -	1:14.771	54.414	2:09.185 (1)	60.75		09:17:35.314

P15 148 C	Richie WELSH	Yamaha - EDEN'S EXPERIENCES/PETER FLEMING
IDEAL LAP TIME : 2:08.002	BEST LAP TIME : 2:09.687	DIFFERENCE : 1.685

LAP	SECTOR 1	SECTOR 2	LAP TIME	MPH	DIFF	TIME OF DAY
1 -	1:24.571	56.980	2:21.551	55.44	11.864	09:05:56.706
2 -	1:17.205	55.789	2:12.994 (3)	59.01	3.307	09:08:09.700
3 -	1:19.675	57.820	2:17.495	57.07	7.808	09:10:27.195
4 -	1:20.139	58.329	2:18.468	56.67	8.781	09:12:45.663
5 -	1:14.655	55.032	2:09.687 (1)	60.51		09:14:55.350
6 -	1:17.547	53.347	2:10.894 (2)	59.95	1.207	09:17:06.244

P16 11 A	Oliver JOHNSON	Kawasaki -
IDEAL LAP TIME : 2:08.714	BEST LAP TIME : 2:10.097	DIFFERENCE : 1.383

LAP	SECTOR 1	SECTOR 2	LAP TIME	MPH	DIFF	TIME OF DAY
1 -	1:25.354	1:03.583	2:28.937	52.69	18.840	09:08:07.170
2 -	1:20.303	56.656	2:16.959 (3)	57.30	6.862	09:10:24.129
3 -	1:22.931	1:30.172	2:53.103	45.33	43.006	09:13:17.232
4 -	1:14.968	55.129	2:10.097 (1)	60.32		09:15:27.329
5 -	1:16.369	53.746	2:10.115 (2)	60.31	0.018	09:17:37.444

P17 208 C	Adam NELSON	Ducati - Desmowex
IDEAL LAP TIME : 2:06.916	BEST LAP TIME : 2:10.131	DIFFERENCE : 3.215

LAP	SECTOR 1	SECTOR 2	LAP TIME	MPH	DIFF	TIME OF DAY
1 -	1:24.564	56.431	2:20.995	55.66	10.864	09:06:00.910
2 -	1:16.621	56.124	2:12.745 (3)	59.12	2.614	09:08:13.655
3 -	1:18.658	55.178	2:13.836	58.63	3.705	09:10:27.491
4 -	1:18.094	53.534	2:11.628 (2)	59.62	1.497	09:12:39.119
5 -	1:14.930	55.201	2:10.131 (1)	60.30		09:14:49.250

P18 0 A	Luke STANLEY	Suzuki - Urban Race Tribe
IDEAL LAP TIME : 2:10.685	BEST LAP TIME : 2:10.685	DIFFERENCE : 0.000

LAP	SECTOR 1	SECTOR 2	LAP TIME	MPH	DIFF	TIME OF DAY
1 -	1:27.221	1:00.433	2:27.654	53.15	16.969	09:08:03.830
2 -	1:21.832	57.377	2:19.209	56.37	8.524	09:10:23.039
3 -	1:19.252	55.985	2:15.237 (3)	58.03	4.552	09:12:38.276
4 -	1:17.903	54.790	2:12.693 (2)	59.14	2.008	09:14:50.969
5 -	1:16.065	54.620	2:10.685 (1)	60.05		09:17:01.654

P19 65 C	Andrew MOXON	Yamaha - Suzanne Moxon
IDEAL LAP TIME : 2:10.953	BEST LAP TIME : 2:10.953	DIFFERENCE : 0.000

LAP	SECTOR 1	SECTOR 2	LAP TIME	MPH	DIFF	TIME OF DAY
1 -	1:32.081	1:03.032	2:35.113	50.59	24.160	09:06:20.435
2 -	1:25.414	1:01.345	2:26.759	53.47	15.806	09:08:47.194

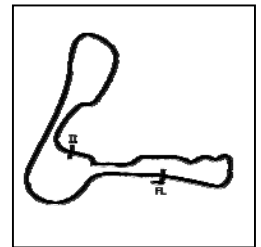
Weather / Track : Drizzle / Wet

Cadwell Park
Circuit Length = 2.1800 miles
Start: 09:02 Flag 09:15 End: 09:18

BMCRC - MRO Championships 2019 - Rnd 3 @ Cadwell Park

BMCRC Thunderbike Sport

QUALIFYING - SECTOR ANALYSIS



SECTOR 1 = FL to I1, SECTOR 2 = I1 to FL, DIFF = Difference To Personal Best Lap, P = Crossed Finish Line in Pit Lane, D = Time Disallowed

3 -	1:21.144	59.094	2:20.238	55.96	9.285	09:11:07.432
4 -	1:17.626	58.212	2:15.838 (3)	57.77	4.885	09:13:23.270
5 -	1:18.445	56.662	2:15.107 (2)	58.08	4.154	09:15:38.377
6 -	1:15.146	55.807	2:10.953 (1)	59.93		09:17:49.330

P20 66 A	Mark SMITH	Yamaha - MHP EXHAUST S				
IDEAL LAP TIME : 2:12.328		BEST LAP TIME : 2:12.670		DIFFERENCE : 0.342		
LAP	SECTOR 1	SECTOR 2	LAP TIME	MPH	DIFF	TIME OF DAY
1 -	1:30.802	1:02.357	2:33.159	51.24	20.489	09:06:21.159
2 -	1:25.611	1:01.134	2:26.745	53.48	14.075	09:08:47.904
3 -	1:21.027	58.652	2:19.679	56.18	7.009	09:11:07.583
4 -	1:18.106	57.544	2:15.650 (2)	57.85	2.980	09:13:23.233
5 -	1:20.366	56.179	2:16.545 (3)	57.47	3.875	09:15:39.778
6 -	1:18.448	54.222	2:12.670 (1)	59.15		09:17:52.448

P21 104 B	Alex ROBINSON (R)	Honda - Boa				
IDEAL LAP TIME : 2:11.808		BEST LAP TIME : 2:13.137		DIFFERENCE : 1.329		
LAP	SECTOR 1	SECTOR 2	LAP TIME	MPH	DIFF	TIME OF DAY
1 -	1:28.649	1:04.658	2:33.307	51.19	20.170	09:08:07.963
2 -	1:25.728	57.442	2:23.170	54.81	10.033	09:10:31.133
3 -	1:19.571	59.963	2:19.534 (3)	56.24	6.397	09:12:50.667
4 -	1:18.213	54.924	2:13.137 (1)	58.94		09:15:03.804
5 -	1:16.884	56.259	2:13.143 (2)	58.94	0.006	09:17:16.947

P22 85 C	Andrew KITE	Ducati - Red Rebel Racing				
IDEAL LAP TIME : 2:13.176		BEST LAP TIME : 2:13.176		DIFFERENCE : 0.000		
LAP	SECTOR 1	SECTOR 2	LAP TIME	MPH	DIFF	TIME OF DAY
1 -	1:31.422	1:03.157	2:34.579	50.77	21.403	09:07:57.176
2 -	1:23.399	1:02.010	2:25.409 (3)	53.97	12.233	09:10:22.585
3 -	1:23.887	1:02.084	2:25.971	53.76	12.795	09:12:48.556
4 -	1:16.804	56.372	2:13.176 (1)	58.93		09:15:01.732
5 -	1:18.597	56.733	2:15.330 (2)	57.99	2.154	09:17:17.062

P23 34 B	Dan THOMAS (R)	Suzuki -				
IDEAL LAP TIME : 2:13.922		BEST LAP TIME : 2:14.386		DIFFERENCE : 0.464		
LAP	SECTOR 1	SECTOR 2	LAP TIME	MPH	DIFF	TIME OF DAY
1 -	1:32.860	1:04.180	2:37.040	49.97	22.654	09:06:26.217
2 -	1:23.171	59.555	2:22.726	54.98	8.340	09:08:48.943
3 -	1:20.960	58.820	2:19.780	56.14	5.394	09:11:08.723
4 -	1:18.544	56.967	2:15.511 (2)	57.91	1.125	09:13:24.234
5 -	1:20.355	56.659	2:17.014 (3)	57.27	2.628	09:15:41.248
6 -	1:19.008	55.378	2:14.386 (1)	58.39		09:17:55.634

P24 48 A	Shaun WALLIS	Yamaha - Watling Tyres				
IDEAL LAP TIME : 2:14.566		BEST LAP TIME : 2:14.566		DIFFERENCE : 0.000		
LAP	SECTOR 1	SECTOR 2	LAP TIME	MPH	DIFF	TIME OF DAY
1 -	1:29.129	57.614	2:26.743	53.48	12.177	09:07:57.441
2 -	1:24.069	1:01.438	2:25.507 (3)	53.93	10.941	09:10:22.948
3 -	1:24.427	1:01.743	2:26.170	53.69	11.604	09:12:49.118
4 -	1:19.025	55.541	2:14.566 (1)	58.32		09:15:03.684
5 -	1:21.742	57.452	2:19.194 (2)	56.38	4.628	09:17:22.878

P25 17 B	Tommy DOWNES (R)	Suzuki - Ray Gnarley/ MoreMoto				
IDEAL LAP TIME : 2:14.598		BEST LAP TIME : 2:15.409		DIFFERENCE : 0.811		
LAP	SECTOR 1	SECTOR 2	LAP TIME	MPH	DIFF	TIME OF DAY
1 -	1:27.886	1:01.549	2:29.435	52.51	14.026	09:06:05.901
2 -	1:21.643	58.573	2:20.216	55.97	4.807	09:08:26.117
3 -	1:21.331	57.763	2:19.094	56.42	3.685	09:10:45.211

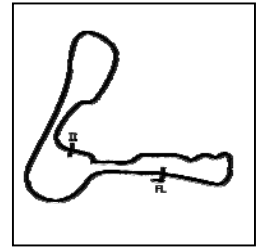
Weather / Track : Drizzle / Wet

Cadwell Park
Circuit Length = 2.1800 miles
Start: 09:02 Flag 09:15 End: 09:18

BMCRC - MRO Championships 2019 - Rnd 3 @ Cadwell Park

BMCRC Thunderbike Sport

QUALIFYING - SECTOR ANALYSIS



SECTOR 1 = FL to I1, SECTOR 2 = I1 to FL, DIFF = Difference To Personal Best Lap, P = Crossed Finish Line in Pit Lane, D = Time Disallowed

4 -	1:18.816	59.153	2:17.969 (3)	56.88	2.560	09:13:03.180
5 -	1:19.627	55.782	2:15.409 (1)	57.95		09:15:18.589
6 -	1:19.044	56.807	2:15.851 (2)	57.76	0.442	09:17:34.440

P26	22 C	Matthew MAY	Honda - Tliehurst Glass Racing			
IDEAL LAP TIME : 2:15.165		BEST LAP TIME : 2:16.289	DIFFERENCE : 1.124			
LAP	SECTOR 1	SECTOR 2	LAP TIME	MPH	DIFF	TIME OF DAY
1 -	1:26.274	1:01.164	2:27.438	53.22	11.149	09:07:57.303
2 -	1:21.854	1:00.985	2:22.839	54.94	6.550	09:10:20.142
3 -	1:20.554	57.893	2:18.447 (2)	56.68	2.158	09:12:38.589
4 -	1:19.306	56.983	2:16.289 (1)	57.58		09:14:54.878
5 -	1:24.491	55.859	2:20.350 (3)	55.91	4.061	09:17:15.228

P27	94 A	Steve SAINT	Yamaha - me			
IDEAL LAP TIME : 2:16.085		BEST LAP TIME : 2:16.582	DIFFERENCE : 0.497			
LAP	SECTOR 1	SECTOR 2	LAP TIME	MPH	DIFF	TIME OF DAY
1 -	1:35.976	1:02.005	2:37.981	49.67	21.399	09:10:59.163
2 -	1:25.276	57.575	2:22.851 (3)	54.93	6.269	09:13:22.014
3 -	1:21.255	56.116	2:17.371 (2)	57.13	0.789	09:15:39.385
4 -	1:19.969	56.613	2:16.582 (1)	57.46		09:17:55.967

P28	51 C	Paul BEESLEY	Yamaha -			
IDEAL LAP TIME : 2:17.169		BEST LAP TIME : 2:17.169	DIFFERENCE : 0.000			
LAP	SECTOR 1	SECTOR 2	LAP TIME	MPH	DIFF	TIME OF DAY
1 -	1:27.389	1:01.475	2:28.864	52.71	11.695	09:07:40.956
2 -	1:23.857	59.640	2:23.497	54.69	6.328	09:10:04.453
3 -	1:22.132	59.898	2:22.030 (3)	55.25	4.861	09:12:26.483
4 -	1:22.015	58.369	2:20.384 (2)	55.90	3.215	09:14:46.867
5 -	1:19.736	57.433	2:17.169 (1)	57.21		09:17:04.036

P29	33 B	Peter PARAPANOS (R)	Honda -			
IDEAL LAP TIME : 2:17.432		BEST LAP TIME : 2:17.432	DIFFERENCE : 0.000			
LAP	SECTOR 1	SECTOR 2	LAP TIME	MPH	DIFF	TIME OF DAY
1 -	1:33.062	1:04.421	2:37.483	49.83	20.051	09:07:53.709
2 -	1:25.126	1:02.556	2:27.682 (3)	53.14	10.250	09:10:21.391
3 -	1:24.653	1:03.545	2:28.198	52.95	10.766	09:12:49.589
4 -	1:23.296	1:00.199	2:23.495 (2)	54.69	6.063	09:15:13.084
5 -	1:19.371	58.061	2:17.432 (1)	57.10		09:17:30.516

P30	624 B	Matthew FEDRICK (R)	Yamaha - Matthew Fedrick farriers ltd			
IDEAL LAP TIME : 2:18.540		BEST LAP TIME : 2:18.540	DIFFERENCE : 0.000			
LAP	SECTOR 1	SECTOR 2	LAP TIME	MPH	DIFF	TIME OF DAY
1 -	1:25.520	1:02.281	2:27.801 (3)	53.09	9.261	09:08:08.050
2 -	1:21.026	57.514	2:18.540 (1)	56.64		09:10:26.590
3 -	1:21.738	1:02.473	2:24.211 (2)	54.42	5.671	09:12:50.801

P31	84 A	Ricardo BRANCO	Yamaha - IMP Racing			
IDEAL LAP TIME : 2:19.365		BEST LAP TIME : 2:19.397	DIFFERENCE : 0.032			
LAP	SECTOR 1	SECTOR 2	LAP TIME	MPH	DIFF	TIME OF DAY
1 -	1:29.398	1:02.132	2:31.530	51.79	12.133	09:07:44.161
2 -	1:27.009	1:00.434	2:27.443	53.22	8.046	09:10:11.604
3 -	1:23.689	58.663	2:22.352 (3)	55.13	2.955	09:12:33.956
4 -	1:22.306	57.419	2:19.725 (2)	56.16	0.328	09:14:53.681
5 -	1:21.946	57.451	2:19.397 (1)	56.30		09:17:13.078

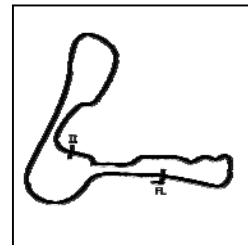
Weather / Track : Drizzle / Wet

Cadwell Park
Circuit Length = 2.1800 miles
Start: 09:02 Flag 09:15 End: 09:18

BMCRC - MRO Championships 2019 - Rnd 3 @ Cadwell Park

BMCRC Thunderbike Sport

QUALIFYING - SECTOR ANALYSIS



SECTOR 1 = FL to I1, SECTOR 2 = I1 to FL, DIFF = Difference To Personal Best Lap, P = Crossed Finish Line in Pit Lane, D = Time Disallowed

P32	9 C	Karl COONEY	Kawasaki - Ediasia			
IDEAL LAP TIME : 2:14.138		BEST LAP TIME : 2:19.587		DIFFERENCE : 5.449		
LAP	SECTOR 1	SECTOR 2	LAP TIME	MPH	DIFF	TIME OF DAY
1 -	1:22.477	57.110	2:19.587 (1)	56.22		09:09:53.535

P33	143 A	Robert DAVIE	Suzuki -			
IDEAL LAP TIME : 2:19.515		BEST LAP TIME : 2:20.072		DIFFERENCE : 0.557		
LAP	SECTOR 1	SECTOR 2	LAP TIME	MPH	DIFF	TIME OF DAY
1 -	1:31.381	1:02.253	2:33.634	51.08	13.562	09:08:02.019
2 -	1:26.829	1:00.377	2:27.206	53.31	7.134	09:10:29.225
3 -	1:26.860	58.743	2:25.603 (3)	53.90	5.531	09:12:54.828
4 -	1:23.710	57.102	2:20.812 (2)	55.73	0.740	09:15:15.640
5 -	1:22.413	57.659	2:20.072 (1)	56.02		09:17:35.712

P34	373 B	Robert PRICE (R)	Suzuki -			
IDEAL LAP TIME : 2:20.459		BEST LAP TIME : 2:20.459		DIFFERENCE : 0.000		
LAP	SECTOR 1	SECTOR 2	LAP TIME	MPH	DIFF	TIME OF DAY
1 -	1:29.891	1:04.487	2:34.378	50.83	13.919	09:08:07.432
2 -	1:25.904	1:01.746	2:27.650	53.15	7.191	09:10:35.082
3 -	1:24.180	1:01.146	2:25.326 (3)	54.00	4.867	09:13:00.408
4 -	1:22.794	59.853	2:22.647 (2)	55.01	2.188	09:15:23.055
5 -	1:21.618	58.841	2:20.459 (1)	55.87		09:17:43.514

P35	101 B	Glen TRIPP (R)	Honda - yaki too racing			
IDEAL LAP TIME : 2:20.511		BEST LAP TIME : 2:20.511		DIFFERENCE : 0.000		
LAP	SECTOR 1	SECTOR 2	LAP TIME	MPH	DIFF	TIME OF DAY
1 -	1:41.083	1:03.537	2:44.620	47.67	24.109	09:08:05.889
2 -	1:28.354	1:02.015	2:30.369	52.19	9.858	09:10:36.258
3 -	1:26.968	59.326	2:26.294 (3)	53.64	5.783	09:13:02.552
4 -	1:24.626	59.422	2:24.048 (2)	54.48	3.537	09:15:26.600
5 -	1:22.772	57.739	2:20.511 (1)	55.85		09:17:47.111

P36	100 C	Craig HOWTON	Honda - Me			
IDEAL LAP TIME : 2:20.940		BEST LAP TIME : 2:20.940		DIFFERENCE : 0.000		
LAP	SECTOR 1	SECTOR 2	LAP TIME	MPH	DIFF	TIME OF DAY
1 -	1:28.803	1:03.253	2:32.056	51.61	11.116	09:07:52.021
2 -	1:26.008	1:01.936	2:27.944 (3)	53.04	7.004	09:10:19.965
3 -	1:25.683	1:02.719	2:28.402	52.88	7.462	09:12:48.367
4 -	1:24.003	1:00.265	2:24.268 (2)	54.39	3.328	09:15:12.635
5 -	1:23.197	57.743	2:20.940 (1)	55.68		09:17:33.575

P37	961 A	Jack SIM	Yamaha -			
IDEAL LAP TIME : 2:24.539		BEST LAP TIME : 2:24.539		DIFFERENCE : 0.000		
LAP	SECTOR 1	SECTOR 2	LAP TIME	MPH	DIFF	TIME OF DAY
1 -	1:37.995	1:08.105	2:46.100	47.24	21.561	09:06:26.304
2 -	1:33.572	1:04.181	2:37.753	49.74	13.214	09:09:04.057
3 -	1:26.924	1:03.406	2:30.330 (3)	52.20	5.791	09:11:34.387
4 -	1:24.848	1:00.730	2:25.578 (2)	53.90	1.039	09:13:59.965
5 -	1:24.108	1:00.431	2:24.539 (1)	54.29		09:16:24.504

P38	37 C	Ricky WOODS	Suzuki - T & S Vehicle Repairs			
IDEAL LAP TIME : 2:31.678		BEST LAP TIME : 2:31.678		DIFFERENCE : 0.000		
LAP	SECTOR 1	SECTOR 2	LAP TIME	MPH	DIFF	TIME OF DAY
1 -	1:32.081	1:03.277	2:35.358 (2)	50.51	3.680	09:07:56.479
2 -	1:29.055	1:02.623	2:31.678 (1)	51.74		09:10:28.157

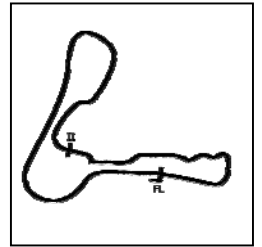
Weather / Track : Drizzle / Wet

Cadwell Park
Circuit Length = 2.1800 miles
Start: 09:02 Flag 09:15 End: 09:18

BMCRC - MRO Championships 2019 - Rnd 3 @ Cadwell Park

BMCRC Thunderbike Sport

QUALIFYING - SECTOR ANALYSIS



SECTOR 1 = FL to I1, SECTOR 2 = I1 to FL, DIFF = Difference To Personal Best Lap, P = Crossed Finish Line in Pit Lane, D = Time Disallowed

P39 196 B		Emma PETERSON (R)		Yamaha - Plus racing gear, Helmet city Chichester, WG Tyres B			
IDEAL LAP TIME : 2:33.896		BEST LAP TIME : 2:34.261		DIFFERENCE : 0.365			
LAP	SECTOR 1	SECTOR 2	LAP TIME	MPH	DIFF	TIME OF DAY	
1 -	1:45.836	1:10.700	2:56.536	44.45	22.275	09:06:44.774	
2 -	1:40.729	1:06.624	2:47.353	46.89	13.092	09:09:32.127	
3 -	1:35.321	1:06.674	2:41.995 (3)	48.44	7.734	09:12:14.122	
4 -	1:34.818	1:03.798	2:38.616 (2)	49.47	4.355	09:14:52.738	
5 -	1:30.098	1:04.163	2:34.261 (1)	50.87		09:17:26.999	

BMCRC - MRO Championships 2019 - Rnd 3 @ Cadwell Park

BMCRC Thunderbike Sport

QUALIFYING - BEST SECTORS

SECTOR 1				SECTOR 2				IDEAL / BEST COMPARISON				
POS	NO	NAME	TIME	NO	NAME	TIME	POS	NO	NAME	IDEAL	BEST	DIFF
									PERFECT LAP	1:56.380		
1	93	WALLIS	1:07.300	93	WALLIS	49.080	1	93	WALLIS	1:56.380	1:56.380	0.000
2	217	STANIFORTH	1:08.649	135	INGHAM	49.233	2	217	STANIFORTH	1:58.535	1:58.633	0.098
3	13	GREEN	1:09.057	74	SINGLETON	49.747	3	135	INGHAM	1:58.640	1:59.162	0.522
4	135	INGHAM	1:09.407	217	STANIFORTH	49.886	4	74	SINGLETON	1:59.287	1:59.287	0.000
5	74	SINGLETON	1:09.540	13	GREEN	50.798	5	13	GREEN	1:59.855	1:59.855	0.000
6	90	WATSON	1:12.183	90	WATSON	52.792	6	90	WATSON	2:04.975	2:04.975	0.000
7	81	MAY	1:12.720	331	QUAYLE	52.837	7	81	MAY	2:05.661	2:05.661	0.000
8	92	GROVE	1:12.754	92	GROVE	52.923	8	92	GROVE	2:05.677	2:05.677	0.000
9	208	NELSON	1:13.382	81	MAY	52.941	9	331	QUAYLE	2:06.779	2:08.127	1.348
10	56	SOILLEUX	1:13.489	76	RODGERS	53.225	10	76	RODGERS	2:06.872	2:06.872	0.000
11	76	RODGERS	1:13.647	148	WELSH	53.347	11	208	NELSON	2:06.916	2:10.131	3.215
12	191	SEATH	1:13.892	208	NELSON	53.534	12	56	SOILLEUX	2:07.322	2:07.675	0.353
13	331	QUAYLE	1:13.942	191	SEATH	53.554	13	191	SEATH	2:07.446	2:07.446	0.000
14	171	CLUNE	1:14.552	11	JOHNSON	53.746	14	148	WELSH	2:08.002	2:09.687	1.685
15	666	BEASLEY	1:14.559	56	SOILLEUX	53.833	15	171	CLUNE	2:08.481	2:08.481	0.000
16	148	WELSH	1:14.655	171	CLUNE	53.929	16	11	JOHNSON	2:08.714	2:10.097	1.383
17	11	JOHNSON	1:14.968	66	SMITH	54.222	17	666	BEASLEY	2:08.973	2:09.185	0.212
18	65	MOXON	1:15.146	666	BEASLEY	54.414	18	0	STANLEY	2:10.685	2:10.685	0.000
19	0	STANLEY	1:16.065	0	STANLEY	54.620	19	65	MOXON	2:10.953	2:10.953	0.000
20	85	KITE	1:16.804	104	ROBINSON (R)	54.924	20	104	ROBINSON (R)	2:11.808	2:13.137	1.329
21	104	ROBINSON (R)	1:16.884	34	THOMAS (R)	55.378	21	66	SMITH	2:12.328	2:12.670	0.342
22	9	COONEY	1:17.028	48	WALLIS	55.541	22	85	KITE	2:13.176	2:13.176	0.000
23	66	SMITH	1:18.106	17	DOWNES (R)	55.782	23	34	THOMAS (R)	2:13.922	2:14.386	0.464
24	34	THOMAS (R)	1:18.544	65	MOXON	55.807	24	9	COONEY	2:14.138	2:19.587	5.449
25	17	DOWNES (R)	1:18.816	22	MAY	55.859	25	48	WALLIS	2:14.566	2:14.566	0.000
26	48	WALLIS	1:19.025	94	SAINT	56.116	26	17	DOWNES (R)	2:14.598	2:15.409	0.811
27	22	MAY	1:19.306	85	KITE	56.372	27	22	MAY	2:15.165	2:16.289	1.124
28	33	PARAPANOS (R)	1:19.371	143	DAVIE	57.102	28	94	SAINT	2:16.085	2:16.582	0.497
29	51	BEESLEY	1:19.736	9	COONEY	57.110	29	51	BEESLEY	2:17.169	2:17.169	0.000
30	94	SAINT	1:19.969	84	BRANCO	57.419	30	33	PARAPANOS (R)	2:17.432	2:17.432	0.000
31	624	FEDRICK (R)	1:21.026	51	BEESLEY	57.433	31	624	FEDRICK (R)	2:18.540	2:18.540	0.000
32	373	PRICE (R)	1:21.618	624	FEDRICK (R)	57.514	32	84	BRANCO	2:19.365	2:19.397	0.032
33	84	BRANCO	1:21.946	101	TRIPP (R)	57.739	33	143	DAVIE	2:19.515	2:20.072	0.557
34	143	DAVIE	1:22.413	100	HOWTON	57.743	34	373	PRICE (R)	2:20.459	2:20.459	0.000
35	101	TRIPP (R)	1:22.772	33	PARAPANOS (R)	58.061	35	101	TRIPP (R)	2:20.511	2:20.511	0.000
36	100	HOWTON	1:23.197	373	PRICE (R)	58.841	36	100	HOWTON	2:20.940	2:20.940	0.000
37	961	SIM	1:24.108	961	SIM	1:00.431	37	961	SIM	2:24.539	2:24.539	0.000
38	37	WOODS	1:29.055	37	WOODS	1:02.623	38	37	WOODS	2:31.678	2:31.678	0.000
39	196	PETERSON (R)	1:30.098	196	PETERSON (R)	1:03.798	39	196	PETERSON (R)	2:33.896	2:34.261	0.365

Weather / Track : Drizzle / Wet

Results can be found at www.tsl-timing.com

Cadwell Park

Circuit Length = 2.1800 miles

Start: 09:02 Flag 09:15 End: 09:18

Printed - 09:29 Saturday, 27 April 2019

BMCRC - MRO Championships 2019 - Rnd 3 @ Cadwell Park

BMCRC Thunderbike Sport - A & B

RACE 1 - GRID (7 Laps)

ROW 11	31	199	Michael FROST	1		1					
ROW 10		28	47	Thomas WATSON	29	54	Adam JAMISON	30	183	Pete GIBSON	
ROW 9		25	961	Jack SIM	26	196	Emma PETERSON (R)	27	851	George PRINOS (R)	
ROW 8			22	143	Robert DAVIE	23	373	Robert PRICE (R)	24	101	Glen TRIPP (R)
ROW 7		19	33	Peter PARAPANOS (R)	20	624	Matthew FEDRICK (R)	21	84	Ricardo BRANCO	
ROW 6			16	48	Shaun WALLIS	17	17	Tommy DOWNES (R)	18	94	Steve SAINT
ROW 5		13	66	Mark SMITH	14	104	Alex ROBINSON (R)	15	34	Dan THOMAS (R)	
ROW 4			10	666	Shane BEASLEY	11	11	Oliver JOHNSON	12	0	Luke STANLEY
ROW 3		7	191	James SEATH	8	56	Jason SOILLEUX	9	171	Colin CLUNE	
ROW 2			4	13	WIL GREEN	5	81	Malvern MAY	6	92	Duncan GROVE
ROW 1		1	93	Jack WALLIS	2	217	Aaron STANIFORTH	3	74	Daniel SINGLETON	
				Pole							

Cadwell Park
Circuit Length = 2.1800 miles

These results are provisional until the conclusion of any judicial and technical matters.

Clerk Of Course :		Timekeeper :
-------------------	--	--------------

Results can be found at www.tsl-timing.com

Printed - 09:33 Saturday, 27 April 2019



BMCRC - MRO Championships 2019 - Rnd 3 @ Cadwell Park

BMCRC Thunderbike Sport - A & B

RACE 1 - CLASSIFICATION

POS	NO	CL	PIC NAME	ENTRY	LAPS	TIME	GAP	DIFF	MPH	BEST	ON
1	217	B	1 Aaron STANIFORTH	Honda - Paxford garage	8	15:07.192			69.20	1:49.154	8
2	93	A	1 Jack WALLIS	Yamaha - Watling Tyres	8	15:13.181	5.989	5.989	68.75	1:51.087	8
3	54	B	2 Adam JAMISON	Yamaha - AJ Racing	8	15:18.831	11.639	5.650	68.33	1:52.326	6
4	13	B	3 Wll GREEN	Suzuki - Faith Fueled Racing	8	15:27.347	20.155	8.516	67.70	1:53.219	3
5	92	B	4 Duncan GROVE	Yamaha -	8	15:57.050	49.858	29.703	65.60	1:56.753	6
6	666	B	5 Shane BEASLEY	Yamaha -	8	16:00.915	53.723	3.865	65.33	1:56.657	6
7	104	B	6 Alex ROBINSON (R)	Honda - Boa	8	16:13.209	1:06.017	12.294	64.51	1:55.750	8
8	17	B	7 Tommy DOWNES (R)	Suzuki - Ray Gnarley/ MoreMoto	8	16:14.924	1:07.732	1.715	64.39	1:58.774	8
9	81	A	2 Malvern MAY	Honda -	8	16:19.641	1:12.449	4.717	64.08	1:58.506	7
10	0	A	3 Luke STANLEY	Suzuki - Urban Race Tribe	8	16:28.088	1:20.896	8.447	63.54	2:00.465	7
11	171	A	4 Colin CLUNE	Suzuki -	8	16:31.251	1:24.059	3.163	63.33	2:00.842	8
12	11	A	5 Oliver JOHNSON	Kawasaki -	8	16:37.390	1:30.198	6.139	62.94	2:02.092	8
13	191	A	6 James SEATH	Kawasaki - Ovenden Earthmoving	8	16:44.108	1:36.916	6.718	62.52	2:03.168	7
14	183	A	7 Pete GIBSON	Honda -	8	16:50.090	1:42.898	5.982	62.15	1:57.116	8
15	56	B	8 Jason SOILLEUX	Ducati -	8	17:03.945	1:56.753	13.855	61.31	2:03.884	8
16	624	B	9 Matthew FEDRICK (R)	Yamaha - Matthew Fedrick farriers ltd	8	17:16.229	2:09.037	12.284	60.58	2:04.465	5
17	143	A	8 Robert DAVIE	Suzuki -	7	15:25.766	1 Lap	1 Lap	59.34	2:05.360	6
18	84	A	9 Ricardo BRANCO	Yamaha - IMP Racing	7	15:34.012	1 Lap	8.246	58.81	2:09.596	7
19	94	A	10 Steve SAINT	Yamaha - me	7	15:56.040	1 Lap	22.028	57.46	2:14.694	6
20	961	A	11 Jack SIM	Yamaha -	7	16:00.798	1 Lap	4.758	57.17	2:12.693	5
21	33	B	10 Peter PARAPANOS (R)	Honda -	7	16:03.381	1 Lap	2.583	57.02	2:14.758	5
22	74	A	12 Daniel SINGLETON	Honda - Bambino Developments Racing	7	16:18.407	1 Lap	15.026	56.14	2:14.639	2
23	101	B	11 Glen TRIPP (R)	Honda - yaki too racing	7	16:20.424	1 Lap	2.017	56.03	2:14.331	5
24	196	B	12 Emma PETERSON (R)	Yamaha - Plus racing gear, Helmet city Chichester,	6	15:28.071	2 Laps	1 Lap	50.73	2:31.470	2
25	851	B	13 George PRINOS (R)	Ducati - KAPPA PLANNING LTD	6	16:19.363	2 Laps	51.292	48.08	2:42.160	5

NOT CLASSIFIED

DNF	48	A	Shaun WALLIS	Yamaha - Watling Tyres	2	5:04.438	6 Laps	4 Laps	51.55	2:30.816	2
DNF	66	A	Mark SMITH	Yamaha - MHP EXHAUST S	0						
DNF	34	B	Dan THOMAS (R)	Suzuki -	0						
DNF	47	A	Thomas WATSON	Yamaha - Motorsportdays.com TEA Time Racing	0						

FASTEST LAP

217	B	Aaron STANIFORTH	Honda - Paxford garage	8	1:49.154	71.89 mph	115.71 kph
93	A	Jack WALLIS	Yamaha - Watling Tyres	8	1:51.087	70.64 mph	113.69 kph

Class B - 92.5% of Race Speed = 64.01 mph

Class A - 92.5% of Race Speed = 63.59 mph

Cadwell Park

Circuit Length = 2.1800 miles

Start: 12:04 Flag 12:19 End: 12:21

Weather / Track : Rain / Wet

These results are provisional until the conclusion of any judicial and technical matters.

Clerk Of Course :	Timekeeper :
-------------------	--------------

Results can be found at www.tsl-timing.com

Printed - 12:23 Saturday, 27 April 2019



BMCRC - MRO Championships 2019 - Rnd 3 @ Cadwell Park

BMCRC Thunderbike Sport - A & B

RACE 1 - LAP CHART

LAP 1 @ 12:06:12.013

NO	BEHIND	LAP TIME
217		2:01.007
93	0.868	2:01.875
191	1.752	2:02.759
13	3.843	2:04.850
666	3.876	2:04.883
54	4.116	2:05.123
92	4.926	2:05.933
17	7.501	2:08.508
171	10.327	2:11.334
0	11.456	2:12.463
11	12.958	2:13.965
81	13.816	2:14.823
74	18.951	2:19.958
104	19.368	2:20.375
56	20.512	2:21.519
94	22.443	2:23.450
84	22.508	2:23.515
624	23.575	2:24.582
183	24.777	2:25.784
143	25.182	2:26.189
961	26.543	2:27.550
33	26.922	2:27.929
101	30.364	2:31.371
48	32.615	2:33.622
196	38.575	2:39.582
851	42.088	2:43.095

LAP 2 @ 12:08:06.913

NO	BEHIND	LAP TIME
217		1:54.900
93	0.303	1:54.335
13	2.606	1:53.663
54	4.605	1:55.389
666	9.224	2:00.248
92	10.079	2:00.053
191	12.577	2:05.725
17	12.856	2:00.255
171	18.187	2:02.760
0	19.341	2:02.785
11	20.638	2:02.580
81	20.705	2:01.789
104	28.032	2:03.564
56	36.432	2:10.820
74	38.690	2:14.639
624	39.145	2:10.470
84	40.199	2:12.591
143	41.137	2:10.855
183	41.771	2:11.894
94	43.478	2:15.935
961	49.036	2:17.393
33	50.179	2:18.157
101	58.242	2:22.778
48	1:08.531	2:30.816
196	1:15.145	2:31.470
851	1:30.667	2:43.479

LAP 3 @ 12:10:01.513

NO	BEHIND	LAP TIME
93		1:54.297
217	0.747	1:55.347
13	1.225	1:53.219

54	2.546	1:52.541
666	14.151	1:59.527
92	14.486	1:59.007
17	18.555	2:00.299
191	23.980	2:06.003
0	26.301	2:01.560
171	26.733	2:03.146
81	27.263	2:01.158
11	28.908	2:02.870
104	32.626	1:59.194
56	48.757	2:06.925
624	50.804	2:06.259
84	59.561	2:13.962
74	1:00.201	2:16.111
183	1:00.513	2:13.342
143	1:01.065	2:14.528
94	1:03.591	2:14.713
961	1:09.478	2:15.042
33	1:10.629	2:15.050
101	1:25.247	2:21.605
196	1:53.841	2:33.296

LAP 4 @ 12:11:56.275

NO	BEHIND	LAP TIME
93		1:54.762
217	0.245	1:54.260
54	0.779	1:52.995
13	1.698	1:55.235
92	19.311	1:59.587
666	20.868	2:01.479
851	1 Lap	2:42.914
17	26.858	2:03.065
191	34.841	2:05.623
81	35.082	2:02.581
0	35.694	2:04.155
171	36.224	2:04.253
11	37.208	2:03.062
104	37.520	1:59.656
56	1:00.081	2:06.086
624	1:02.017	2:05.975
183	1:09.064	2:03.313
84	1:17.979	2:13.180
143	1:18.560	2:12.257
74	1:23.529	2:18.090
94	1:24.749	2:15.920
961	1:30.062	2:15.346
33	1:32.531	2:16.664
101	1:50.020	2:19.535

LAP 5 @ 12:13:48.022

NO	BEHIND	LAP TIME
217		1:51.502
93	0.770	1:52.517
54	2.786	1:53.754
13	3.712	1:53.761
92	27.198	1:59.634
666	29.110	1:59.989
17	37.998	2:02.887
81	43.318	1:59.983
196	1 Lap	2:36.387
104	47.402	2:01.629
191	47.586	2:04.492
0	48.024	2:04.077
171	48.987	2:04.510

11	50.194	2:04.733
56	1:13.816	2:05.482
624	1:14.735	2:04.465
851	1 Lap	2:42.543
183	1:16.855	1:59.538
143	1:35.192	2:08.379
84	1:37.393	2:11.161
94	1:48.041	2:15.039
74	1:49.810	2:18.028

LAP 6 @ 12:15:38.513

NO	BEHIND	LAP TIME
217		1:50.491
961	1 Lap	2:12.693
93	1.855	1:51.576
54	4.621	1:52.326
33	1 Lap	2:14.758
13	7.456	1:54.235
101	1 Lap	2:14.331
92	33.460	1:56.753
666	35.276	1:56.657
17	48.153	2:00.646
81	51.587	1:58.760
104	52.790	1:55.879
0	59.518	2:01.985
171	1:01.940	2:03.444
191	1:04.056	2:06.961
11	1:04.870	2:05.167
196	1 Lap	2:34.101
183	1:27.611	2:01.247
56	1:28.433	2:05.108
624	1:30.815	2:06.571
143	1:50.061	2:05.360

LAP 7 @ 12:17:29.044

NO	BEHIND	LAP TIME
217		1:50.531
93	4.056	1:52.732
84	1 Lap	2:10.007
54	7.744	1:53.654
13	12.913	1:55.988
851	2 Laps	2:42.160
94	1 Lap	2:14.694
961	1 Lap	2:18.200
33	1 Lap	2:15.234
92	40.352	1:57.423
666	42.089	1:57.344
74	1 Lap	2:34.860
101	1 Lap	2:16.426
17	58.112	2:00.490
104	59.421	1:57.162
81	59.562	1:58.506
0	1:09.452	2:00.465
171	1:12.371	2:00.962
191	1:16.693	2:03.168
11	1:17.260	2:02.921
183	1:34.936	1:57.856
56	1:42.023	2:04.121
624	1:48.601	2:08.317

LAP 8 @ 12:19:18.198

NO	BEHIND	LAP TIME
217		1:49.154

93	5.989	1:51.087
54	11.639	1:53.049
143	1 Lap	2:08.198
13	20.155	1:56.396
196	2 Laps	2:33.235
84	1 Lap	2:09.596
94	1 Lap	2:16.289
92	49.858	1:58.660
961	1 Lap	2:14.574
666	53.723	2:00.788
33	1 Lap	2:15.589
104	1:06.017	1:55.750
17	1:07.732	1:58.774
74	1 Lap	2:16.721
851	2 Laps	2:45.172
81	1:12.449	2:02.041
101	1 Lap	2:14.378
0	1:20.896	2:00.598
171	1:24.059	2:00.842
11	1:30.198	2:02.092
191	1:36.916	2:09.377
183	1:42.898	1:57.116
56	1:56.753	2:03.884
624	2:09.037	2:09.590

Weather / Track : Rain / Wet

Results can be found at www.tsl-timing.com

Cadwell Park

Circuit Length = 2.1800 miles

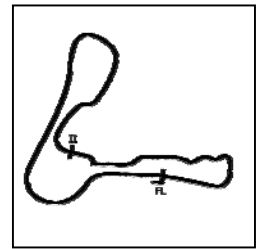
Start: 12:04 Flag 12:19 End: 12:21

Printed - 12:25 Saturday, 27 April 2019

BMCRC - MRO Championships 2019 - Rnd 3 @ Cadwell Park

BMCRC Thunderbike Sport - A & B

RACE 1 - SECTOR ANALYSIS



SECTOR 1 = FL to I1, SECTOR 2 = I1 to FL, DIFF = Difference To Personal Best Lap, P = Crossed Finish Line in Pit Lane, D = Time Disallowed

P1 217 B		Aaron STANIFORTH		Honda - Paxford garage		
IDEAL LAP TIME : 1:49.154		BEST LAP TIME : 1:49.154		DIFFERENCE : 0.000		
LAP	SECTOR 1	SECTOR 2	LAP TIME	MPH	DIFF	TIME OF DAY
1 -		47.896	2:01.007	64.85	11.853	12:06:12.013
2 -	1:06.516	48.384	1:54.900	68.30	5.746	12:08:06.913
3 -	1:07.428	47.919	1:55.347	68.03	6.193	12:10:02.260
4 -	1:06.689	47.571	1:54.260	68.68	5.106	12:11:56.520
5 -	1:05.110	46.392	1:51.502	70.38	2.348	12:13:48.022
6 -	1:04.041	46.450	1:50.491 (2)	71.02	1.337	12:15:38.513
7 -	1:04.550	45.981	1:50.531 (3)	71.00	1.377	12:17:29.044
8 -	1:03.348	45.806	1:49.154 (1)	71.89		12:19:18.198

P2 93 A		Jack WALLIS		Yamaha - Watling Tyres		
IDEAL LAP TIME : 1:50.886		BEST LAP TIME : 1:51.087		DIFFERENCE : 0.201		
LAP	SECTOR 1	SECTOR 2	LAP TIME	MPH	DIFF	TIME OF DAY
1 -		48.359	2:01.875	64.39	10.788	12:06:12.881
2 -	1:06.417	47.918	1:54.335	68.64	3.248	12:08:07.216
3 -	1:06.431	47.866	1:54.297	68.66	3.210	12:10:01.513
4 -	1:07.166	47.596	1:54.762	68.38	3.675	12:11:56.275
5 -	1:05.760	46.757	1:52.517 (3)	69.75	1.430	12:13:48.792
6 -	1:04.378	47.198	1:51.576 (2)	70.33	0.489	12:15:40.368
7 -	1:04.633	48.099	1:52.732	69.61	1.645	12:17:33.100
8 -	1:04.579	46.508	1:51.087 (1)	70.64		12:19:24.187

P3 54 B		Adam JAMISON		Yamaha - AJ Racing		
IDEAL LAP TIME : 1:52.090		BEST LAP TIME : 1:52.326		DIFFERENCE : 0.236		
LAP	SECTOR 1	SECTOR 2	LAP TIME	MPH	DIFF	TIME OF DAY
1 -		49.005	2:05.123	62.72	12.797	12:06:16.129
2 -	1:07.292	48.097	1:55.389	68.01	3.063	12:08:11.518
3 -	1:05.048	47.493	1:52.541 (2)	69.73	0.215	12:10:04.059
4 -	1:05.451	47.544	1:52.995 (3)	69.45	0.669	12:11:57.054
5 -	1:05.555	48.199	1:53.754	68.99	1.428	12:13:50.808
6 -	1:04.620	47.706	1:52.326 (1)	69.86		12:15:43.134
7 -	1:05.589	48.065	1:53.654	69.05	1.328	12:17:36.788
8 -	1:05.579	47.470	1:53.049	69.42	0.723	12:19:29.837

P4 13 B		Wil GREEN		Suzuki - Faith Fueled Racing		
IDEAL LAP TIME : 1:52.681		BEST LAP TIME : 1:53.219		DIFFERENCE : 0.538		
LAP	SECTOR 1	SECTOR 2	LAP TIME	MPH	DIFF	TIME OF DAY
1 -		49.575	2:04.850	62.85	11.631	12:06:15.856
2 -	1:05.759	47.904	1:53.663 (2)	69.04	0.444	12:08:09.519
3 -	1:05.555	47.664	1:53.219 (1)	69.31		12:10:02.738
4 -	1:06.847	48.388	1:55.235	68.10	2.016	12:11:57.973
5 -	1:05.017	48.744	1:53.761 (3)	68.98	0.542	12:13:51.734
6 -	1:05.875	48.360	1:54.235	68.70	1.016	12:15:45.969
7 -	1:06.968	49.020	1:55.988	67.66	2.769	12:17:41.957
8 -	1:07.149	49.247	1:56.396	67.42	3.177	12:19:38.353

P5 92 B		Duncan GROVE		Yamaha -		
IDEAL LAP TIME : 1:56.127		BEST LAP TIME : 1:56.753		DIFFERENCE : 0.626		
LAP	SECTOR 1	SECTOR 2	LAP TIME	MPH	DIFF	TIME OF DAY
1 -		50.500	2:05.933	62.31	9.180	12:06:16.939
2 -	1:08.547	51.506	2:00.053	65.37	3.300	12:08:16.992
3 -	1:08.843	50.164	1:59.007	65.94	2.254	12:10:15.999
4 -	1:10.000	49.587	1:59.587	65.62	2.834	12:12:15.586
5 -	1:09.532	50.102	1:59.634	65.60	2.881	12:14:15.220
6 -	1:08.259	48.494	1:56.753 (1)	67.21		12:16:11.973
7 -	1:07.633	49.790	1:57.423 (2)	66.83	0.670	12:18:09.396
8 -	1:08.062	50.598	1:58.660 (3)	66.13	1.907	12:20:08.056

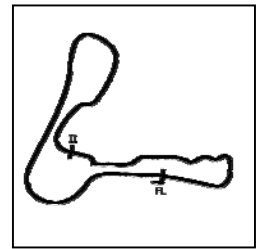
Weather / Track : Rain / Wet

Cadwell Park
Circuit Length = 2.1800 miles
Start: 12:04 Flag 12:19 End: 12:21

BMCRC - MRO Championships 2019 - Rnd 3 @ Cadwell Park

BMCRC Thunderbike Sport - A & B

RACE 1 - SECTOR ANALYSIS



SECTOR 1 = FL to I1, SECTOR 2 = I1 to FL, DIFF = Difference To Personal Best Lap, P = Crossed Finish Line in Pit Lane, D = Time Disallowed

P6	666 B	Shane BEASLEY	Yamaha -			
IDEAL LAP TIME : 1:55.489		BEST LAP TIME : 1:56.657	DIFFERENCE : 1.168			

LAP	SECTOR 1	SECTOR 2	LAP TIME	MPH	DIFF	TIME OF DAY
1 -		49.855	2:04.883	62.84	8.226	12:06:15.889
2 -	1:09.142	51.106	2:00.248	65.26	3.591	12:08:16.137
3 -	1:08.557	50.970	1:59.527 (3)	65.65	2.870	12:10:15.664
4 -	1:10.161	51.318	2:01.479	64.60	4.822	12:12:17.143
5 -	1:08.478	51.511	1:59.989	65.40	3.332	12:14:17.132
6 -	1:07.646	49.011	1:56.657 (1)	67.27		12:16:13.789
7 -	1:07.280	50.064	1:57.344 (2)	66.88	0.687	12:18:11.133
8 -	1:06.478	54.310	2:00.788	64.97	4.131	12:20:11.921

P7	104 B	Alex ROBINSON (R)	Honda - Boa			
IDEAL LAP TIME : 1:55.308		BEST LAP TIME : 1:55.750	DIFFERENCE : 0.442			

LAP	SECTOR 1	SECTOR 2	LAP TIME	MPH	DIFF	TIME OF DAY
1 -		53.677	2:20.375	55.90	24.625	12:06:31.381
2 -	1:12.259	51.305	2:03.564	63.51	7.814	12:08:34.945
3 -	1:09.647	49.547	1:59.194	65.84	3.444	12:10:34.139
4 -	1:09.874	49.782	1:59.656	65.58	3.906	12:12:33.795
5 -	1:10.749	50.880	2:01.629	64.52	5.879	12:14:35.424
6 -	1:07.545	48.334	1:55.879 (2)	67.72	0.129	12:16:31.303
7 -	1:07.350	49.812	1:57.162 (3)	66.98	1.412	12:18:28.465
8 -	1:06.974	48.776	1:55.750 (1)	67.80		12:20:24.215

P8	17 B	Tommy DOWNES (R)	Suzuki - Ray Gnarley/ MoreMoto			
IDEAL LAP TIME : 1:58.095		BEST LAP TIME : 1:58.774	DIFFERENCE : 0.679			

LAP	SECTOR 1	SECTOR 2	LAP TIME	MPH	DIFF	TIME OF DAY
1 -		49.577	2:08.508	61.07	9.734	12:06:19.514
2 -	1:09.200	51.055	2:00.255 (2)	65.26	1.481	12:08:19.769
3 -	1:10.152	50.147	2:00.299 (3)	65.23	1.525	12:10:20.068
4 -	1:11.799	51.266	2:03.065	63.77	4.291	12:12:23.133
5 -	1:11.716	51.171	2:02.887	63.86	4.113	12:14:26.020
6 -	1:10.261	50.385	2:00.646	65.05	1.872	12:16:26.666
7 -	1:10.643	49.847	2:00.490	65.13	1.716	12:18:27.156
8 -	1:08.518	50.256	1:58.774 (1)	66.07		12:20:25.930

P9	81 A	Malvern MAY	Honda -			
IDEAL LAP TIME : 1:58.091		BEST LAP TIME : 1:58.506	DIFFERENCE : 0.415			

LAP	SECTOR 1	SECTOR 2	LAP TIME	MPH	DIFF	TIME OF DAY
1 -		51.367	2:14.823	58.21	16.317	12:06:25.829
2 -	1:10.966	50.823	2:01.789	64.43	3.283	12:08:27.618
3 -	1:10.425	50.733	2:01.158	64.77	2.652	12:10:28.776
4 -	1:11.195	51.386	2:02.581	64.02	4.075	12:12:31.357
5 -	1:10.121	49.862	1:59.983 (3)	65.40	1.477	12:14:31.340
6 -	1:08.758	50.002	1:58.760 (2)	66.08	0.254	12:16:30.100
7 -	1:08.229	50.277	1:58.506 (1)	66.22		12:18:28.606
8 -	1:08.513	53.528	2:02.041	64.30	3.535	12:20:30.647

P10	0 A	Luke STANLEY	Suzuki - Urban Race Tribe			
IDEAL LAP TIME : 2:00.063		BEST LAP TIME : 2:00.465	DIFFERENCE : 0.402			

LAP	SECTOR 1	SECTOR 2	LAP TIME	MPH	DIFF	TIME OF DAY
1 -		51.825	2:12.463	59.24	11.998	12:06:23.469
2 -	1:11.988	50.797	2:02.785	63.91	2.320	12:08:26.254
3 -	1:10.978	50.582	2:01.560 (3)	64.56	1.095	12:10:27.814
4 -	1:12.408	51.747	2:04.155	63.21	3.690	12:12:31.969
5 -	1:13.911	50.166	2:04.077	63.25	3.612	12:14:36.046
6 -	1:12.900	49.085	2:01.985	64.33	1.520	12:16:38.031
7 -	1:11.144	49.321	2:00.465 (1)	65.14		12:18:38.496

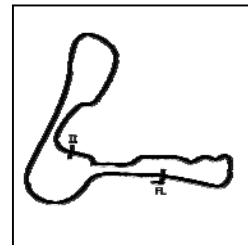
Weather / Track : Rain / Wet

Cadwell Park
Circuit Length = 2.1800 miles
Start: 12:04 Flag 12:19 End: 12:21

BMCRC - MRO Championships 2019 - Rnd 3 @ Cadwell Park

BMCRC Thunderbike Sport - A & B

RACE 1 - SECTOR ANALYSIS



SECTOR 1 = FL to I1, SECTOR 2 = I1 to FL, DIFF = Difference To Personal Best Lap, P = Crossed Finish Line in Pit Lane, D = Time Disallowed

8 - 1:11.319 49.279 2:00.598 (2) 65.07 0.133 12:20:39.094

P11 171 A		Colin CLUNE		Suzuki -			
IDEAL LAP TIME : 2:00.678		BEST LAP TIME : 2:00.842		DIFFERENCE : 0.164			
LAP	SECTOR 1	SECTOR 2	LAP TIME	MPH	DIFF	TIME OF DAY	
1 -		51.628	2:11.334	59.75	10.492	12:06:22.340	
2 -	1:10.885	51.875	2:02.760 (3)	63.93	1.918	12:08:25.100	
3 -	1:11.366	51.780	2:03.146	63.72	2.304	12:10:28.246	
4 -	1:12.391	51.862	2:04.253	63.16	3.411	12:12:32.499	
5 -	1:13.756	50.754	2:04.510	63.03	3.668	12:14:37.009	
6 -	1:12.654	50.790	2:03.444	63.57	2.602	12:16:40.453	
7 -	1:10.317	50.645	2:00.962 (2)	64.88	0.120	12:18:41.415	
8 -	1:10.481	50.361	2:00.842 (1)	64.94		12:20:42.257	

P12 11 A		Oliver JOHNSON		Kawasaki -			
IDEAL LAP TIME : 2:00.403		BEST LAP TIME : 2:02.092		DIFFERENCE : 1.689			
LAP	SECTOR 1	SECTOR 2	LAP TIME	MPH	DIFF	TIME OF DAY	
1 -		52.352	2:13.965	58.58	11.873	12:06:24.971	
2 -	1:11.127	51.453	2:02.580 (2)	64.02	0.488	12:08:27.551	
3 -	1:11.609	51.261	2:02.870 (3)	63.87	0.778	12:10:30.421	
4 -	1:11.319	51.743	2:03.062	63.77	0.970	12:12:33.483	
5 -	1:13.449	51.284	2:04.733	62.91	2.641	12:14:38.216	
6 -	1:12.788	52.379	2:05.167	62.70	3.075	12:16:43.383	
7 -	1:10.747	52.174	2:02.921	63.84	0.829	12:18:46.304	
8 -	1:12.436	49.656	2:02.092 (1)	64.27		12:20:48.396	

P13 191 A		James SEATH		Kawasaki - Ovenden Earthmoving			
IDEAL LAP TIME : 1:59.773		BEST LAP TIME : 2:03.168		DIFFERENCE : 3.395			
LAP	SECTOR 1	SECTOR 2	LAP TIME	MPH	DIFF	TIME OF DAY	
1 -		48.682	2:02.759	63.93		12:06:13.765	
2 -	1:11.271	54.454	2:05.725	62.42	2.557	12:08:19.490	
3 -	1:13.906	52.097	2:06.003	62.28	2.835	12:10:25.493	
4 -	1:13.914	51.709	2:05.623 (3)	62.47	2.455	12:12:31.116	
5 -	1:13.233	51.259	2:04.492 (2)	63.04	1.324	12:14:35.608	
6 -	1:15.197	51.764	2:06.961	61.81	3.793	12:16:42.569	
7 -	1:11.091	52.077	2:03.168 (1)	63.71		12:18:45.737	
8 -	1:15.242	54.135	2:09.377	60.66	6.209	12:20:55.114	

P14 183 A		Pete GIBSON		Honda -			
IDEAL LAP TIME : 1:57.116		BEST LAP TIME : 1:57.116		DIFFERENCE : 0.000			
LAP	SECTOR 1	SECTOR 2	LAP TIME	MPH	DIFF	TIME OF DAY	
1 -		58.579	2:25.784	53.83	28.668	12:06:36.790	
2 -	1:17.058	54.836	2:11.894	59.50	14.778	12:08:48.684	
3 -	1:17.093	56.249	2:13.342	58.85	16.226	12:11:02.026	
4 -	1:12.426	50.887	2:03.313	63.64	6.197	12:13:05.339	
5 -	1:09.627	49.911	1:59.538 (3)	65.65	2.422	12:15:04.877	
6 -	1:09.923	51.324	2:01.247	64.72	4.131	12:17:06.124	
7 -	1:08.368	49.488	1:57.856 (2)	66.59	0.740	12:19:03.980	
8 -	1:08.127	48.989	1:57.116 (1)	67.01		12:21:01.096	

P15 56 B		Jason SOILLEUX		Ducati -			
IDEAL LAP TIME : 2:03.877		BEST LAP TIME : 2:03.884		DIFFERENCE : 0.007			
LAP	SECTOR 1	SECTOR 2	LAP TIME	MPH	DIFF	TIME OF DAY	
1 -		56.887	2:21.519	55.45	17.635	12:06:32.525	
2 -	1:17.064	53.756	2:10.820	59.99	6.936	12:08:43.345	
3 -	1:13.452	53.473	2:06.925	61.83	3.041	12:10:50.270	
4 -	1:12.795	53.291	2:06.086	62.24	2.202	12:12:56.356	
5 -	1:12.149	53.333	2:05.482	62.54	1.598	12:15:01.838	
6 -	1:12.572	52.536	2:05.108 (3)	62.73	1.224	12:17:06.946	

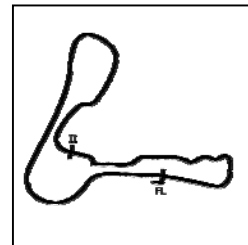
Weather / Track : Rain / Wet

Cadwell Park
Circuit Length = 2.1800 miles
Start: 12:04 Flag 12:19 End: 12:21

BMCRC - MRO Championships 2019 - Rnd 3 @ Cadwell Park

BMCRC Thunderbike Sport - A & B

RACE 1 - SECTOR ANALYSIS



SECTOR 1 = FL to I1, SECTOR 2 = I1 to FL, DIFF = Difference To Personal Best Lap, P = Crossed Finish Line in Pit Lane, D = Time Disallowed

7 - **1:11.957** 52.164 2:04.121 (2) 63.22 0.237 12:19:11.067
 8 - 1:11.964 **51.920** **2:03.884 (1)** **63.35** **12:21:14.951**

P16 624 B		Matthew FEDRICK (R)		Yamaha - Matthew Fedrick farriers ltd			
IDEAL LAP TIME : 2:04.203		BEST LAP TIME : 2:04.465		DIFFERENCE : 0.262			
LAP	SECTOR 1	SECTOR 2	LAP TIME	MPH	DIFF	TIME OF DAY	
1 -		57.128	2:24.582	54.28	20.117	12:06:35.588	
2 -	1:15.614	54.856	2:10.470	60.15	6.005	12:08:46.058	
3 -	1:13.698	52.561	2:06.259 (3)	62.15	1.794	12:10:52.317	
4 -	1:13.427	52.548	2:05.975 (2)	62.29	1.510	12:12:58.292	
5 -	1:11.655	52.810	2:04.465 (1)	63.05		12:15:02.757	
6 -	1:13.475	53.096	2:06.571	62.00	2.106	12:17:09.328	
7 -	1:15.079	53.238	2:08.317	61.16	3.852	12:19:17.645	
8 -	1:16.241	53.349	2:09.590	60.56	5.125	12:21:27.235	

P17 143 A		Robert DAVIE		Suzuki -			
IDEAL LAP TIME : 2:05.360		BEST LAP TIME : 2:05.360		DIFFERENCE : 0.000			
LAP	SECTOR 1	SECTOR 2	LAP TIME	MPH	DIFF	TIME OF DAY	
1 -		56.591	2:26.189	53.68	20.829	12:06:37.195	
2 -	1:15.887	54.968	2:10.855	59.97	5.495	12:08:48.050	
3 -	1:17.890	56.638	2:14.528	58.33	9.168	12:11:02.578	
4 -	1:16.663	55.594	2:12.257	59.33	6.897	12:13:14.835	
5 -	1:15.639	52.740	2:08.379 (3)	61.13	3.019	12:15:23.214	
6 -	1:13.013	52.347	2:05.360 (1)	62.60		12:17:28.574	
7 -	1:13.931	54.267	2:08.198 (2)	61.21	2.838	12:19:36.772	

P18 84 A		Ricardo BRANCO		Yamaha - IMP Racing			
IDEAL LAP TIME : 2:08.979		BEST LAP TIME : 2:09.596		DIFFERENCE : 0.617			
LAP	SECTOR 1	SECTOR 2	LAP TIME	MPH	DIFF	TIME OF DAY	
1 -		56.445	2:23.515	54.68	13.919	12:06:34.521	
2 -	1:16.872	55.719	2:12.591	59.19	2.995	12:08:47.112	
3 -	1:17.813	56.149	2:13.962	58.58	4.366	12:11:01.074	
4 -	1:17.632	55.548	2:13.180	58.92	3.584	12:13:14.254	
5 -	1:15.898	55.263	2:11.161 (3)	59.83	1.565	12:15:25.415	
6 -	1:15.905	54.102	2:10.007 (2)	60.36	0.411	12:17:35.422	
7 -	1:14.877	54.719	2:09.596 (1)	60.55		12:19:45.018	

P19 94 A		Steve SAINT		Yamaha - me			
IDEAL LAP TIME : 2:14.439		BEST LAP TIME : 2:14.694		DIFFERENCE : 0.255			
LAP	SECTOR 1	SECTOR 2	LAP TIME	MPH	DIFF	TIME OF DAY	
1 -		56.934	2:23.450	54.70	8.756	12:06:34.456	
2 -	1:20.051	55.884	2:15.935	57.73	1.241	12:08:50.391	
3 -	1:18.555	56.158	2:14.713 (2)	58.25	0.019	12:11:05.104	
4 -	1:19.515	56.405	2:15.920	57.74	1.226	12:13:21.024	
5 -	1:18.835	56.204	2:15.039 (3)	58.11	0.345	12:15:36.063	
6 -	1:18.570	56.124	2:14.694 (1)	58.26		12:17:50.757	
7 -	1:20.074	56.215	2:16.289	57.58	1.595	12:20:07.046	

P20 961 A		Jack SIM		Yamaha -			
IDEAL LAP TIME : 2:12.693		BEST LAP TIME : 2:12.693		DIFFERENCE : 0.000			
LAP	SECTOR 1	SECTOR 2	LAP TIME	MPH	DIFF	TIME OF DAY	
1 -		58.283	2:27.550	53.18	14.857	12:06:38.556	
2 -	1:20.280	57.113	2:17.393	57.12	4.700	12:08:55.949	
3 -	1:18.521	56.521	2:15.042 (3)	58.11	2.349	12:11:10.991	
4 -	1:19.716	55.630	2:15.346	57.98	2.653	12:13:26.337	
5 -	1:17.105	55.588	2:12.693 (1)	59.14		12:15:39.030	
6 -	1:21.444	56.756	2:18.200	56.78	5.507	12:17:57.230	
7 -	1:18.864	55.710	2:14.574 (2)	58.31	1.881	12:20:11.804	

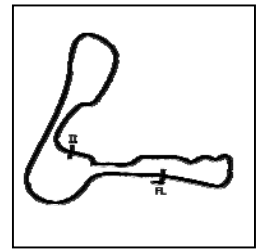
Weather / Track : Rain / Wet

Cadwell Park
 Circuit Length = 2.1800 miles
 Start: 12:04 Flag 12:19 End: 12:21

BMCRC - MRO Championships 2019 - Rnd 3 @ Cadwell Park

BMCRC Thunderbike Sport - A & B

RACE 1 - SECTOR ANALYSIS



SECTOR 1 = FL to I1, SECTOR 2 = I1 to FL, DIFF = Difference To Personal Best Lap, P = Crossed Finish Line in Pit Lane, D = Time Disallowed

P21 33 B Peter PARAPANOS (R)		Honda -				
IDEAL LAP TIME : 2:14.758		BEST LAP TIME : 2:14.758		DIFFERENCE : 0.000		
LAP	SECTOR 1	SECTOR 2	LAP TIME	MPH	DIFF	TIME OF DAY
1 -		58.009	2:27.929	53.05	13.171	12:06:38.935
2 -	1:20.836	57.321	2:18.157	56.80	3.399	12:08:57.092
3 -	1:18.507	56.543	2:15.050 (2)	58.11	0.292	12:11:12.142
4 -	1:19.734	56.930	2:16.664	57.42	1.906	12:13:28.806
5 -	1:18.360	56.398	2:14.758 (1)	58.23		12:15:43.564
6 -	1:18.804	56.430	2:15.234 (3)	58.03	0.476	12:17:58.798
7 -	1:18.913	56.676	2:15.589	57.88	0.831	12:20:14.387

P22 74 A Daniel SINGLETON		Honda - Bambino Developments Racing				
IDEAL LAP TIME : 2:14.639		BEST LAP TIME : 2:14.639		DIFFERENCE : 0.000		
LAP	SECTOR 1	SECTOR 2	LAP TIME	MPH	DIFF	TIME OF DAY
1 -		55.981	2:19.958	56.07	5.319	12:06:30.964
2 -	1:19.371	55.268	2:14.639 (1)	58.28		12:08:45.603
3 -	1:19.867	56.244	2:16.111 (2)	57.65	1.472	12:11:01.714
4 -	1:21.273	56.817	2:18.090	56.83	3.451	12:13:19.804
5 -	1:19.702	58.326	2:18.028	56.85	3.389	12:15:37.832
6 -	1:37.462	57.398	2:34.860	50.67	20.221	12:18:12.692
7 -	1:20.744	55.977	2:16.721 (3)	57.40	2.082	12:20:29.413

P23 101 B Glen TRIPP (R)		Honda - yaki too racing				
IDEAL LAP TIME : 2:13.559		BEST LAP TIME : 2:14.331		DIFFERENCE : 0.772		
LAP	SECTOR 1	SECTOR 2	LAP TIME	MPH	DIFF	TIME OF DAY
1 -		59.058	2:31.371	51.84	17.040	12:06:42.377
2 -	1:24.974	57.804	2:22.778	54.96	8.447	12:09:05.155
3 -	1:22.891	58.714	2:21.605	55.42	7.274	12:11:26.760
4 -	1:22.768	56.767	2:19.535	56.24	5.204	12:13:46.295
5 -	1:18.606	55.725	2:14.331 (1)	58.42		12:16:00.626
6 -	1:20.435	55.991	2:16.426 (3)	57.52	2.095	12:18:17.052
7 -	1:19.425	54.953	2:14.378 (2)	58.40	0.047	12:20:31.430

P24 196 B Emma PETERSON (R)		Yamaha - Plus racing gear, Helmet city Chichester, WG Tyres B				
IDEAL LAP TIME : 2:30.691		BEST LAP TIME : 2:31.470		DIFFERENCE : 0.779		
LAP	SECTOR 1	SECTOR 2	LAP TIME	MPH	DIFF	TIME OF DAY
1 -		1:03.721	2:39.582	49.17	8.112	12:06:50.588
2 -	1:29.776	1:01.694	2:31.470 (1)	51.81		12:09:22.058
3 -	1:28.997	1:04.299	2:33.296 (3)	51.19	1.826	12:11:55.354
4 -	1:33.483	1:02.904	2:36.387	50.18	4.917	12:14:31.741
5 -	1:31.982	1:02.119	2:34.101	50.92	2.631	12:17:05.842
6 -	1:31.231	1:02.004	2:33.235 (2)	51.21	1.765	12:19:39.077

P25 851 B George PRINOS (R)		Ducati - KAPPA PLANNING LTD				
IDEAL LAP TIME : 2:39.771		BEST LAP TIME : 2:42.160		DIFFERENCE : 2.389		
LAP	SECTOR 1	SECTOR 2	LAP TIME	MPH	DIFF	TIME OF DAY
1 -		1:04.163	2:43.095	48.11	0.935	12:06:54.101
2 -	1:37.071	1:06.408	2:43.479	48.00	1.319	12:09:37.580
3 -	1:35.638	1:07.276	2:42.914 (3)	48.17	0.754	12:12:20.494
4 -	1:35.608	1:06.935	2:42.543 (2)	48.28	0.383	12:15:03.037
5 -	1:36.662	1:05.498	2:42.160 (1)	48.39		12:17:45.197
6 -	1:36.731	1:08.441	2:45.172	47.51	3.012	12:20:30.369

P26 48 A Shaun WALLIS		Yamaha - Watling Tyres				
IDEAL LAP TIME : 2:28.841		BEST LAP TIME : 2:30.816		DIFFERENCE : 1.975		
LAP	SECTOR 1	SECTOR 2	LAP TIME	MPH	DIFF	TIME OF DAY
1 -		59.908	2:33.622	51.08	2.806	12:06:44.628
2 -	1:28.933	1:01.883	2:30.816 (1)	52.03		12:09:15.444

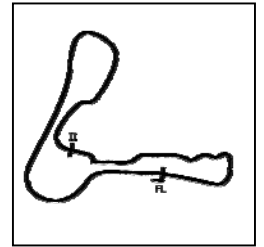
Weather / Track : Rain / Wet

Cadwell Park
Circuit Length = 2.1800 miles
Start: 12:04 Flag 12:19 End: 12:21

BMCRC - MRO Championships 2019 - Rnd 3 @ Cadwell Park

BMCRC Thunderbike Sport - A & B

RACE 1 - SECTOR ANALYSIS



SECTOR 1 = FL to I1, SECTOR 2 = I1 to FL, DIFF = Difference To Personal Best Lap, P = Crossed Finish Line in Pit Lane, D = Time Disallowed

BMCRC - MRO Championships 2019 - Rnd 3 @ Cadwell Park

BMCRC Thunderbike Sport - A & B

RACE 1 - BEST SECTORS

SECTOR 1			SECTOR 2			IDEAL / BEST COMPARISON						
POS	NO	NAME	TIME	NO	NAME	TIME	POS	NO	NAME	IDEAL	BEST	DIFF
									PERFECT LAP	1:49.154		
1	217	STANIFORTH	1:03.348	217	STANIFORTH	45.806	1	217	STANIFORTH	1:49.154	1:49.154	0.000
2	93	WALLIS	1:04.378	93	WALLIS	46.508	2	93	WALLIS	1:50.886	1:51.087	0.201
3	54	JAMISON	1:04.620	54	JAMISON	47.470	3	54	JAMISON	1:52.090	1:52.326	0.236
4	13	GREEN	1:05.017	13	GREEN	47.664	4	13	GREEN	1:52.681	1:53.219	0.538
5	666	BEASLEY	1:06.478	104	ROBINSON (R)	48.334	5	104	ROBINSON (R)	1:55.308	1:55.750	0.442
6	104	ROBINSON (R)	1:06.974	92	GROVE	48.494	6	666	BEASLEY	1:55.489	1:56.657	1.168
7	92	GROVE	1:07.633	191	SEATH	48.682	7	92	GROVE	1:56.127	1:56.753	0.626
8	183	GIBSON	1:08.127	183	GIBSON	48.989	8	183	GIBSON	1:57.116	1:57.116	0.000
9	81	MAY	1:08.229	666	BEASLEY	49.011	9	81	MAY	1:58.091	1:58.506	0.415
10	17	DOWNES (R)	1:08.518	0	STANLEY	49.085	10	17	DOWNES (R)	1:58.095	1:58.774	0.679
11	171	CLUNE	1:10.317	17	DOWNES (R)	49.577	11	191	SEATH	1:59.773	2:03.168	3.395
12	11	JOHNSON	1:10.747	11	JOHNSON	49.656	12	0	STANLEY	2:00.063	2:00.465	0.402
13	0	STANLEY	1:10.978	81	MAY	49.862	13	11	JOHNSON	2:00.403	2:02.092	1.689
14	191	SEATH	1:11.091	171	CLUNE	50.361	14	171	CLUNE	2:00.678	2:00.842	0.164
15	624	FEDRICK (R)	1:11.655	56	SOILLEUX	51.920	15	56	SOILLEUX	2:03.877	2:03.884	0.007
16	56	SOILLEUX	1:11.957	143	DAVIE	52.347	16	624	FEDRICK (R)	2:04.203	2:04.465	0.262
17	143	DAVIE	1:13.013	624	FEDRICK (R)	52.548	17	143	DAVIE	2:05.360	2:05.360	0.000
18	84	BRANCO	1:14.877	84	BRANCO	54.102	18	84	BRANCO	2:08.979	2:09.596	0.617
19	961	SIM	1:17.105	101	TRIPP (R)	54.953	19	961	SIM	2:12.693	2:12.693	0.000
20	33	PARAPANOS (R)	1:18.360	74	SINGLETON	55.268	20	101	TRIPP (R)	2:13.559	2:14.331	0.772
21	94	SAINT	1:18.555	961	SIM	55.588	21	94	SAINT	2:14.439	2:14.694	0.255
22	101	TRIPP (R)	1:18.606	94	SAINT	55.884	22	74	SINGLETON	2:14.639	2:14.639	0.000
23	74	SINGLETON	1:19.371	33	PARAPANOS (R)	56.398	23	33	PARAPANOS (R)	2:14.758	2:14.758	0.000
24	48	WALLIS	1:28.933	48	WALLIS	59.908	24	48	WALLIS	2:28.841	2:30.816	1.975
25	196	PETERSON (R)	1:28.997	196	PETERSON (R)	1:01.694	25	196	PETERSON (R)	2:30.691	2:31.470	0.779
26	851	PRINOS (R)	1:35.608	851	PRINOS (R)	1:04.163	26	851	PRINOS (R)	2:39.771	2:42.160	2.389
27												
28												
29												

Weather / Track : Rain / Wet

Results can be found at www.tsl-timing.com

Cadwell Park
 Circuit Length = 2.1800 miles
 Start: 12:04 Flag 12:19 End: 12:21

Printed - 12:25 Saturday, 27 April 2019

BMCRC - MRO Championships 2019 - Rnd 3 @ Cadwell Park

BMCRC Thunderbike Sport - B & C

RACE 10 - GRID (7 Laps)

ROW 10	28	117	Jordan HARRIS	29	373	Robert PRICE (R)	30	199	Michael FROST
ROW 9	25	37	Ricky WOODS	26	851	George PRINOS (R)	27	34	Dan THOMAS (R)
ROW 8	22	9	Karl COONEY	23	100	Craig HOWTON	24	196	Emma PETERSON (R)
ROW 7	19	33	Peter PARAPANOS (R)	20	22	Matthew MAY	21	51	Paul BEESLEY
ROW 6	16	65	Andrew MOXON	17	85	Andrew KITE	18	101	Glen TRIPP (R)
ROW 5	13	331	William QUAYLE	14	148	Richie WELSH	15	208	Adam NELSON
ROW 4	10	624	Matthew FEDRICK (R)	11	90	Edward WATSON	12	76	Phillip RODGERS
ROW 3	7	17	Tommy DOWNES (R)	8	135	Daniel INGHAM	9	56	Jason SOILLEUX
ROW 2	4	104	Alex ROBINSON (R)	5	666	Shane BEASLEY	6	92	Duncan GROVE
ROW 1	1	217	Aaron STANIFORTH	2	54	Adam JAMISON	3	13	Wil GREEN
			Pole						

Cadwell Park
Circuit Length = 2.1800 miles

These results are provisional until the conclusion of any judicial and technical matters.

Clerk Of Course :	Timekeeper :
-------------------	--------------

Results can be found at www.tsl-timing.com

Printed - 12:35 Saturday, 27 April 2019



BMCRC - MRO Championships 2019 - Rnd 3 @ Cadwell Park



BMCRC Thunderbike Sport - B & C

RACE 10 - CLASSIFICATION

POS	NO	CL	PIC NAME	ENTRY	LAPS	TIME	GAP	DIFF	MPH	BEST	ON
1	217	B	1 Aaron STANIFORTH	Honda - Paxford garage	6	11:02.254			71.10	1:48.811	3
2	54	B	2 Adam JAMISON	Yamaha - AJ Racing	6	11:13.928	11.674	11.674	69.87	1:50.924	3
3	13	B	3 Wll GREEN	Suzuki - Faith Fueled Racing	6	11:22.519	20.265	8.591	68.99	1:49.520	3
4	92	B	4 Duncan GROVE	Yamaha -	6	11:28.417	26.163	5.898	68.40	1:51.886	3
5	666	B	5 Shane BEASLEY	Yamaha -	6	11:35.082	32.828	6.665	67.74	1:54.281	3
6	135	C	1 Daniel INGHAM	Suzuki - Derek Jones Butchers	6	11:38.539	36.285	3.457	67.40	1:54.389	3
7	104	B	6 Alex ROBINSON (R)	Honda - Boa	6	11:41.200	38.946	2.661	67.15	1:54.583	6
8	100	C	2 Craig HOWTON	Honda - Me	6	11:55.203	52.949	14.003	65.83	1:55.874	5
9	148	C	3 Richie WELSH	Yamaha - EDEN'S EXPERIENCES/PETER FLEMIN	6	12:03.501	1:01.247	8.298	65.08	1:57.790	3
10	17	B	7 Tommy DOWNES (R)	Suzuki - Ray Gnarley/ MoreMoto	6	12:05.635	1:03.381	2.134	64.89	1:57.477	2
11	331	C	4 Illiam QUAYLE	Suzuki -	6	12:11.063	1:08.809	5.428	64.41	1:59.177	6
12	85	C	5 Andrew KITE	Ducati - Red Rebel Racing	6	12:29.501	1:27.247	18.438	62.82	1:57.773	6
13	22	C	6 Matthew MAY	Honda - Tliehurst Glass Racing	6	12:30.691	1:28.437	1.190	62.72	1:59.478	6
14	34	B	8 Dan THOMAS (R)	Suzuki -	6	12:31.311	1:29.057	0.620	62.67	1:57.430	6
15	65	C	7 Andrew MOXON	Yamaha - Suzanne Moxon	6	12:36.674	1:34.420	5.363	62.23	2:02.905	4
16	56	B	9 Jason SOILLEUX	Ducati -	6	12:36.786	1:34.532	0.112	62.22	2:02.108	6
17	624	B	10 Matthew FEDRICK (R)	Yamaha - Matthew Fedrick farriers ltd	6	12:37.371	1:35.117	0.585	62.17	2:02.357	6
18	51	C	8 Paul BEESLEY	Yamaha -	6	12:51.507	1:49.253	14.136	61.03	2:04.115	6
19	33	B	11 Peter PARAPANOS (R)	Honda -	6	13:01.880	1:59.626	10.373	60.22	2:06.930	6
20	373	B	12 Robert PRICE (R)	Suzuki -	5	11:08.066	1 Lap	1 Lap	58.73	2:07.231	5
21	101	B	13 Glen TRIPP (R)	Honda - yaki too racing	5	11:23.779	1 Lap	15.713	57.38	2:07.662	5
22	37	C	9 Ricky WOODS	Suzuki - T & S Vehicle Repairs	5	11:35.180	1 Lap	11.401	56.44	2:16.949	5
23	196	B	14 Emma PETERSON (R)	Yamaha - Plus racing gear, Helmet city Chichester,	5	11:55.501	1 Lap	20.321	54.84	2:18.559	5
24	851	B	15 George PRINOS (R)	Ducati - KAPPA PLANNING LTD	5	12:48.125	1 Lap	52.624	51.08	2:28.928	4

NOT CLASSIFIED

DNF	208	C	Adam NELSON	Ducati - Desmowerx	4	7:58.749	2 Laps	1 Lap	65.57	1:54.930	4
-----	-----	---	-------------	--------------------	---	----------	--------	-------	-------	----------	---

FASTEST LAP

217	B	Aaron STANIFORTH	Honda - Paxford garage	3	1:48.811	72.12 mph	116.07 kph
135	C	Daniel INGHAM	Suzuki - Derek Jones Butchers	3	1:54.389	68.60 mph	110.41 kph

Class B - 92.5% of Race Speed = 65.76 mph

Class C - 92.5% of Race Speed = 62.34 mph

Cadwell Park
Circuit Length = 2.1800 miles
Start: 16:28 Flag 16:39 End: 16:41

Weather / Track : Cloudy / Wet

These results are provisional until the conclusion of any judicial and technical matters.

Clerk Of Course :	Timekeeper :
-------------------	--------------

Results can be found at www.tsl-timing.com

Printed - 16:46 Saturday, 27 April 2019



BMCRC - MRO Championships 2019 - Rnd 3 @ Cadwell Park

BMCRC Thunderbike Sport - B & C

RACE 10 - LAP CHART

LAP 1 @ 16:30:07.359		
NO	BEHIND	LAP TIME

217		1:54.019
54	4.091	1:58.110
13	5.656	1:59.675
666	5.938	1:59.957
92	6.293	2:00.312
135	7.405	2:01.424
104	8.738	2:02.757
17	10.183	2:04.202
100	13.509	2:07.528
208	14.063	2:08.082
148	14.413	2:08.432
331	16.578	2:10.597
22	20.702	2:14.721
65	20.843	2:14.862
624	21.768	2:15.787
56	22.165	2:16.184
85	22.786	2:16.805
51	26.371	2:20.390
33	26.659	2:20.678
34	26.823	2:20.842
37	29.963	2:23.982
373	30.462	2:24.481
196	36.299	2:30.318
101	36.821	2:30.840
851	49.222	2:43.241

LAP 2 @ 16:31:56.600		
NO	BEHIND	LAP TIME

217		1:49.241
54	6.138	1:51.288
13	8.713	1:52.298
92	12.177	1:55.125
666	12.585	1:55.888
135	14.015	1:55.851
104	16.859	1:57.362
17	18.419	1:57.477
100	22.757	1:58.489
208	23.261	1:58.439
148	25.668	2:00.496
331	28.885	2:01.548
22	38.187	2:06.726
65	39.138	2:07.536
624	40.004	2:07.477
85	40.470	2:06.925
56	40.848	2:07.924
34	42.383	2:04.801
51	46.274	2:09.144
33	47.602	2:10.184
373	55.527	2:14.306
37	58.971	2:18.249
101	1:07.172	2:19.592
196	1:08.651	2:21.593
851	1:33.008	2:33.027

LAP 3 @ 16:33:45.411		
NO	BEHIND	LAP TIME

217		1:48.811
54	8.251	1:50.924
13	9.422	1:49.520
92	15.252	1:51.886
666	18.055	1:54.281

135	19.593	1:54.389
104	24.074	1:56.026
17	28.201	1:58.593
208	31.748	1:57.298
100	31.837	1:57.891
148	34.647	1:57.790
331	41.317	2:01.243
22	54.167	2:04.791
65	54.991	2:04.664
85	55.821	2:04.162
56	56.675	2:04.638
34	57.066	2:03.494
624	57.628	2:06.435
51	1:05.198	2:07.735
33	1:06.412	2:07.621
373	1:18.680	2:11.964
37	1:27.508	2:17.348
101	1:31.333	2:12.972
196	1:44.141	2:24.301

LAP 4 @ 16:35:34.979		
NO	BEHIND	LAP TIME

217		1:49.568
54	9.904	1:51.221
13	11.102	1:51.248
92	19.395	1:53.711
666	23.186	1:54.699
135	25.911	1:55.886
851	1 Lap	2:32.502
104	29.902	1:55.396
208	37.110	1:54.930
100	38.192	1:55.923
148	43.973	1:58.894
17	47.269	2:08.636
331	51.044	1:59.295
65	1:08.328	2:02.905
22	1:08.614	2:04.015
85	1:08.832	2:02.579
34	1:09.379	2:01.881
56	1:10.009	2:02.902
624	1:10.420	2:02.360
51	1:20.454	2:04.824
33	1:25.074	2:08.230
373	1:39.196	2:10.084

LAP 5 @ 16:37:25.908		
NO	BEHIND	LAP TIME

217		1:50.929
101	1 Lap	2:12.713
37	1 Lap	2:18.652
54	10.044	1:51.069
13	14.278	1:54.105
92	21.513	1:53.047
196	1 Lap	2:20.730
666	26.842	1:54.585
135	30.019	1:55.037
104	34.049	1:55.076
100	43.137	1:55.874
148	52.454	1:59.410
17	55.243	1:58.903
331	59.318	1:59.203
851	1 Lap	2:28.928
22	1:18.645	2:00.960
85	1:19.160	2:01.257

LAP 6 @ 16:39:15.594		
NO	BEHIND	LAP TIME

217		1:49.686
373	1 Lap	2:07.231
54	11.674	1:51.316
13	20.265	1:55.673
101	1 Lap	2:07.662
92	26.163	1:54.336
666	32.828	1:55.672
37	1 Lap	2:16.949
135	36.285	1:55.952
104	38.946	1:54.583
100	52.949	1:59.498
196	1 Lap	2:18.559
148	1:01.247	1:58.479
17	1:03.381	1:57.824
331	1:08.809	1:59.177
85	1:27.247	1:57.773
22	1:28.437	1:59.478
34	1:29.057	1:57.430
65	1:34.420	2:02.979
56	1:34.532	2:02.108
624	1:35.117	2:02.357
851	1 Lap	2:30.427
51	1:49.253	2:04.115
33	1:59.626	2:06.930

Weather / Track : Cloudy / Wet

Results can be found at www.tsl-timing.com

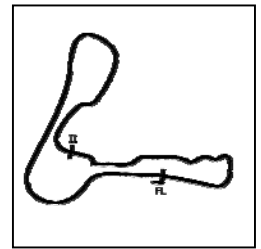
Cadwell Park
Circuit Length = 2.1800 miles
Start: 16:28 Flag 16:39 End: 16:41

Printed - 16:45 Saturday, 27 April 2019

BMCRC - MRO Championships 2019 - Rnd 3 @ Cadwell Park

BMCRC Thunderbike Sport - B & C

RACE 10 - SECTOR ANALYSIS



SECTOR 1 = FL to I1, SECTOR 2 = I1 to FL, DIFF = Difference To Personal Best Lap, P = Crossed Finish Line in Pit Lane, D = Time Disallowed

P1 217 B		Aaron STANIFORTH		Honda - Paxford garage		
IDEAL LAP TIME : 1:48.477		BEST LAP TIME : 1:48.811		DIFFERENCE : 0.334		
LAP	SECTOR 1	SECTOR 2	LAP TIME	MPH	DIFF	TIME OF DAY
1 -		45.684	1:54.019	68.83	5.208	16:30:07.359
2 -	1:03.193	46.048	1:49.241 (2)	71.84	0.430	16:31:56.600
3 -	1:03.014	45.797	1:48.811 (1)	72.12		16:33:45.411
4 -	1:03.620	45.948	1:49.568 (3)	71.62	0.757	16:35:34.979
5 -	1:03.271	47.658	1:50.929	70.74	2.118	16:37:25.908
6 -	1:02.793	46.893	1:49.686	71.55	0.875	16:39:15.594

P2 54 B		Adam JAMISON		Yamaha - AJ Racing		
IDEAL LAP TIME : 1:50.465		BEST LAP TIME : 1:50.924		DIFFERENCE : 0.459		
LAP	SECTOR 1	SECTOR 2	LAP TIME	MPH	DIFF	TIME OF DAY
1 -		47.766	1:58.110	66.44	7.186	16:30:11.450
2 -	1:04.048	47.240	1:51.288	70.52	0.364	16:32:02.738
3 -	1:03.434	47.490	1:50.924 (1)	70.75		16:33:53.662
4 -	1:03.928	47.293	1:51.221 (3)	70.56	0.297	16:35:44.883
5 -	1:04.038	47.031	1:51.069 (2)	70.65	0.145	16:37:35.952
6 -	1:03.870	47.446	1:51.316	70.50	0.392	16:39:27.268

P3 13 B		Wil GREEN		Suzuki - Faith Fueled Racing		
IDEAL LAP TIME : 1:49.046		BEST LAP TIME : 1:49.520		DIFFERENCE : 0.474		
LAP	SECTOR 1	SECTOR 2	LAP TIME	MPH	DIFF	TIME OF DAY
1 -		49.064	1:59.675	65.57	10.155	16:30:13.015
2 -	1:05.901	46.397	1:52.298 (3)	69.88	2.778	16:32:05.313
3 -	1:02.649	46.871	1:49.520 (1)	71.65		16:33:54.833
4 -	1:03.524	47.724	1:51.248 (2)	70.54	1.728	16:35:46.081
5 -	1:05.790	48.315	1:54.105	68.77	4.585	16:37:40.186
6 -	1:06.489	49.184	1:55.673	67.84	6.153	16:39:35.859

P4 92 B		Duncan GROVE		Yamaha -		
IDEAL LAP TIME : 1:51.886		BEST LAP TIME : 1:51.886		DIFFERENCE : 0.000		
LAP	SECTOR 1	SECTOR 2	LAP TIME	MPH	DIFF	TIME OF DAY
1 -		49.191	2:00.312	65.23	8.426	16:30:13.652
2 -	1:06.195	48.930	1:55.125	68.16	3.239	16:32:08.777
3 -	1:04.571	47.315	1:51.886 (1)	70.14		16:34:00.663
4 -	1:04.661	49.050	1:53.711 (3)	69.01	1.825	16:35:54.374
5 -	1:04.579	48.468	1:53.047 (2)	69.42	1.161	16:37:47.421
6 -	1:05.135	49.201	1:54.336	68.64	2.450	16:39:41.757

P5 666 B		Shane BEASLEY		Yamaha -		
IDEAL LAP TIME : 1:53.506		BEST LAP TIME : 1:54.281		DIFFERENCE : 0.775		
LAP	SECTOR 1	SECTOR 2	LAP TIME	MPH	DIFF	TIME OF DAY
1 -		49.652	1:59.957	65.42	5.676	16:30:13.297
2 -	1:06.027	49.861	1:55.888	67.72	1.607	16:32:09.185
3 -	1:05.352	48.929	1:54.281 (1)	68.67		16:34:03.466
4 -	1:04.577	50.122	1:54.699 (3)	68.42	0.418	16:35:58.165
5 -	1:05.476	49.109	1:54.585 (2)	68.49	0.304	16:37:52.750
6 -	1:06.017	49.655	1:55.672	67.84	1.391	16:39:48.422

P6 135 C		Daniel INGHAM		Suzuki - Derek Jones Butchers		
IDEAL LAP TIME : 1:54.020		BEST LAP TIME : 1:54.389		DIFFERENCE : 0.369		
LAP	SECTOR 1	SECTOR 2	LAP TIME	MPH	DIFF	TIME OF DAY
1 -		48.386	2:01.424	64.63	7.035	16:30:14.764
2 -	1:07.635	48.216	1:55.851 (3)	67.74	1.462	16:32:10.615
3 -	1:06.654	47.735	1:54.389 (1)	68.60		16:34:05.004
4 -	1:06.285	49.601	1:55.886	67.72	1.497	16:36:00.890
5 -	1:06.772	48.265	1:55.037 (2)	68.22	0.648	16:37:55.927

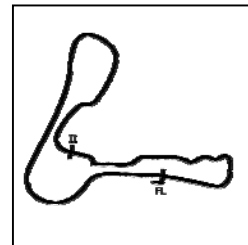
Weather / Track : Cloudy / Wet

Cadwell Park
Circuit Length = 2.1800 miles
Start: 16:28 Flag 16:39 End: 16:41

BMCRC - MRO Championships 2019 - Rnd 3 @ Cadwell Park

BMCRC Thunderbike Sport - B & C

RACE 10 - SECTOR ANALYSIS



SECTOR 1 = FL to I1, SECTOR 2 = I1 to FL, DIFF = Difference To Personal Best Lap, P = Crossed Finish Line in Pit Lane, D = Time Disallowed

6 - 1:07.120 48.832 1:55.952 67.68 1.563 16:39:51.879

P7 104 B Alex ROBINSON (R)		Honda - Boa				
IDEAL LAP TIME : 1:54.401		BEST LAP TIME : 1:54.583		DIFFERENCE : 0.182		
LAP	SECTOR 1	SECTOR 2	LAP TIME	MPH	DIFF	TIME OF DAY
1 -		48.762	2:02.757	63.93	8.174	16:30:16.097
2 -	1:07.810	49.552	1:57.362	66.87	2.779	16:32:13.459
3 -	1:06.833	49.193	1:56.026	67.64	1.443	16:34:09.485
4 -	1:06.796	48.600	1:55.396 (3)	68.00	0.813	16:36:04.881
5 -	1:06.531	48.545	1:55.076 (2)	68.19	0.493	16:37:59.957
6 -	1:05.856	48.727	1:54.583 (1)	68.49		16:39:54.540

P8 100 C Craig HOWTON		Honda - Me				
IDEAL LAP TIME : 1:54.870		BEST LAP TIME : 1:55.874		DIFFERENCE : 1.004		
LAP	SECTOR 1	SECTOR 2	LAP TIME	MPH	DIFF	TIME OF DAY
1 -		50.864	2:07.528	61.53	11.654	16:30:20.868
2 -	1:07.845	50.644	1:58.489	66.23	2.615	16:32:19.357
3 -	1:07.067	50.824	1:57.891 (3)	66.57	2.017	16:34:17.248
4 -	1:06.403	49.520	1:55.923 (2)	67.70	0.049	16:36:13.171
5 -	1:05.350	50.524	1:55.874 (1)	67.72		16:38:09.045
6 -	1:07.439	52.059	1:59.498	65.67	3.624	16:40:08.543

P9 148 C Richie WELSH		Yamaha - EDEN'S EXPERIENCES/PETER FLEMING				
IDEAL LAP TIME : 1:57.790		BEST LAP TIME : 1:57.790		DIFFERENCE : 0.000		
LAP	SECTOR 1	SECTOR 2	LAP TIME	MPH	DIFF	TIME OF DAY
1 -		51.113	2:08.432	61.10	10.642	16:30:21.772
2 -	1:10.081	50.415	2:00.496	65.13	2.706	16:32:22.268
3 -	1:08.037	49.753	1:57.790 (1)	66.62		16:34:20.058
4 -	1:08.580	50.314	1:58.894 (3)	66.00	1.104	16:36:18.952
5 -	1:09.267	50.143	1:59.410	65.72	1.620	16:38:18.362
6 -	1:08.389	50.090	1:58.479 (2)	66.24	0.689	16:40:16.841

P10 17 B Tommy DOWNES (R)		Suzuki - Ray Gnarley/ MoreMoto				
IDEAL LAP TIME : 1:56.517		BEST LAP TIME : 1:57.477		DIFFERENCE : 0.960		
LAP	SECTOR 1	SECTOR 2	LAP TIME	MPH	DIFF	TIME OF DAY
1 -		49.847	2:04.202	63.18	6.725	16:30:17.542
2 -	1:08.797	48.680	1:57.477 (1)	66.80		16:32:15.019
3 -	1:08.549	50.044	1:58.593 (3)	66.17	1.116	16:34:13.612
4 -	1:09.017	59.619	2:08.636	61.00	11.159	16:36:22.248
5 -	1:07.860	51.043	1:58.903	66.00	1.426	16:38:21.151
6 -	1:07.837	49.987	1:57.824 (2)	66.60	0.347	16:40:18.975

P11 331 C Illiam QUAYLE		Suzuki -				
IDEAL LAP TIME : 1:58.322		BEST LAP TIME : 1:59.177		DIFFERENCE : 0.855		
LAP	SECTOR 1	SECTOR 2	LAP TIME	MPH	DIFF	TIME OF DAY
1 -		54.862	2:10.597	60.09	11.420	16:30:23.937
2 -	1:09.703	51.845	2:01.548	64.56	2.371	16:32:25.485
3 -	1:09.479	51.764	2:01.243	64.73	2.066	16:34:26.728
4 -	1:08.005	51.290	1:59.295 (3)	65.78	0.118	16:36:26.023
5 -	1:07.032	52.171	1:59.203 (2)	65.83	0.026	16:38:25.226
6 -	1:07.264	51.913	1:59.177 (1)	65.85		16:40:24.403

P12 85 C Andrew KITE		Ducati - Red Rebel Racing				
IDEAL LAP TIME : 1:57.388		BEST LAP TIME : 1:57.773		DIFFERENCE : 0.385		
LAP	SECTOR 1	SECTOR 2	LAP TIME	MPH	DIFF	TIME OF DAY
1 -		53.242	2:16.805	57.36	19.032	16:30:30.145
2 -	1:12.836	54.089	2:06.925	61.83	9.152	16:32:37.070
3 -	1:11.895	52.267	2:04.162	63.20	6.389	16:34:41.232

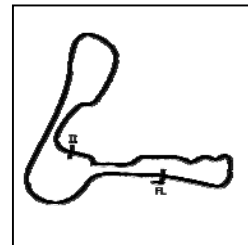
Weather / Track : Cloudy / Wet

Cadwell Park
Circuit Length = 2.1800 miles
Start: 16:28 Flag 16:39 End: 16:41

BMCRC - MRO Championships 2019 - Rnd 3 @ Cadwell Park

BMCRC Thunderbike Sport - B & C

RACE 10 - SECTOR ANALYSIS



SECTOR 1 = FL to I1, SECTOR 2 = I1 to FL, DIFF = Difference To Personal Best Lap, P = Crossed Finish Line in Pit Lane, D = Time Disallowed

4 -	1:11.129	51.450	2:02.579 (3)	64.02	4.806	16:36:43.811
5 -	1:10.787	50.470	2:01.257 (2)	64.72	3.484	16:38:45.068
6 -	1:06.918	50.855	1:57.773 (1)	66.63		16:40:42.841

P13	22 C	Matthew MAY	Honda - Tliehurst Glass Racing			
IDEAL LAP TIME : 1:59.478		BEST LAP TIME : 1:59.478	DIFFERENCE : 0.000			
LAP	SECTOR 1	SECTOR 2	LAP TIME	MPH	DIFF	TIME OF DAY
1 -		53.132	2:14.721	58.25	15.243	16:30:28.061
2 -	1:13.849	52.877	2:06.726	61.92	7.248	16:32:34.787
3 -	1:13.921	50.870	2:04.791	62.88	5.313	16:34:39.578
4 -	1:12.501	51.514	2:04.015 (3)	63.28	4.537	16:36:43.593
5 -	1:10.337	50.623	2:00.960 (2)	64.88	1.482	16:38:44.553
6 -	1:09.479	49.999	1:59.478 (1)	65.68		16:40:44.031

P14	34 B	Dan THOMAS (R)	Suzuki -			
IDEAL LAP TIME : 1:57.430		BEST LAP TIME : 1:57.430	DIFFERENCE : 0.000			
LAP	SECTOR 1	SECTOR 2	LAP TIME	MPH	DIFF	TIME OF DAY
1 -		54.817	2:20.842	55.72	23.412	16:30:34.182
2 -	1:12.784	52.017	2:04.801	62.88	7.371	16:32:38.983
3 -	1:10.995	52.499	2:03.494	63.55	6.064	16:34:42.477
4 -	1:10.123	51.758	2:01.881 (2)	64.39	4.451	16:36:44.358
5 -	1:10.502	52.361	2:02.863 (3)	63.87	5.433	16:38:47.221
6 -	1:07.650	49.780	1:57.430 (1)	66.83		16:40:44.651

P15	65 C	Andrew MOXON	Yamaha - Suzanne Moxon			
IDEAL LAP TIME : 2:01.900		BEST LAP TIME : 2:02.905	DIFFERENCE : 1.005			
LAP	SECTOR 1	SECTOR 2	LAP TIME	MPH	DIFF	TIME OF DAY
1 -		52.802	2:14.862	58.19	11.957	16:30:28.202
2 -	1:13.463	54.073	2:07.536	61.53	4.631	16:32:35.738
3 -	1:12.441	52.223	2:04.664	62.95	1.759	16:34:40.402
4 -	1:11.431	51.474	2:02.905 (1)	63.85		16:36:43.307
5 -	1:11.199	52.529	2:03.728 (3)	63.43	0.823	16:38:47.035
6 -	1:10.426	52.553	2:02.979 (2)	63.81	0.074	16:40:50.014

P16	56 B	Jason SOILLEUX	Ducati -			
IDEAL LAP TIME : 2:01.426		BEST LAP TIME : 2:02.108	DIFFERENCE : 0.682			
LAP	SECTOR 1	SECTOR 2	LAP TIME	MPH	DIFF	TIME OF DAY
1 -		52.978	2:16.184	57.62	14.076	16:30:29.524
2 -	1:13.800	54.124	2:07.924	61.34	5.816	16:32:37.448
3 -	1:11.906	52.732	2:04.638	62.96	2.530	16:34:42.086
4 -	1:11.356	51.546	2:02.902 (2)	63.85	0.794	16:36:44.988
5 -	1:10.603	52.427	2:03.030 (3)	63.78	0.922	16:38:48.018
6 -	1:09.880	52.228	2:02.108 (1)	64.27		16:40:50.126

P17	624 B	Matthew FEDRICK (R)	Yamaha - Matthew Fedrick farriers ltd			
IDEAL LAP TIME : 2:01.924		BEST LAP TIME : 2:02.357	DIFFERENCE : 0.433			
LAP	SECTOR 1	SECTOR 2	LAP TIME	MPH	DIFF	TIME OF DAY
1 -		53.006	2:15.787	57.79	13.430	16:30:29.127
2 -	1:13.460	54.017	2:07.477	61.56	5.120	16:32:36.604
3 -	1:13.637	52.798	2:06.435	62.07	4.078	16:34:43.039
4 -	1:10.802	51.558	2:02.360 (2)	64.13	0.003	16:36:45.399
5 -	1:10.553	52.402	2:02.955 (3)	63.82	0.598	16:38:48.354
6 -	1:10.366	51.991	2:02.357 (1)	64.14		16:40:50.711

P18	51 C	Paul BEESLEY	Yamaha -			
IDEAL LAP TIME : 2:04.115		BEST LAP TIME : 2:04.115	DIFFERENCE : 0.000			
LAP	SECTOR 1	SECTOR 2	LAP TIME	MPH	DIFF	TIME OF DAY
1 -		55.540	2:20.390	55.90	16.275	16:30:33.730

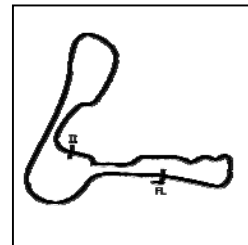
Weather / Track : Cloudy / Wet

Cadwell Park
Circuit Length = 2.1800 miles
Start: 16:28 Flag 16:39 End: 16:41

BMCRC - MRO Championships 2019 - Rnd 3 @ Cadwell Park

BMCRC Thunderbike Sport - B & C

RACE 10 - SECTOR ANALYSIS



SECTOR 1 = FL to I1, SECTOR 2 = I1 to FL, DIFF = Difference To Personal Best Lap, P = Crossed Finish Line in Pit Lane, D = Time Disallowed

2 -	1:13.850	55.294	2:09.144	60.76	5.029	16:32:42.874
3 -	1:13.152	54.583	2:07.735	61.44	3.620	16:34:50.609
4 -	1:10.984	53.840	2:04.824 (2)	62.87	0.709	16:36:55.433
5 -	1:11.398	53.901	2:05.299 (3)	62.63	1.184	16:39:00.732
6 -	1:10.820	53.295	2:04.115 (1)	63.23		16:41:04.847

P19 33 B		Peter PARAPANOS (R)		Honda -		
IDEAL LAP TIME : 2:06.930		BEST LAP TIME : 2:06.930		DIFFERENCE : 0.000		
LAP	SECTOR 1	SECTOR 2	LAP TIME	MPH	DIFF	TIME OF DAY
1 -		54.913	2:20.678	55.78	13.748	16:30:34.018
2 -	1:15.895	54.289	2:10.184	60.28	3.254	16:32:44.202
3 -	1:14.153	53.468	2:07.621 (2)	61.49	0.691	16:34:51.823
4 -	1:15.052	53.178	2:08.230 (3)	61.20	1.300	16:37:00.053
5 -	1:14.529	53.708	2:08.237	61.19	1.307	16:39:08.290
6 -	1:13.926	53.004	2:06.930 (1)	61.82		16:41:15.220

P20 373 B		Robert PRICE (R)		Suzuki -		
IDEAL LAP TIME : 2:07.231		BEST LAP TIME : 2:07.231		DIFFERENCE : 0.000		
LAP	SECTOR 1	SECTOR 2	LAP TIME	MPH	DIFF	TIME OF DAY
1 -		56.564	2:24.481	54.31	17.250	16:30:37.821
2 -	1:17.772	56.534	2:14.306	58.43	7.075	16:32:52.127
3 -	1:16.155	55.809	2:11.964 (3)	59.47	4.733	16:35:04.091
4 -	1:14.800	55.284	2:10.084 (2)	60.33	2.853	16:37:14.175
5 -	1:13.404	53.827	2:07.231 (1)	61.68		16:39:21.406

P21 101 B		Glen TRIPP (R)		Honda - yaki too racing		
IDEAL LAP TIME : 2:07.662		BEST LAP TIME : 2:07.662		DIFFERENCE : 0.000		
LAP	SECTOR 1	SECTOR 2	LAP TIME	MPH	DIFF	TIME OF DAY
1 -		58.537	2:30.840	52.02	23.178	16:30:44.180
2 -	1:23.061	56.531	2:19.592	56.22	11.930	16:33:03.772
3 -	1:17.180	55.792	2:12.972 (3)	59.02	5.310	16:35:16.744
4 -	1:18.464	54.249	2:12.713 (2)	59.13	5.051	16:37:29.457
5 -	1:14.714	52.948	2:07.662 (1)	61.47		16:39:37.119

P22 37 C		Ricky WOODS		Suzuki - T & S Vehicle Repairs		
IDEAL LAP TIME : 2:16.729		BEST LAP TIME : 2:16.949		DIFFERENCE : 0.220		
LAP	SECTOR 1	SECTOR 2	LAP TIME	MPH	DIFF	TIME OF DAY
1 -		56.706	2:23.982	54.50	7.033	16:30:37.322
2 -	1:20.605	57.644	2:18.249 (3)	56.76	1.300	16:32:55.571
3 -	1:20.828	56.520	2:17.348 (2)	57.14	0.399	16:35:12.919
4 -	1:21.674	56.978	2:18.652	56.60	1.703	16:37:31.571
5 -	1:20.209	56.740	2:16.949 (1)	57.30		16:39:48.520

P23 196 B		Emma PETERSON (R)		Yamaha - Plus racing gear, Helmet city Chichester, WG Tyres B		
IDEAL LAP TIME : 2:18.312		BEST LAP TIME : 2:18.559		DIFFERENCE : 0.247		
LAP	SECTOR 1	SECTOR 2	LAP TIME	MPH	DIFF	TIME OF DAY
1 -		58.200	2:30.318	52.20	11.759	16:30:43.658
2 -	1:23.454	58.139	2:21.593 (3)	55.42	3.034	16:33:05.251
3 -	1:23.967	1:00.334	2:24.301	54.38	5.742	16:35:29.552
4 -	1:23.478	57.252	2:20.730 (2)	55.76	2.171	16:37:50.282
5 -	1:21.060	57.499	2:18.559 (1)	56.64		16:40:08.841

P24 851 B		George PRINOS (R)		Ducati - KAPPA PLANNING LTD		
IDEAL LAP TIME : 2:28.535		BEST LAP TIME : 2:28.928		DIFFERENCE : 0.393		
LAP	SECTOR 1	SECTOR 2	LAP TIME	MPH	DIFF	TIME OF DAY
1 -		1:06.274	2:43.241	48.07	14.313	16:30:56.581
2 -	1:29.609	1:03.418	2:33.027	51.28	4.099	16:33:29.608
3 -	1:29.214	1:03.288	2:32.502 (3)	51.46	3.574	16:36:02.110

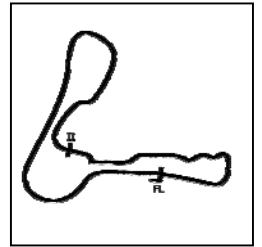
Weather / Track : Cloudy / Wet

Cadwell Park
Circuit Length = 2.1800 miles
Start: 16:28 Flag 16:39 End: 16:41

BMCRC - MRO Championships 2019 - Rnd 3 @ Cadwell Park

BMCRC Thunderbike Sport - B & C

RACE 10 - SECTOR ANALYSIS



SECTOR 1 = FL to I1, SECTOR 2 = I1 to FL, DIFF = Difference To Personal Best Lap, P = Crossed Finish Line in Pit Lane, D = Time Disallowed

4 - 1:26.909 **1:02.019** **2:28.928 (1)** **52.69** **16:38:31.038**
5 - **1:26.516** 1:03.911 2:30.427 (2) 52.17 1.499 16:41:01.465

P25 208 C		Adam NELSON		Ducati - Desmowerx		
IDEAL LAP TIME : 1:54.380		BEST LAP TIME : 1:54.930		DIFFERENCE : 0.550		
LAP	SECTOR 1	SECTOR 2	LAP TIME	MPH	DIFF	TIME OF DAY
1 -		51.177	2:08.082	61.27	13.152	16:30:21.422
2 -	1:08.221	50.218	1:58.439 (3)	66.26	3.509	16:32:19.861
3 -	1:07.170	50.128	1:57.298 (2)	66.90	2.368	16:34:17.159
4 -	1:06.429	48.501	1:54.930 (1)	68.28		16:36:12.089

BMCRC - MRO Championships 2019 - Rnd 3 @ Cadwell Park

BMCRC Thunderbike Sport - B & C

RACE 10 - BEST SECTORS

SECTOR 1			SECTOR 2			IDEAL / BEST COMPARISON						
POS	NO	NAME	TIME	NO	NAME	TIME	POS	NO	NAME	IDEAL	BEST	DIFF
									PERFECT LAP	1:48.333		
1	13	GREEN	1:02.649	217	STANIFORTH	45.684	1	217	STANIFORTH	1:48.477	1:48.811	0.334
2	217	STANIFORTH	1:02.793	13	GREEN	46.397	2	13	GREEN	1:49.046	1:49.520	0.474
3	54	JAMISON	1:03.434	54	JAMISON	47.031	3	54	JAMISON	1:50.465	1:50.924	0.459
4	92	GROVE	1:04.571	92	GROVE	47.315	4	92	GROVE	1:51.886	1:51.886	0.000
5	666	BEASLEY	1:04.577	135	INGHAM	47.735	5	666	BEASLEY	1:53.506	1:54.281	0.775
6	100	HOWTON	1:05.350	208	NELSON	48.501	6	135	INGHAM	1:54.020	1:54.389	0.369
7	104	ROBINSON (R)	1:05.856	104	ROBINSON (R)	48.545	7	208	NELSON	1:54.380	1:54.930	0.550
8	208	NELSON	1:05.879	17	DOWNES (R)	48.680	8	104	ROBINSON (R)	1:54.401	1:54.583	0.182
9	135	INGHAM	1:06.285	666	BEASLEY	48.929	9	100	HOWTON	1:54.870	1:55.874	1.004
10	85	KITE	1:06.918	100	HOWTON	49.520	10	17	DOWNES (R)	1:56.517	1:57.477	0.960
11	331	QUAYLE	1:07.032	148	WELSH	49.753	11	85	KITE	1:57.388	1:57.773	0.385
12	34	THOMAS (R)	1:07.650	34	THOMAS (R)	49.780	12	34	THOMAS (R)	1:57.430	1:57.430	0.000
13	17	DOWNES (R)	1:07.837	22	MAY	49.999	13	148	WELSH	1:57.790	1:57.790	0.000
14	148	WELSH	1:08.037	85	KITE	50.470	14	331	QUAYLE	1:58.322	1:59.177	0.855
15	22	MAY	1:09.479	331	QUAYLE	51.290	15	22	MAY	1:59.478	1:59.478	0.000
16	56	SOILLEUX	1:09.880	65	MOXON	51.474	16	56	SOILLEUX	2:01.426	2:02.108	0.682
17	624	FEDRICK (R)	1:10.366	56	SOILLEUX	51.546	17	65	MOXON	2:01.900	2:02.905	1.005
18	65	MOXON	1:10.426	624	FEDRICK (R)	51.558	18	624	FEDRICK (R)	2:01.924	2:02.357	0.433
19	51	BEESLEY	1:10.820	101	TRIPP (R)	52.948	19	51	BEESLEY	2:04.115	2:04.115	0.000
20	373	PRICE (R)	1:13.404	33	PARAPANOS (R)	53.004	20	33	PARAPANOS (R)	2:06.930	2:06.930	0.000
21	33	PARAPANOS (R)	1:13.926	51	BEESLEY	53.295	21	373	PRICE (R)	2:07.231	2:07.231	0.000
22	101	TRIPP (R)	1:14.714	373	PRICE (R)	53.827	22	101	TRIPP (R)	2:07.662	2:07.662	0.000
23	37	WOODS	1:20.209	37	WOODS	56.520	23	37	WOODS	2:16.729	2:16.949	0.220
24	196	PETERSON (R)	1:21.060	196	PETERSON (R)	57.252	24	196	PETERSON (R)	2:18.312	2:18.559	0.247
25	851	PRINOS (R)	1:26.516	851	PRINOS (R)	1:02.019	25	851	PRINOS (R)	2:28.535	2:28.928	0.393

Weather / Track : Cloudy / Wet

Results can be found at www.tsl-timing.com

Cadwell Park

Circuit Length = 2.1800 miles

Start: 16:28 Flag 16:39 End: 16:41

Printed - 16:44 Saturday, 27 April 2019


BMCRC - MRO Championships 2019 - Rnd 3 @ Cadwell Park

BMCRC Thunderbike Sport - A & C

RACE 18 - GRID (5 Laps)

ROW 10	28	183	Pete GIBSON	29	47	Thomas WATSON	1		
ROW 9	25	961	Jack SIM	26	37	Ricky WOODS	27	117	Jordan HARRIS
ROW 8	22	9	Karl COONEY	23	143	Robert DAVIE	24	100	Craig HOWTON
ROW 7	19	94	Steve SAINT	20	51	Paul BEESLEY	21	84	Ricardo BRANCO
ROW 6	16	85	Andrew KITE	17	48	Shaun WALLIS	18	22	Matthew MAY
ROW 5	13	0	Luke STANLEY	14	65	Andrew MOXON	15	66	Mark SMITH
ROW 4	10	148	Richie WELSH	11	11	Oliver JOHNSON	12	208	Adam NELSON
ROW 3	7	191	James SEATH	8	331	Illiam QUAYLE	9	171	Colin CLUNE
ROW 2	4	90	Edward WATSON	5	81	Malvern MAY	6	76	Phillip RODGERS
ROW 1	1	93	Jack WALLIS	2	135	Daniel INGHAM	3	74	Daniel SINGLETON

Pole



Cadwell Park
Circuit Length = 2.1800 miles

These results are provisional until the conclusion of any judicial and technical matters.

Clerk Of Course :		Timekeeper :
-------------------	--	--------------

Results can be found at www.tsl-timing.com

Printed - 16:43 Saturday, 27 April 2019



BMCRC - MRO Championships 2019 - Rnd 3 @ Cadwell Park

BMCRC Thunderbike Sport - A & C

RACE 18 - CLASSIFICATION

POS	NO	CL	PIC NAME	ENTRY	LAPS	TIME	GAP	DIFF	MPH	BEST	ON
1	93	A	1 Jack WALLIS	Yamaha - Watling Tyres	5	9:00.018			72.66	1:45.255	5
2	135	C	1 Daniel INGHAM	Suzuki - Derek Jones Butchers	5	9:03.563	3.545	3.545	72.19	1:46.432	3
3	961	A	2 Jack SIM	Yamaha -	5	9:27.611	27.593	24.048	69.13	1:49.759	5
4	331	C	2 Illiam QUAYLE	Suzuki -	5	9:30.616	30.598	3.005	68.76	1:50.603	5
5	90	C	3 Edward WATSON	Yamaha - Motorsportdays.com TEA Time Racing	5	9:30.925	30.907	0.309	68.73	1:52.065	5
6	191	A	3 James SEATH	Kawasaki - Ovenden Earthmoving	5	9:32.260	32.242	1.335	68.57	1:51.645	4
7	76	C	4 Phillip RODGERS	Suzuki - pinbadgelab.co.uk	5	9:33.720	33.702	1.460	68.39	1:52.093	3
8	85	C	5 Andrew KITE	Ducati - Red Rebel Racing	5	9:34.156	34.138	0.436	68.34	1:49.808	4
9	148	C	6 Richie WELSH	Yamaha - EDEN'S EXPERIENCES/PETER FLEMIN	5	9:34.889	34.871	0.733	68.25	1:51.675	4
10	81*	A	4 Malvern MAY	Honda -	5	9:46.844	46.826	11.955	66.86	1:51.833	4
11	48	A	5 Shaun WALLIS	Yamaha - Watling Tyres	5	9:51.481	51.463	4.637	66.34	1:53.140	5
12	51	C	7 Paul BEESLEY	Yamaha -	5	9:53.063	53.045	1.582	66.16	1:54.596	5
13	65	C	8 Andrew MOXON	Yamaha - Suzanne Moxon	5	9:56.210	56.192	3.147	65.81	1:55.091	5
14	171	A	6 Colin CLUNE	Suzuki -	5	9:57.515	57.497	1.305	65.67	1:56.698	3
15	94	A	7 Steve SAINT	Yamaha - me	5	10:01.960	1:01.942	4.445	65.18	1:57.316	5
16	22	C	9 Matthew MAY	Honda - Tliehurst Glass Racing	5	10:05.413	1:05.395	3.453	64.81	1:56.842	5
17	37	C	10 Ricky WOODS	Suzuki - T & S Vehicle Repairs	5	10:06.129	1:06.111	0.716	64.73	1:57.029	5
18	84	A	8 Ricardo BRANCO	Yamaha - IMP Racing	5	10:17.770	1:17.752	11.641	63.51	2:00.826	2
19	66	A	9 Mark SMITH	Yamaha - MHP EXHAUST S	5	10:45.745	1:45.727	27.975	60.76	2:05.546	2

NOT CLASSIFIED

DNF	74	A	Daniel SINGLETON	Honda - Bambino Developments Racing	4	7:08.996	1 Lap	1 Lap	73.17	1:44.026	4
DNF	0	A	Luke STANLEY	Suzuki - Urban Race Tribe	3	5:53.994	2 Laps	1 Lap	66.51	1:55.261	2
DNF	100	C	Craig HOWTON	Honda - Me	1	1:57.083	4 Laps	2 Laps	67.02		
DNF	11	A	Oliver JOHNSON	Kawasaki -	0						
DNF	208	C	Adam NELSON	Ducati - Desmowerx	0						
DNF	9	C	Karl COONEY	Kawasaki - Edlasia	0						
DNF	143	A	Robert DAVIE	Suzuki -	0						
DNF	117	C	Jordan HARRIS	Suzuki - Steve Jordan Motorcycles	0						
DNF	183	A	Pete GIBSON	Honda -	0						
DNF	47	A	Thomas WATSON	Yamaha - Motorsportdays.com TEA Time Racing	0						

FASTEST LAP

74	A	Daniel SINGLETON	Honda - Bambino Developments Racing	4	1:44.026	75.44 mph	121.41 kph
135	C	Daniel INGHAM	Suzuki - Derek Jones Butchers	3	1:46.432	73.73 mph	118.66 kph

No. 81 - 10 second penalty, jump start
 Class A - 92.5% of Race Speed = 67.21 mph
 Class C - 92.5% of Race Speed = 66.77 mph

Cadwell Park
 Circuit Length = 2.1800 miles
 Start: 18:02 Flag 18:11 End: 18:14

Weather / Track : Cloudy / Drying

These results are provisional until the conclusion of any judicial and technical matters.

Clerk Of Course :	Timekeeper :
-------------------	--------------

Results can be found at www.tsl-timing.com

Printed - 18:15 Saturday, 27 April 2019



BMCRC - MRO Championships 2019 - Rnd 3 @ Cadwell Park

BMCRC Thunderbike Sport - A & C

RACE 18 - LAP CHART

LAP 1 @ 18:04:29.602

NO	BEHIND	LAP TIME
74		1:54.189
135	1.166	1:55.355
93	1.508	1:55.697
100	2.894	1:57.083
90	5.381	1:59.570
191	6.184	2:00.373
331	7.421	2:01.610
0	7.568	2:01.757
76	8.969	2:03.158
961	9.443	2:03.632
81	9.579	2:03.768
65	10.227	2:04.416
148	10.414	2:04.603
85	10.725	2:04.914
22	13.772	2:07.961
94	14.434	2:08.623
51	14.709	2:08.898
171	15.159	2:09.348
48	15.486	2:09.675
84	17.085	2:11.274
37	18.460	2:12.649
66	20.968	2:15.157

LAP 2 @ 18:06:15.771

NO	BEHIND	LAP TIME
74		1:46.169
93	1.600	1:46.261
135	2.419	1:47.422
90	13.024	1:53.812
331	14.737	1:53.485
961	15.291	1:52.017
191	15.319	1:55.304
0	16.660	1:55.261
76	16.834	1:54.034
81	17.606	1:54.196
148	18.279	1:54.034
85	20.729	1:56.173
65	22.742	1:58.684
51	24.401	1:55.861
171	26.484	1:57.494
22	28.518	2:00.915
94	28.778	2:00.513
48	28.875	1:59.558
84	31.742	2:00.826
37	32.619	2:00.328
66	40.345	2:05.546

LAP 3 @ 18:08:00.383

NO	BEHIND	LAP TIME
74		1:44.612
93	3.453	1:46.465
135	4.239	1:46.432
90	21.534	1:53.122
961	22.570	1:51.891
331	22.801	1:52.676
191	23.905	1:53.198
76	24.315	1:52.093
81	25.727	1:52.733
148	26.032	1:52.365
85	28.511	1:52.394
0	29.024	1:56.976

65	36.928	1:58.798
51	37.688	1:57.899
171	38.570	1:56.698
48	39.056	1:54.793
94	42.049	1:57.883
22	44.661	2:00.755
37	46.448	1:58.441
84	48.656	2:01.526
66	1:03.992	2:08.259

LAP 4 @ 18:09:44.409

NO	BEHIND	LAP TIME
74		1:44.026
93	5.767	1:46.340
135	6.946	1:46.733
961	28.856	1:50.312
90	29.864	1:52.356
331	31.017	1:52.242
191	31.524	1:51.645
76	32.454	1:52.165
81	33.534	1:51.833
148	33.681	1:51.675
85	34.293	1:49.808
48	49.345	1:54.315
51	49.471	1:55.809
171	51.646	1:57.102
65	52.123	1:59.221
94	55.648	1:57.625
22	59.575	1:58.940
37	1:00.104	1:57.682
84	1:06.281	2:01.651
66	1:28.079	2:08.113

LAP 5 @ 18:11:35.431

NO	BEHIND	LAP TIME
93		1:45.255
135	3.545	1:47.621
961	27.593	1:49.759
331	30.598	1:50.603
90	30.907	1:52.065
191	32.242	1:51.740
76	33.702	1:52.270
85	34.138	1:50.867
148	34.871	1:52.212
81	36.826	1:54.314
48	51.463	1:53.140
51	53.045	1:54.596
65	56.192	1:55.091
171	57.497	1:56.873
94	1:01.942	1:57.316
22	1:05.395	1:56.842
37	1:06.111	1:57.029
84	1:17.752	2:02.493
66	1:45.727	2:08.670

Weather / Track : Cloudy / Drying

Results can be found at www.tsl-timing.com

Cadwell Park

Circuit Length = 2.1800 miles

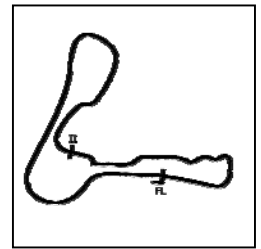
Start: 18:02 Flag 18:11 End: 18:14

Printed - 18:17 Saturday, 27 April 2019

BMCRC - MRO Championships 2019 - Rnd 3 @ Cadwell Park

BMCRC Thunderbike Sport - A & C

RACE 18 - SECTOR ANALYSIS



SECTOR 1 = FL to I1, SECTOR 2 = I1 to FL, DIFF = Difference To Personal Best Lap, P = Crossed Finish Line in Pit Lane, D = Time Disallowed

P1 93 A		Jack WALLIS		Yamaha - Watling Tyres		
IDEAL LAP TIME : 1:44.964		BEST LAP TIME : 1:45.255		DIFFERENCE : 0.291		
LAP	SECTOR 1	SECTOR 2	LAP TIME	MPH	DIFF	TIME OF DAY
1 -		45.783	1:55.697	67.83	10.442	18:04:31.110
2 -	1:01.743	44.518	1:46.261 (2)	73.85	1.006	18:06:17.371
3 -	1:01.577	44.888	1:46.465	73.71	1.210	18:08:03.836
4 -	1:02.195	44.145	1:46.340 (3)	73.80	1.085	18:09:50.176
5 -	1:00.819	44.436	1:45.255 (1)	74.56		18:11:35.431

P2 135 C		Daniel INGHAM		Suzuki - Derek Jones Butchers		
IDEAL LAP TIME : 1:45.795		BEST LAP TIME : 1:46.432		DIFFERENCE : 0.637		
LAP	SECTOR 1	SECTOR 2	LAP TIME	MPH	DIFF	TIME OF DAY
1 -		45.711	1:55.355	68.03	8.923	18:04:30.768
2 -	1:02.397	45.025	1:47.422 (3)	73.05	0.990	18:06:18.190
3 -	1:01.225	45.207	1:46.432 (1)	73.73		18:08:04.622
4 -	1:01.863	44.870	1:46.733 (2)	73.52	0.301	18:09:51.355
5 -	1:00.925	46.696	1:47.621	72.92	1.189	18:11:38.976

P3 961 A		Jack SIM		Yamaha -		
IDEAL LAP TIME : 1:49.009		BEST LAP TIME : 1:49.759		DIFFERENCE : 0.750		
LAP	SECTOR 1	SECTOR 2	LAP TIME	MPH	DIFF	TIME OF DAY
1 -		47.918	2:03.632	63.47	13.873	18:04:39.045
2 -	1:04.640	47.377	1:52.017	70.06	2.258	18:06:31.062
3 -	1:03.936	47.955	1:51.891 (3)	70.14	2.132	18:08:22.953
4 -	1:04.176	46.136	1:50.312 (2)	71.14	0.553	18:10:13.265
5 -	1:02.873	46.886	1:49.759 (1)	71.50		18:12:03.024

P4 331 C		Illiam QUAYLE		Suzuki -		
IDEAL LAP TIME : 1:50.603		BEST LAP TIME : 1:50.603		DIFFERENCE : 0.000		
LAP	SECTOR 1	SECTOR 2	LAP TIME	MPH	DIFF	TIME OF DAY
1 -		49.298	2:01.610	64.53	11.007	18:04:37.023
2 -	1:04.718	48.767	1:53.485	69.15	2.882	18:06:30.508
3 -	1:04.300	48.376	1:52.676 (3)	69.65	2.073	18:08:23.184
4 -	1:04.386	47.856	1:52.242 (2)	69.92	1.639	18:10:15.426
5 -	1:03.167	47.436	1:50.603 (1)	70.95		18:12:06.029

P5 90 C		Edward WATSON		Yamaha - Motorsportdays.com TEA Time Racing		
IDEAL LAP TIME : 1:51.702		BEST LAP TIME : 1:52.065		DIFFERENCE : 0.363		
LAP	SECTOR 1	SECTOR 2	LAP TIME	MPH	DIFF	TIME OF DAY
1 -		48.344	1:59.570	65.63	7.505	18:04:34.983
2 -	1:05.720	48.092	1:53.812	68.95	1.747	18:06:28.795
3 -	1:05.735	47.387	1:53.122 (3)	69.37	1.057	18:08:21.917
4 -	1:05.182	47.174	1:52.356 (2)	69.85	0.291	18:10:14.273
5 -	1:04.528	47.537	1:52.065 (1)	70.03		18:12:06.338

P6 191 A		James SEATH		Kawasaki - Ovenden Earthmoving		
IDEAL LAP TIME : 1:51.079		BEST LAP TIME : 1:51.645		DIFFERENCE : 0.566		
LAP	SECTOR 1	SECTOR 2	LAP TIME	MPH	DIFF	TIME OF DAY
1 -		48.313	2:00.373	65.19	8.728	18:04:35.786
2 -	1:06.756	48.548	1:55.304	68.06	3.659	18:06:31.090
3 -	1:05.975	47.223	1:53.198 (3)	69.33	1.553	18:08:24.288
4 -	1:05.081	46.564	1:51.645 (1)	70.29		18:10:15.933
5 -	1:04.515	47.225	1:51.740 (2)	70.23	0.095	18:12:07.673

P7 76 C		Phillip RODGERS		Suzuki - pinbadgelab.co.uk		
IDEAL LAP TIME : 1:51.889		BEST LAP TIME : 1:52.093		DIFFERENCE : 0.204		
LAP	SECTOR 1	SECTOR 2	LAP TIME	MPH	DIFF	TIME OF DAY
1 -		48.313	2:00.373	65.19	8.728	18:04:35.786
2 -	1:06.756	48.548	1:55.304	68.06	3.659	18:06:31.090
3 -	1:05.975	47.223	1:53.198 (3)	69.33	1.553	18:08:24.288
4 -	1:05.081	46.564	1:51.645 (1)	70.29		18:10:15.933
5 -	1:04.515	47.225	1:51.740 (2)	70.23	0.095	18:12:07.673

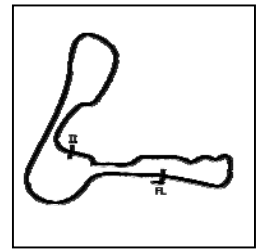
Weather / Track : Cloudy / Drying

Cadwell Park
Circuit Length = 2.1800 miles
Start: 18:02 Flag 18:11 End: 18:14

BMCRC - MRO Championships 2019 - Rnd 3 @ Cadwell Park

BMCRC Thunderbike Sport - A & C

RACE 18 - SECTOR ANALYSIS



SECTOR 1 = FL to I1, SECTOR 2 = I1 to FL, DIFF = Difference To Personal Best Lap, P = Crossed Finish Line in Pit Lane, D = Time Disallowed

1 -		48.537	2:03.158	63.72	11.065	18:04:38.571
2 -	1:05.708	48.326	1:54.034	68.82	1.941	18:06:32.605
3 -	1:04.852	47.241	1:52.093 (1)	70.01		18:08:24.698
4 -	1:05.040	47.125	1:52.165 (2)	69.96	0.072	18:10:16.863
5 -	1:04.764	47.506	1:52.270 (3)	69.90	0.177	18:12:09.133

P8	85 C	Andrew KITE	Ducati - Red Rebel Racing			
IDEAL LAP TIME : 1:49.808		BEST LAP TIME : 1:49.808	DIFFERENCE : 0.000			
LAP	SECTOR 1	SECTOR 2	LAP TIME	MPH	DIFF	TIME OF DAY

1 -		49.175	2:04.914	62.82	15.106	18:04:40.327
2 -	1:06.995	49.178	1:56.173	67.55	6.365	18:06:36.500
3 -	1:04.156	48.238	1:52.394 (3)	69.82	2.586	18:08:28.894
4 -	1:02.624	47.184	1:49.808 (1)	71.47		18:10:18.702
5 -	1:03.282	47.585	1:50.867 (2)	70.78	1.059	18:12:09.569

P9	148 C	Richie WELSH	Yamaha - EDEN'S EXPERIENCES/PETER FLEMING			
IDEAL LAP TIME : 1:51.153		BEST LAP TIME : 1:51.675	DIFFERENCE : 0.522			
LAP	SECTOR 1	SECTOR 2	LAP TIME	MPH	DIFF	TIME OF DAY

1 -		47.489	2:04.603	62.98	12.928	18:04:40.016
2 -	1:07.243	46.791	1:54.034	68.82	2.359	18:06:34.050
3 -	1:05.585	46.780	1:52.365 (3)	69.84	0.690	18:08:26.415
4 -	1:04.649	47.026	1:51.675 (1)	70.27		18:10:18.090
5 -	1:05.708	46.504	1:52.212 (2)	69.93	0.537	18:12:10.302

P10	81 A	Malvern MAY	Honda -			
IDEAL LAP TIME : 1:51.833		BEST LAP TIME : 1:51.833	DIFFERENCE : 0.000			
LAP	SECTOR 1	SECTOR 2	LAP TIME	MPH	DIFF	TIME OF DAY

1 -		48.842	2:03.768	63.40	11.935	18:04:39.181
2 -	1:05.919	48.277	1:54.196 (3)	68.72	2.363	18:06:33.377
3 -	1:05.575	47.158	1:52.733 (2)	69.61	0.900	18:08:26.110
4 -	1:04.784	47.049	1:51.833 (1)	70.17		18:10:17.943
5 -	1:06.639	47.675	1:54.314	68.65	2.481	18:12:12.257

P11	48 A	Shaun WALLIS	Yamaha - Watling Tyres			
IDEAL LAP TIME : 1:53.140		BEST LAP TIME : 1:53.140	DIFFERENCE : 0.000			
LAP	SECTOR 1	SECTOR 2	LAP TIME	MPH	DIFF	TIME OF DAY

1 -		50.930	2:09.675	60.52	16.535	18:04:45.088
2 -	1:09.027	50.531	1:59.558	65.64	6.418	18:06:44.646
3 -	1:07.447	47.346	1:54.793 (3)	68.36	1.653	18:08:39.439
4 -	1:06.880	47.435	1:54.315 (2)	68.65	1.175	18:10:33.754
5 -	1:06.471	46.669	1:53.140 (1)	69.36		18:12:26.894

P12	51 C	Paul BEESLEY	Yamaha -			
IDEAL LAP TIME : 1:54.596		BEST LAP TIME : 1:54.596	DIFFERENCE : 0.000			
LAP	SECTOR 1	SECTOR 2	LAP TIME	MPH	DIFF	TIME OF DAY

1 -		50.995	2:08.898	60.88	14.302	18:04:44.311
2 -	1:06.448	49.413	1:55.861 (3)	67.73	1.265	18:06:40.172
3 -	1:07.710	50.189	1:57.899	66.56	3.303	18:08:38.071
4 -	1:06.304	49.505	1:55.809 (2)	67.76	1.213	18:10:33.880
5 -	1:05.863	48.733	1:54.596 (1)	68.48		18:12:28.476

P13	65 C	Andrew MOXON	Yamaha - Suzanne Moxon			
IDEAL LAP TIME : 1:55.054		BEST LAP TIME : 1:55.091	DIFFERENCE : 0.037			
LAP	SECTOR 1	SECTOR 2	LAP TIME	MPH	DIFF	TIME OF DAY

1 -		49.016	2:04.416	63.07	9.325	18:04:39.829
2 -	1:07.316	51.368	1:58.684 (2)	66.12	3.593	18:06:38.513
3 -	1:08.677	50.121	1:58.798 (3)	66.06	3.707	18:08:37.311
4 -	1:08.748	50.473	1:59.221	65.82	4.130	18:10:36.532

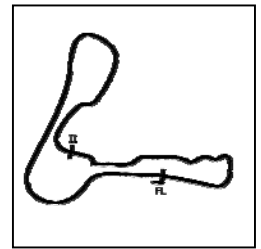
Weather / Track : Cloudy / Drying

Cadwell Park
Circuit Length = 2.1800 miles
Start: 18:02 Flag 18:11 End: 18:14

BMCRC - MRO Championships 2019 - Rnd 3 @ Cadwell Park

BMCRC Thunderbike Sport - A & C

RACE 18 - SECTOR ANALYSIS



SECTOR 1 = FL to I1, SECTOR 2 = I1 to FL, DIFF = Difference To Personal Best Lap, P = Crossed Finish Line in Pit Lane, D = Time Disallowed

5 - 1:06.038 49.053 1:55.091 (1) 68.19 18:12:31.623

P14 171 A Colin CLUNE			Suzuki -			
IDEAL LAP TIME : 1:56.614		BEST LAP TIME : 1:56.698		DIFFERENCE : 0.084		
LAP	SECTOR 1	SECTOR 2	LAP TIME	MPH	DIFF	TIME OF DAY
1 -		50.737	2:09.348	60.67	12.650	18:04:44.761
2 -	1:08.210	49.284	1:57.494	66.79	0.796	18:06:42.255
3 -	1:07.590	49.108	1:56.698 (1)	67.25		18:08:38.953
4 -	1:07.719	49.383	1:57.102 (3)	67.01	0.404	18:10:36.055
5 -	1:07.849	49.024	1:56.873 (2)	67.15	0.175	18:12:32.928

P15 94 A Steve SAINT			Yamaha - me			
IDEAL LAP TIME : 1:57.213		BEST LAP TIME : 1:57.316		DIFFERENCE : 0.103		
LAP	SECTOR 1	SECTOR 2	LAP TIME	MPH	DIFF	TIME OF DAY
1 -		50.417	2:08.623	61.01	11.307	18:04:44.036
2 -	1:09.671	50.842	2:00.513	65.12	3.197	18:06:44.549
3 -	1:08.933	48.950	1:57.883 (3)	66.57	0.567	18:08:42.432
4 -	1:08.294	49.331	1:57.625 (2)	66.72	0.309	18:10:40.057
5 -	1:08.397	48.919	1:57.316 (1)	66.89		18:12:37.373

P16 22 C Matthew MAY			Honda - Tliehurst Glass Racing			
IDEAL LAP TIME : 1:56.842		BEST LAP TIME : 1:56.842		DIFFERENCE : 0.000		
LAP	SECTOR 1	SECTOR 2	LAP TIME	MPH	DIFF	TIME OF DAY
1 -		50.386	2:07.961	61.33	11.119	18:04:43.374
2 -	1:09.450	51.465	2:00.915	64.90	4.073	18:06:44.289
3 -	1:09.858	50.897	2:00.755 (3)	64.99	3.913	18:08:45.044
4 -	1:09.203	49.737	1:58.940 (2)	65.98	2.098	18:10:43.984
5 -	1:07.705	49.137	1:56.842 (1)	67.16		18:12:40.826

P17 37 C Ricky WOODS			Suzuki - T & S Vehicle Repairs			
IDEAL LAP TIME : 1:57.029		BEST LAP TIME : 1:57.029		DIFFERENCE : 0.000		
LAP	SECTOR 1	SECTOR 2	LAP TIME	MPH	DIFF	TIME OF DAY
1 -		51.172	2:12.649	59.16	15.620	18:04:48.062
2 -	1:09.291	51.037	2:00.328	65.22	3.299	18:06:48.390
3 -	1:08.648	49.793	1:58.441 (3)	66.26	1.412	18:08:46.831
4 -	1:07.614	50.068	1:57.682 (2)	66.68	0.653	18:10:44.513
5 -	1:07.467	49.562	1:57.029 (1)	67.06		18:12:41.542

P18 84 A Ricardo BRANCO			Yamaha - IMP Racing			
IDEAL LAP TIME : 2:00.826		BEST LAP TIME : 2:00.826		DIFFERENCE : 0.000		
LAP	SECTOR 1	SECTOR 2	LAP TIME	MPH	DIFF	TIME OF DAY
1 -		51.372	2:11.274	59.78	10.448	18:04:46.687
2 -	1:09.863	50.963	2:00.826 (1)	64.95		18:06:47.513
3 -	1:10.166	51.360	2:01.526 (2)	64.57	0.700	18:08:49.039
4 -	1:09.937	51.714	2:01.651 (3)	64.51	0.825	18:10:50.690
5 -	1:10.590	51.903	2:02.493	64.06	1.667	18:12:53.183

P19 66 A Mark SMITH			Yamaha - MHP EXHAUST S			
IDEAL LAP TIME : 2:05.348		BEST LAP TIME : 2:05.546		DIFFERENCE : 0.198		
LAP	SECTOR 1	SECTOR 2	LAP TIME	MPH	DIFF	TIME OF DAY
1 -		53.831	2:15.157	58.06	9.611	18:04:50.570
2 -	1:11.686	53.860	2:05.546 (1)	62.51		18:06:56.116
3 -	1:13.774	54.485	2:08.259 (3)	61.18	2.713	18:09:04.375
4 -	1:14.451	53.662	2:08.113 (2)	61.25	2.567	18:11:12.488
5 -	1:14.027	54.643	2:08.670	60.99	3.124	18:13:21.158

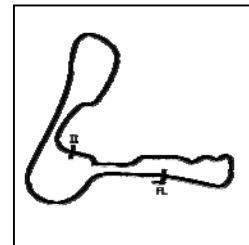
Weather / Track : Cloudy / Drying

Cadwell Park
Circuit Length = 2.1800 miles
Start: 18:02 Flag 18:11 End: 18:14

BMCRC - MRO Championships 2019 - Rnd 3 @ Cadwell Park

BMCRC Thunderbike Sport - A & C

RACE 18 - SECTOR ANALYSIS



SECTOR 1 = FL to I1, SECTOR 2 = I1 to FL, DIFF = Difference To Personal Best Lap, P = Crossed Finish Line in Pit Lane, D = Time Disallowed

P20 74 A Daniel SINGLETON		Honda - Bambino Developments Racing				
IDEAL LAP TIME : 1:44.026		BEST LAP TIME : 1:44.026		DIFFERENCE : 0.000		
LAP	SECTOR 1	SECTOR 2	LAP TIME	MPH	DIFF	TIME OF DAY
1 -		45.073	1:54.189	68.72	10.163	18:04:29.602
2 -	1:01.747	44.422	1:46.169 (3)	73.92	2.143	18:06:15.771
3 -	1:00.778	43.834	1:44.612 (2)	75.02	0.586	18:08:00.383
4 -	1:00.328	43.698	1:44.026 (1)	75.44		18:09:44.409

P21 0 A Luke STANLEY		Suzuki - Urban Race Tribe				
IDEAL LAP TIME : 1:53.935		BEST LAP TIME : 1:55.261		DIFFERENCE : 1.326		
LAP	SECTOR 1	SECTOR 2	LAP TIME	MPH	DIFF	TIME OF DAY
1 -		47.452	2:01.757	64.45	6.496	18:04:37.170
2 -	1:06.483	48.778	1:55.261 (1)	68.08		18:06:32.431
3 -	1:07.929	49.047	1:56.976 (2)	67.09	1.715	18:08:29.407

P22 100 C Craig HOWTON		Honda - Me				
IDEAL LAP TIME : 1:47.086		BEST LAP TIME :		DIFFERENCE :		
LAP	SECTOR 1	SECTOR 2	LAP TIME	MPH	DIFF	TIME OF DAY
1 -		45.881	1:57.083	67.02		18:04:32.496

BMCRC - MRO Championships 2019 - Rnd 3 @ Cadwell Park

BMCRC Thunderbike Sport - A & C

RACE 18 - BEST SECTORS

SECTOR 1			SECTOR 2			IDEAL / BEST COMPARISON						
POS	NO	NAME	TIME	NO	NAME	TIME	POS	NO	NAME	IDEAL	BEST	DIFF
									PERFECT LAP	1:44.026		
1	74	SINGLETON	1:00.328	74	SINGLETON	43.698	1	74	SINGLETON	1:44.026	1:44.026	0.000
2	93	WALLIS	1:00.819	93	WALLIS	44.145	2	93	WALLIS	1:44.964	1:45.255	0.291
3	135	INGHAM	1:00.925	135	INGHAM	44.870	3	135	INGHAM	1:45.795	1:46.432	0.637
4	100	HOWTON	1:01.205	100	HOWTON	45.881	4	100	HOWTON	1:47.086		
5	85	KITE	1:02.624	961	SIM	46.136	5	961	SIM	1:49.009	1:49.759	0.750
6	961	SIM	1:02.873	148	WELSH	46.504	6	85	KITE	1:49.808	1:49.808	0.000
7	331	QUAYLE	1:03.167	191	SEATH	46.564	7	331	QUAYLE	1:50.603	1:50.603	0.000
8	191	SEATH	1:04.515	48	WALLIS	46.669	8	191	SEATH	1:51.079	1:51.645	0.566
9	90	WATSON	1:04.528	81	MAY	47.049	9	148	WELSH	1:51.153	1:51.675	0.522
10	148	WELSH	1:04.649	76	RODGERS	47.125	10	90	WATSON	1:51.702	1:52.065	0.363
11	76	RODGERS	1:04.764	90	WATSON	47.174	11	81	MAY	1:51.833	1:51.833	0.000
12	81	MAY	1:04.784	85	KITE	47.184	12	76	RODGERS	1:51.889	1:52.093	0.204
13	51	BEESLEY	1:05.863	331	QUAYLE	47.436	13	48	WALLIS	1:53.140	1:53.140	0.000
14	65	MOXON	1:06.038	0	STANLEY	47.452	14	0	STANLEY	1:53.935	1:55.261	1.326
15	48	WALLIS	1:06.471	51	BEESLEY	48.733	15	51	BEESLEY	1:54.596	1:54.596	0.000
16	0	STANLEY	1:06.483	94	SAINT	48.919	16	65	MOXON	1:55.054	1:55.091	0.037
17	37	WOODS	1:07.467	65	MOXON	49.016	17	171	CLUNE	1:56.614	1:56.698	0.084
18	171	CLUNE	1:07.590	171	CLUNE	49.024	18	22	MAY	1:56.842	1:56.842	0.000
19	22	MAY	1:07.705	22	MAY	49.137	19	37	WOODS	1:57.029	1:57.029	0.000
20	94	SAINT	1:08.294	37	WOODS	49.562	20	94	SAINT	1:57.213	1:57.316	0.103
21	84	BRANCO	1:09.863	84	BRANCO	50.963	21	84	BRANCO	2:00.826	2:00.826	0.000
22	66	SMITH	1:11.686	66	SMITH	53.662	22	66	SMITH	2:05.348	2:05.546	0.198
23												
24												
25												
26												
27												
28												
29												

BMCRC - MRO Championships 2019 - Rnd 3 @ Cadwell Park

BMCRC Thunderbike Sport - A & B

RACE 1 - GRID (9 Laps)

ROW 11	31	199	Michael FROST	1		1								
ROW 10		28	34	Dan THOMAS (R)	29	47	Thomas WATSON	30	373	Robert PRICE (R)				
ROW 9		25	196	Emma PETERSON (R)	2:31.470	26	851	George PRINOS (R)	2:42.160	27	66	Mark SMITH		
ROW 8			22	94	Steve SAINT	2:14.694	23	33	Peter PARAPANOS (R)	2:14.758	24	48	Shaun WALLIS	2:30.816
ROW 7		19	961	Jack SIM	2:12.693	20	101	Glen TRIPP (R)	2:14.331	21	74	Daniel SINGLETON	2:14.639	
ROW 6			16	624	Matthew FEDRICK (R)	2:04.465	17	143	Robert DAVIE	2:05.360	18	84	Ricardo BRANCO	2:09.596
ROW 5		13	11	Oliver JOHNSON	2:02.092	14	191	James SEATH	2:03.168	15	56	Jason SOILLEUX	2:03.884	
ROW 4			10	17	Tommy DOWNES (R)	1:58.774	11	0	Luke STANLEY	2:00.465	12	171	Colin CLUNE	2:00.842
ROW 3		7	92	Duncan GROVE	1:56.753	8	183	Pete GIBSON	1:57.116	9	81	Malvern MAY	1:58.506	
ROW 2			4	13	Wii GREEN	1:53.219	5	104	Alex ROBINSON (R)	1:55.750	6	666	Shane BEASLEY	1:56.657
ROW 1		1	217	Aaron STANIFORTH	1:49.154	2	93	Jack WALLIS	1:51.087	3	54	Adam JAMISON	1:52.326	
				Pole										

Cadwell Park
Circuit Length = 2.1800 miles

These results are provisional until the conclusion of any judicial and technical matters.

Clerk Of Course :		Timekeeper :
-------------------	--	--------------

Results can be found at www.tsl-timing.com

Printed - 18:20 Saturday, 27 April 2019



BMCRC - MRO Championships 2019 - Rnd 3 @ Cadwell Park



BMCRC Thunderbike Sport - A & B

RACE 1 - CLASSIFICATION

POS	NO	CL	PIC NAME	ENTRY	LAPS	TIME	GAP	DIFF	MPH	BEST	ON
1	217	B	1 Aaron STANIFORTH	Honda - Paxford garage	9	16:48.209			70.05	1:49.950	9
2	54	B	2 Adam JAMISON	Yamaha - AJ Racing	9	16:50.340	2.131	2.131	69.90	1:49.820	8
3	13	B	3 Wll GREEN	Suzuki - Faith Fueled Racing	9	17:17.218	29.009	26.878	68.09	1:52.508	3
4	104	B	4 Alex ROBINSON (R)	Honda - Boa	9	17:53.389	1:05.180	36.171	65.80	1:52.402	9
5	666	B	5 Shane BEASLEY	Yamaha -	9	17:57.705	1:09.496	4.316	65.53	1:56.270	8
6	81	A	1 Malvern MAY	Honda -	9	18:05.834	1:17.625	8.129	65.04	1:56.414	6
7	183	A	2 Pete GIBSON	Honda -	9	18:10.515	1:22.306	4.681	64.76	1:54.791	8
8	0	A	3 Luke STANLEY	Suzuki - Urban Race Tribe	9	18:18.979	1:30.770	8.464	64.27	1:58.777	7
9	191	A	4 James SEATH	Kawasaki - Ovenden Earthmoving	9	18:27.497	1:39.288	8.518	63.77	1:58.626	7
10	11	A	5 Oliver JOHNSON	Kawasaki -	9	18:28.216	1:40.007	0.719	63.73	1:57.515	8
11	56	B	6 Jason SOILLEUX	Ducati -	9	18:36.777	1:48.568	8.561	63.24	1:59.173	7
12	171	A	6 Colin CLUNE	Suzuki -	9	18:41.352	1:53.143	4.575	62.98	2:02.287	6
13	34	B	7 Dan THOMAS (R)	Suzuki -	8	16:49.046	1 Lap	1 Lap	62.22	2:00.093	8
14	624	B	8 Matthew FEDRICK (R)	Yamaha - Matthew Fedrick farriers ltd	8	16:50.525	1 Lap	1.479	62.13	2:04.071	3
15	143	A	7 Robert DAVIE	Suzuki -	8	17:00.621	1 Lap	10.096	61.51	2:01.690	6
16	961	A	8 Jack SIM	Yamaha -	8	17:32.362	1 Lap	31.741	59.66	2:08.384	7
17	66	A	9 Mark SMITH	Yamaha - MHP EXHAUST S	8	17:32.498	1 Lap	0.136	59.65	2:08.233	7
18	48	A	10 Shaun WALLIS	Yamaha - Watling Tyres	8	17:32.857	1 Lap	0.359	59.63	2:08.211	8
19	84	A	11 Ricardo BRANCO	Yamaha - IMP Racing	8	17:44.376	1 Lap	11.519	58.98	2:10.004	6
20	101	B	9 Glen TRIPP (R)	Honda - yaki too racing	8	17:50.956	1 Lap	6.580	58.62	2:08.273	8
21	33	B	10 Peter PARAPANOS (R)	Honda -	8	17:59.060	1 Lap	8.104	58.18	2:09.919	7
22	196	B	11 Emma PETERSON (R)	Yamaha - Plus racing gear, Helmet city Chichester,	8	18:37.639	1 Lap	38.579	56.17	2:12.659	6

NOT CLASSIFIED

DNF	93	A	Jack WALLIS	Yamaha - Watling Tyres	8	14:57.181	1 Lap		69.97	1:49.358	8
DNF	373	B	Robert PRICE (R)	Suzuki -	6	14:03.641	3 Laps	2 Laps	55.81	2:14.526	4
DNF	74	A	Daniel SINGLETON	Honda - Bambino Developments Racing	5	9:29.390	4 Laps	1 Lap	68.91	1:50.142	4
DNF	17	B	Tommy DOWNES (R)	Suzuki - Ray Gnarley/ MoreMoto	2	4:06.245	7 Laps	3 Laps	63.74	1:59.594	2
DNF	94	A	Steve SAINT	Yamaha - me	2	4:51.225	7 Laps	44.980	53.89	2:17.991	2

FASTEST LAP

93	A	Jack WALLIS	Yamaha - Watling Tyres	8	1:49.358	71.76 mph	115.49 kph
54	B	Adam JAMISON	Yamaha - AJ Racing	8	1:49.820	71.46 mph	115.00 kph

Class B - 92.5% of Race Speed = 64.79 mph

Class A - 92.5% of Race Speed = 60.16 mph

Cadwell Park
Circuit Length = 2.1800 miles
Start: 10:08 Flag 10:24 End: 10:27

Weather / Track : Drizzle / Wet

These results are provisional until the conclusion of any judicial and technical matters.

Clerk Of Course :	Timekeeper :
-------------------	--------------

Results can be found at www.tsl-timing.com

Printed - 10:28 Sunday, 28 April 2019



BMCRC - MRO Championships 2019 - Rnd 3 @ Cadwell Park

BMCRC Thunderbike Sport - A & B

RACE 1 - LAP CHART

LAP 1 @ 10:10:08.754

NO	BEHIND	LAP TIME
217		1:58.322
54	0.668	1:58.990
93	1.591	1:59.913
13	2.270	2:00.592
74	3.542	2:01.864
666	4.530	2:02.852
17	8.329	2:06.651
81	13.017	2:11.339
171	15.454	2:13.776
0	15.932	2:14.254
191	16.492	2:14.814
624	17.270	2:15.592
56	21.580	2:19.902
961	23.934	2:22.256
11	24.560	2:22.882
143	24.721	2:23.043
48	26.517	2:24.839
66	27.030	2:25.352
104	27.081	2:25.403
34	27.723	2:26.045
183	28.576	2:26.898
33	30.275	2:28.597
84	30.640	2:28.962
101	32.165	2:30.487
373	32.942	2:31.264
94	34.912	2:33.234
196	37.082	2:35.404

LAP 2 @ 10:12:01.038

NO	BEHIND	LAP TIME
217		1:52.284
54	0.288	1:51.904
93	1.949	1:52.642
13	3.165	1:53.179
74	4.940	1:53.682
17	15.639	1:59.594
666	18.052	2:05.806
81	23.483	2:02.750
171	26.041	2:02.871
191	26.852	2:02.644
0	27.448	2:03.800
624	31.179	2:06.193
104	33.353	1:58.556
56	34.728	2:05.432
11	36.878	2:04.602
183	37.658	2:01.366
961	44.566	2:12.916
143	45.177	2:12.740
34	45.543	2:10.104
48	46.186	2:11.953
66	46.997	2:12.251
84	51.312	2:12.956
33	53.942	2:15.951
101	56.173	2:16.292
373	1:00.077	2:19.419
94	1:00.619	2:17.991
196	1:05.615	2:20.817

LAP 3 @ 10:13:52.601

NO	BEHIND	LAP TIME
217		1:51.563

54	0.326	1:51.601
93	1.552	1:51.166
13	4.110	1:52.508
74	6.163	1:52.786
666	24.860	1:58.371
81	32.382	2:00.462
171	39.186	2:04.708
0	39.219	2:03.334
191	39.390	2:04.101
104	39.520	1:57.730
624	43.687	2:04.071
56	46.015	2:02.850
183	46.606	2:00.511
11	47.222	2:01.907
34	1:00.607	2:06.627
961	1:04.599	2:11.596
143	1:05.128	2:11.514
48	1:05.480	2:10.857
66	1:06.270	2:10.836
84	1:10.827	2:11.078
33	1:17.813	2:15.434
101	1:19.255	2:14.645
373	1:25.156	2:16.642
196	1:33.829	2:19.777

LAP 4 @ 10:15:43.574

NO	BEHIND	LAP TIME
217		1:50.973
54	0.590	1:51.237
93	1.314	1:50.735
74	5.332	1:50.142
13	5.678	1:52.541
666	32.323	1:58.436
81	40.136	1:58.727
104	46.714	1:58.167
0	48.575	2:00.329
171	52.498	2:04.285
191	52.941	2:04.524
183	53.563	1:57.930
624	59.074	2:06.360
56	59.575	2:04.533
11	1:00.312	2:04.063
34	1:12.829	2:03.195
143	1:18.779	2:04.624
961	1:24.333	2:10.707
48	1:24.962	2:10.455
66	1:25.327	2:10.030
84	1:29.934	2:10.080
33	1:41.333	2:14.493
101	1:41.972	2:13.690
373	1:48.709	2:14.526

LAP 5 @ 10:17:33.984

NO	BEHIND	LAP TIME
217		1:50.410
54	0.664	1:50.484
93	2.642	1:51.738
74	5.838	1:50.916
13	8.925	1:53.657
196	1 Lap	2:18.506
666	39.924	1:58.011
81	47.993	1:58.267
104	51.134	1:54.830
0	57.596	1:59.431

183	1:00.457	1:57.304
191	1:05.104	2:02.573
171	1:05.231	2:03.143
11	1:08.588	1:58.686
56	1:11.412	2:02.247
624	1:13.069	2:04.405
34	1:24.069	2:01.650
143	1:30.976	2:02.607
961	1:43.078	2:09.155
48	1:43.303	2:08.751
66	1:44.133	2:09.216
84	1:49.691	2:10.167

LAP 6 @ 10:19:25.489

NO	BEHIND	LAP TIME
217		1:51.505
54	0.490	1:51.331
93	1.313	1:50.176
33	1 Lap	2:11.307
101	1 Lap	2:10.781
13	12.592	1:55.172
373	1 Lap	2:25.860
196	1 Lap	2:17.411
666	45.447	1:57.028
81	52.902	1:56.414
104	52.969	1:53.340
0	1:06.855	2:00.764
183	1:07.209	1:58.257
191	1:12.997	1:59.398
171	1:16.013	2:02.287
11	1:16.412	1:59.329
56	1:20.089	2:00.182
624	1:26.282	2:04.718
34	1:32.902	2:00.338
143	1:41.161	2:01.690

LAP 7 @ 10:21:17.321

NO	BEHIND	LAP TIME
54		1:51.342
217	0.762	1:52.594
93	0.934	1:51.453
961	1 Lap	2:08.857
66	1 Lap	2:08.299
48	1 Lap	2:09.334
84	1 Lap	2:10.004
13	16.413	1:55.653
101	1 Lap	2:08.309
33	1 Lap	2:11.287
373	1 Lap	2:15.930
666	57.632	2:04.017
196	1 Lap	2:12.659
104	57.798	1:56.661
81	58.915	1:57.845
183	1:11.082	1:55.705
0	1:13.800	1:58.777
191	1:19.791	1:58.626
11	1:23.262	1:58.682
171	1:27.378	2:03.197
56	1:27.430	1:59.173
624	1:39.351	2:04.901
34	1:42.064	2:00.994

LAP 8 @ 10:23:07.141

NO	BEHIND	LAP TIME
54		1:49.820
93	0.472	1:49.358
217	1.550	1:50.608
143	1 Lap	2:02.405
13	25.435	1:58.842
961	1 Lap	2:08.384
66	1 Lap	2:08.233
48	1 Lap	2:08.457
84	1 Lap	2:10.357
101	1 Lap	2:08.479
33	1 Lap	2:09.919
666	1:04.082	1:56.270
104	1:04.278	1:56.300
81	1:08.641	1:59.546
183	1:16.053	1:54.791
196	1 Lap	2:14.784
0	1:23.120	1:59.140
191	1:30.043	2:00.072
11	1:30.957	1:57.515
56	1:37.691	2:00.081
171	1:41.210	2:03.652

LAP 9 @ 10:24:58.641

NO	BEHIND	LAP TIME
217		1:49.950
34	1 Lap	2:00.093
54	2.131	1:53.631
624	1 Lap	2:04.285
143	1 Lap	2:01.998
13	29.009	1:55.074
961	1 Lap	2:08.491
66	1 Lap	2:08.281
48	1 Lap	2:08.211
84	1 Lap	2:10.772
101	1 Lap	2:08.273
104	1:05.180	1:52.402
666	1:09.496	1:56.914
33	1 Lap	2:12.072
81	1:17.625	2:00.484
183	1:22.306	1:57.753
0	1:30.770	1:59.150
191	1:39.288	2:00.745
11	1:40.007	2:00.550
56	1:48.568	2:02.377
196	1 Lap	2:18.281
171	1:53.143	2:03.433

Cadwell Park

Circuit Length = 2.1800 miles

Start: 10:08 Flag 10:24 End: 10:27

Weather / Track : Drizzle / Wet

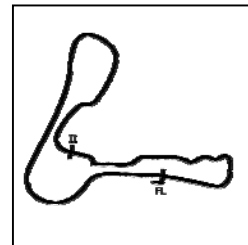
Results can be found at www.tsl-timing.com

Printed - 10:31 Sunday, 28 April 2019

BMCRC - MRO Championships 2019 - Rnd 3 @ Cadwell Park

BMCRC Thunderbike Sport - A & B

RACE 1 - SECTOR ANALYSIS



SECTOR 1 = FL to I1, SECTOR 2 = I1 to FL, DIFF = Difference To Personal Best Lap, P = Crossed Finish Line in Pit Lane, D = Time Disallowed

P1 217 B		Aaron STANIFORTH		Honda - Paxford garage		
IDEAL LAP TIME : 1:49.792		BEST LAP TIME : 1:49.950		DIFFERENCE : 0.158		
LAP	SECTOR 1	SECTOR 2	LAP TIME	MPH	DIFF	TIME OF DAY
1 -		48.066	1:58.322	66.32	8.372	10:10:08.754
2 -	1:04.851	47.433	1:52.284	69.89	2.334	10:12:01.038
3 -	1:04.715	46.848	1:51.563	70.34	1.613	10:13:52.601
4 -	1:04.182	46.791	1:50.973	70.72	1.023	10:15:43.574
5 -	1:03.764	46.646	1:50.410 (2)	71.08	0.460	10:17:33.984
6 -	1:05.136	46.369	1:51.505	70.38	1.555	10:19:25.489
7 -	1:05.692	46.902	1:52.594	69.70	2.644	10:21:18.083
8 -	1:03.825	46.783	1:50.608 (3)	70.95	0.658	10:23:08.691
9 -	1:03.423	46.527	1:49.950 (1)	71.37		10:24:58.641

P2 54 B		Adam JAMISON		Yamaha - AJ Racing		
IDEAL LAP TIME : 1:49.602		BEST LAP TIME : 1:49.820		DIFFERENCE : 0.218		
LAP	SECTOR 1	SECTOR 2	LAP TIME	MPH	DIFF	TIME OF DAY
1 -		47.355	1:58.990	65.95	9.170	10:10:09.422
2 -	1:04.634	47.270	1:51.904	70.13	2.084	10:12:01.326
3 -	1:04.841	46.760	1:51.601	70.32	1.781	10:13:52.927
4 -	1:04.535	46.702	1:51.237 (3)	70.55	1.417	10:15:44.164
5 -	1:03.797	46.687	1:50.484 (2)	71.03	0.664	10:17:34.648
6 -	1:04.894	46.437	1:51.331	70.49	1.511	10:19:25.979
7 -	1:04.760	46.582	1:51.342	70.48	1.522	10:21:17.321
8 -	1:03.165	46.655	1:49.820 (1)	71.46		10:23:07.141
9 -	1:04.431	49.200	1:53.631	69.06	3.811	10:25:00.772

P3 13 B		Wil GREEN		Suzuki - Faith Fueled Racing		
IDEAL LAP TIME : 1:52.123		BEST LAP TIME : 1:52.508		DIFFERENCE : 0.385		
LAP	SECTOR 1	SECTOR 2	LAP TIME	MPH	DIFF	TIME OF DAY
1 -		48.131	2:00.592	65.07	8.084	10:10:11.024
2 -	1:04.980	48.199	1:53.179 (3)	69.34	0.671	10:12:04.203
3 -	1:04.302	48.206	1:52.508 (1)	69.75		10:13:56.711
4 -	1:03.992	48.549	1:52.541 (2)	69.73	0.033	10:15:49.252
5 -	1:04.301	49.356	1:53.657	69.05	1.149	10:17:42.909
6 -	1:06.068	49.104	1:55.172	68.14	2.664	10:19:38.081
7 -	1:06.286	49.367	1:55.653	67.85	3.145	10:21:33.734
8 -	1:06.984	51.858	1:58.842	66.03	6.334	10:23:32.576
9 -	1:05.995	49.079	1:55.074	68.20	2.566	10:25:27.650

P4 104 B		Alex ROBINSON (R)		Honda - Boa		
IDEAL LAP TIME : 1:52.255		BEST LAP TIME : 1:52.402		DIFFERENCE : 0.147		
LAP	SECTOR 1	SECTOR 2	LAP TIME	MPH	DIFF	TIME OF DAY
1 -		53.749	2:25.403	53.97	33.001	10:10:35.835
2 -	1:09.266	49.290	1:58.556	66.19	6.154	10:12:34.391
3 -	1:06.537	51.193	1:57.730	66.66	5.328	10:14:32.121
4 -	1:09.478	48.689	1:58.167	66.41	5.765	10:16:30.288
5 -	1:06.289	48.541	1:54.830 (3)	68.34	2.428	10:18:25.118
6 -	1:05.415	47.925	1:53.340 (2)	69.24	0.938	10:20:18.458
7 -	1:05.669	50.992	1:56.661	67.27	4.259	10:22:15.119
8 -	1:06.652	49.648	1:56.300	67.48	3.898	10:24:11.419
9 -	1:04.330	48.072	1:52.402 (1)	69.82		10:26:03.821

P5 666 B		Shane BEASLEY		Yamaha -		
IDEAL LAP TIME : 1:54.688		BEST LAP TIME : 1:56.270		DIFFERENCE : 1.582		
LAP	SECTOR 1	SECTOR 2	LAP TIME	MPH	DIFF	TIME OF DAY
1 -		49.877	2:02.852	63.88	6.582	10:10:13.284
2 -	1:15.605	50.201	2:05.806	62.38	9.536	10:12:19.090
3 -	1:06.353	52.018	1:58.371	66.30	2.101	10:14:17.461
4 -	1:06.880	51.556	1:58.436	66.26	2.166	10:16:15.897

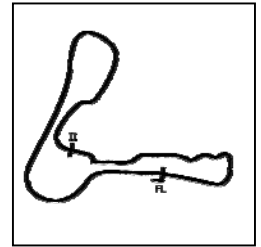
Weather / Track : Drizzle / Wet

Cadwell Park
Circuit Length = 2.1800 miles
Start: 10:08 Flag 10:24 End: 10:27

BMCRC - MRO Championships 2019 - Rnd 3 @ Cadwell Park

BMCRC Thunderbike Sport - A & B

RACE 1 - SECTOR ANALYSIS



SECTOR 1 = FL to I1, SECTOR 2 = I1 to FL, DIFF = Difference To Personal Best Lap, P = Crossed Finish Line in Pit Lane, D = Time Disallowed

5 -	1:07.368	50.643	1:58.011	66.50	1.741	10:18:13.908
6 -	1:06.833	50.195	1:57.028 (3)	67.06	0.758	10:20:10.936
7 -	1:08.081	55.936	2:04.017	63.28	7.747	10:22:14.953
8 -	1:06.533	49.737	1:56.270 (1)	67.49		10:24:11.223
9 -	1:04.951	51.963	1:56.914 (2)	67.12	0.644	10:26:08.137

P6	81 A	Malvern MAY	Honda -			
IDEAL LAP TIME : 1:56.414		BEST LAP TIME : 1:56.414	DIFFERENCE : 0.000			
LAP	SECTOR 1	SECTOR 2	LAP TIME	MPH	DIFF	TIME OF DAY

1 -		51.007	2:11.339	59.75	14.925	10:10:21.771
2 -	1:11.463	51.287	2:02.750	63.93	6.336	10:12:24.521
3 -	1:09.659	50.803	2:00.462	65.14	4.048	10:14:24.983
4 -	1:08.967	49.760	1:58.727	66.10	2.313	10:16:23.710
5 -	1:08.938	49.329	1:58.267 (3)	66.35	1.853	10:18:21.977
6 -	1:07.260	49.154	1:56.414 (1)	67.41		10:20:18.391
7 -	1:07.542	50.303	1:57.845 (2)	66.59	1.431	10:22:16.236
8 -	1:09.346	50.200	1:59.546	65.64	3.132	10:24:15.782
9 -	1:09.668	50.816	2:00.484	65.13	4.070	10:26:16.266

P7	183 A	Pete GIBSON	Honda -			
IDEAL LAP TIME : 1:54.214		BEST LAP TIME : 1:54.791	DIFFERENCE : 0.577			
LAP	SECTOR 1	SECTOR 2	LAP TIME	MPH	DIFF	TIME OF DAY

1 -		54.401	2:26.898	53.42	32.107	10:10:37.330
2 -	1:11.694	49.672	2:01.366	64.66	6.575	10:12:38.696
3 -	1:08.195	52.316	2:00.511	65.12	5.720	10:14:39.207
4 -	1:07.897	50.033	1:57.930	66.54	3.139	10:16:37.137
5 -	1:08.064	49.240	1:57.304 (3)	66.90	2.513	10:18:34.441
6 -	1:08.167	50.090	1:58.257	66.36	3.466	10:20:32.698
7 -	1:07.669	48.036	1:55.705 (2)	67.82	0.914	10:22:28.403
8 -	1:06.178	48.613	1:54.791 (1)	68.36		10:24:23.194
9 -	1:08.185	49.568	1:57.753	66.64	2.962	10:26:20.947

P8	0 A	Luke STANLEY	Suzuki - Urban Race Tribe			
IDEAL LAP TIME : 1:58.777		BEST LAP TIME : 1:58.777	DIFFERENCE : 0.000			
LAP	SECTOR 1	SECTOR 2	LAP TIME	MPH	DIFF	TIME OF DAY

1 -		51.669	2:14.254	58.45	15.477	10:10:24.686
2 -	1:12.644	51.156	2:03.800	63.39	5.023	10:12:28.486
3 -	1:11.099	52.235	2:03.334	63.63	4.557	10:14:31.820
4 -	1:10.550	49.779	2:00.329	65.22	1.552	10:16:32.149
5 -	1:09.774	49.657	1:59.431	65.71	0.654	10:18:31.580
6 -	1:10.746	50.018	2:00.764	64.98	1.987	10:20:32.344
7 -	1:09.539	49.238	1:58.777 (1)	66.07		10:22:31.121
8 -	1:09.892	49.248	1:59.140 (2)	65.87	0.363	10:24:30.261
9 -	1:09.812	49.338	1:59.150 (3)	65.86	0.373	10:26:29.411

P9	191 A	James SEATH	Kawasaki - Ovenden Earthmoving			
IDEAL LAP TIME : 1:58.626		BEST LAP TIME : 1:58.626	DIFFERENCE : 0.000			
LAP	SECTOR 1	SECTOR 2	LAP TIME	MPH	DIFF	TIME OF DAY

1 -		51.660	2:14.814	58.21	16.188	10:10:25.246
2 -	1:11.378	51.266	2:02.644	63.99	4.018	10:12:27.890
3 -	1:11.622	52.479	2:04.101	63.23	5.475	10:14:31.991
4 -	1:12.322	52.202	2:04.524	63.02	5.898	10:16:36.515
5 -	1:11.390	51.183	2:02.573	64.02	3.947	10:18:39.088
6 -	1:08.702	50.696	1:59.398 (2)	65.73	0.772	10:20:38.486
7 -	1:08.389	50.237	1:58.626 (1)	66.15		10:22:37.112
8 -	1:09.809	50.263	2:00.072 (3)	65.36	1.446	10:24:37.184
9 -	1:09.991	50.754	2:00.745	64.99	2.119	10:26:37.929

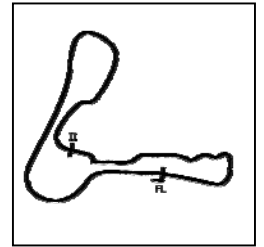
Weather / Track : Drizzle / Wet

Cadwell Park
Circuit Length = 2.1800 miles
Start: 10:08 Flag 10:24 End: 10:27

BMCRC - MRO Championships 2019 - Rnd 3 @ Cadwell Park

BMCRC Thunderbike Sport - A & B

RACE 1 - SECTOR ANALYSIS



SECTOR 1 = FL to I1, SECTOR 2 = I1 to FL, DIFF = Difference To Personal Best Lap, P = Crossed Finish Line in Pit Lane, D = Time Disallowed

P10 11 A Oliver JOHNSON			Kawasaki -			
IDEAL LAP TIME : 1:56.783		BEST LAP TIME : 1:57.515		DIFFERENCE : 0.732		
LAP	SECTOR 1	SECTOR 2	LAP TIME	MPH	DIFF	TIME OF DAY
1 -		57.026	2:22.882	54.92	25.367	10:10:33.314
2 -	1:13.629	50.973	2:04.602	62.98	7.087	10:12:37.916
3 -	1:09.836	52.071	2:01.907	64.37	4.392	10:14:39.823
4 -	1:10.060	54.003	2:04.063	63.25	6.548	10:16:43.886
5 -	1:09.461	49.225	1:58.686 (3)	66.12	1.171	10:18:42.572
6 -	1:07.885	51.444	1:59.329	65.76	1.814	10:20:41.901
7 -	1:09.577	49.105	1:58.682 (2)	66.12	1.167	10:22:40.583
8 -	1:07.678	49.837	1:57.515 (1)	66.78		10:24:38.098
9 -	1:09.558	50.992	2:00.550	65.10	3.035	10:26:38.648

P11 56 B Jason SOILLEUX			Ducati -			
IDEAL LAP TIME : 1:58.615		BEST LAP TIME : 1:59.173		DIFFERENCE : 0.558		
LAP	SECTOR 1	SECTOR 2	LAP TIME	MPH	DIFF	TIME OF DAY
1 -		54.096	2:19.902	56.09	20.729	10:10:30.334
2 -	1:12.749	52.683	2:05.432	62.56	6.259	10:12:35.766
3 -	1:10.986	51.864	2:02.850	63.88	3.677	10:14:38.616
4 -	1:10.754	53.779	2:04.533	63.01	5.360	10:16:43.149
5 -	1:11.239	51.008	2:02.247	64.19	3.074	10:18:45.396
6 -	1:08.965	51.217	2:00.182 (3)	65.30	1.009	10:20:45.578
7 -	1:08.151	51.022	1:59.173 (1)	65.85		10:22:44.751
8 -	1:09.617	50.464	2:00.081 (2)	65.35	0.908	10:24:44.832
9 -	1:09.642	52.735	2:02.377	64.13	3.204	10:26:47.209

P12 171 A Colin CLUNE			Suzuki -			
IDEAL LAP TIME : 2:02.287		BEST LAP TIME : 2:02.287		DIFFERENCE : 0.000		
LAP	SECTOR 1	SECTOR 2	LAP TIME	MPH	DIFF	TIME OF DAY
1 -		51.453	2:13.776	58.66	11.489	10:10:24.208
2 -	1:11.032	51.839	2:02.871 (2)	63.87	0.584	10:12:27.079
3 -	1:11.926	52.782	2:04.708	62.93	2.421	10:14:31.787
4 -	1:11.741	52.544	2:04.285	63.14	1.998	10:16:36.072
5 -	1:11.383	51.760	2:03.143 (3)	63.73	0.856	10:18:39.215
6 -	1:10.981	51.306	2:02.287 (1)	64.17		10:20:41.502
7 -	1:11.541	51.656	2:03.197	63.70	0.910	10:22:44.699
8 -	1:12.043	51.609	2:03.652	63.46	1.365	10:24:48.351
9 -	1:11.647	51.786	2:03.433	63.58	1.146	10:26:51.784

P13 34 B Dan THOMAS (R)			Suzuki -			
IDEAL LAP TIME : 1:58.970		BEST LAP TIME : 2:00.093		DIFFERENCE : 1.123		
LAP	SECTOR 1	SECTOR 2	LAP TIME	MPH	DIFF	TIME OF DAY
1 -		55.145	2:26.045	53.73	25.952	10:10:36.477
2 -	1:14.901	55.203	2:10.104	60.32	10.011	10:12:46.581
3 -	1:14.147	52.480	2:06.627	61.97	6.534	10:14:53.208
4 -	1:10.940	52.255	2:03.195	63.70	3.102	10:16:56.403
5 -	1:10.662	50.988	2:01.650	64.51	1.557	10:18:58.053
6 -	1:09.300	51.038	2:00.338 (2)	65.21	0.245	10:20:58.391
7 -	1:09.862	51.132	2:00.994 (3)	64.86	0.901	10:22:59.385
8 -	1:10.423	49.670	2:00.093 (1)	65.34		10:24:59.478

P14 624 B Matthew FEDRICK (R)			Yamaha - Matthew Fedrick farriers ltd			
IDEAL LAP TIME : 2:02.115		BEST LAP TIME : 2:04.071		DIFFERENCE : 1.956		
LAP	SECTOR 1	SECTOR 2	LAP TIME	MPH	DIFF	TIME OF DAY
1 -		52.273	2:15.592	57.87	11.521	10:10:26.024
2 -	1:13.330	52.863	2:06.193	62.19	2.122	10:12:32.217
3 -	1:10.992	53.079	2:04.071 (1)	63.25		10:14:36.288
4 -	1:12.538	53.822	2:06.360	62.10	2.289	10:16:42.648
5 -	1:12.632	51.773	2:04.405 (3)	63.08	0.334	10:18:47.053

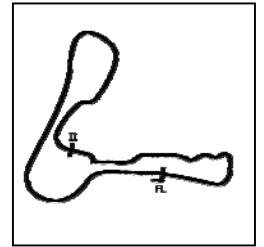
Weather / Track : Drizzle / Wet

Cadwell Park
Circuit Length = 2.1800 miles
Start: 10:08 Flag 10:24 End: 10:27

BMCRC - MRO Championships 2019 - Rnd 3 @ Cadwell Park

BMCRC Thunderbike Sport - A & B

RACE 1 - SECTOR ANALYSIS



SECTOR 1 = FL to I1, SECTOR 2 = I1 to FL, DIFF = Difference To Personal Best Lap, P = Crossed Finish Line in Pit Lane, D = Time Disallowed

6 -	1:12.435	52.283	2:04.718	62.92	0.647	10:20:51.771
7 -	1:12.452	52.449	2:04.901	62.83	0.830	10:22:56.672
8 -	1:13.162	51.123	2:04.285 (2)	63.14	0.214	10:25:00.957

P15 143 A		Robert DAVIE		Suzuki -			
IDEAL LAP TIME : 2:01.097		BEST LAP TIME : 2:01.690		DIFFERENCE : 0.593			
LAP	SECTOR 1	SECTOR 2	LAP TIME	MPH	DIFF	TIME OF DAY	
1 -		54.805	2:23.043	54.86	21.353	10:10:33.475	
2 -	1:16.909	55.831	2:12.740	59.12	11.050	10:12:46.215	
3 -	1:16.140	55.374	2:11.514	59.67	9.824	10:14:57.729	
4 -	1:12.090	52.534	2:04.624	62.97	2.934	10:17:02.353	
5 -	1:11.440	51.167	2:02.607	64.00	0.917	10:19:04.960	
6 -	1:10.243	51.447	2:01.690 (1)	64.49		10:21:06.650	
7 -	1:10.274	52.131	2:02.405 (3)	64.11	0.715	10:23:09.055	
8 -	1:11.144	50.854	2:01.998 (2)	64.32	0.308	10:25:11.053	

P16 961 A		Jack SIM		Yamaha -			
IDEAL LAP TIME : 2:07.587		BEST LAP TIME : 2:08.384		DIFFERENCE : 0.797			
LAP	SECTOR 1	SECTOR 2	LAP TIME	MPH	DIFF	TIME OF DAY	
1 -		56.708	2:22.256	55.16	13.872	10:10:32.688	
2 -	1:17.233	55.683	2:12.916	59.04	4.532	10:12:45.604	
3 -	1:15.728	55.868	2:11.596	59.63	3.212	10:14:57.200	
4 -	1:15.645	55.062	2:10.707	60.04	2.323	10:17:07.907	
5 -	1:14.929	54.226	2:09.155	60.76	0.771	10:19:17.062	
6 -	1:14.182	54.675	2:08.857 (3)	60.90	0.473	10:21:25.919	
7 -	1:14.392	53.992	2:08.384 (1)	61.12		10:23:34.303	
8 -	1:15.086	53.405	2:08.491 (2)	61.07	0.107	10:25:42.794	

P17 66 A		Mark SMITH		Yamaha - MHP EXHAUST S			
IDEAL LAP TIME : 2:07.335		BEST LAP TIME : 2:08.233		DIFFERENCE : 0.898			
LAP	SECTOR 1	SECTOR 2	LAP TIME	MPH	DIFF	TIME OF DAY	
1 -		55.768	2:25.352	53.99	17.119	10:10:35.784	
2 -	1:16.686	55.565	2:12.251	59.34	4.018	10:12:48.035	
3 -	1:15.748	55.088	2:10.836	59.98	2.603	10:14:58.871	
4 -	1:15.045	54.985	2:10.030	60.35	1.797	10:17:08.901	
5 -	1:14.790	54.426	2:09.216	60.73	0.983	10:19:18.117	
6 -	1:14.355	53.944	2:08.299 (3)	61.17	0.066	10:21:26.416	
7 -	1:14.093	54.140	2:08.233 (1)	61.20		10:23:34.649	
8 -	1:15.039	53.242	2:08.281 (2)	61.17	0.048	10:25:42.930	

P18 48 A		Shaun WALLIS		Yamaha - Watling Tyres			
IDEAL LAP TIME : 2:07.877		BEST LAP TIME : 2:08.211		DIFFERENCE : 0.334			
LAP	SECTOR 1	SECTOR 2	LAP TIME	MPH	DIFF	TIME OF DAY	
1 -		55.567	2:24.839	54.18	16.628	10:10:35.271	
2 -	1:16.748	55.205	2:11.953	59.47	3.742	10:12:47.224	
3 -	1:16.254	54.603	2:10.857	59.97	2.646	10:14:58.081	
4 -	1:15.561	54.894	2:10.455	60.15	2.244	10:17:08.536	
5 -	1:14.786	53.965	2:08.751 (3)	60.95	0.540	10:19:17.287	
6 -	1:15.150	54.184	2:09.334	60.68	1.123	10:21:26.621	
7 -	1:14.813	53.644	2:08.457 (2)	61.09	0.246	10:23:35.078	
8 -	1:15.120	53.091	2:08.211 (1)	61.21		10:25:43.289	

P19 84 A		Ricardo BRANCO		Yamaha - IMP Racing			
IDEAL LAP TIME : 2:09.174		BEST LAP TIME : 2:10.004		DIFFERENCE : 0.830			
LAP	SECTOR 1	SECTOR 2	LAP TIME	MPH	DIFF	TIME OF DAY	
1 -		57.374	2:28.962	52.68	18.958	10:10:39.394	
2 -	1:17.448	55.508	2:12.956	59.02	2.952	10:12:52.350	
3 -	1:16.439	54.639	2:11.078	59.87	1.074	10:15:03.428	
4 -	1:14.945	55.135	2:10.080 (2)	60.33	0.076	10:17:13.508	

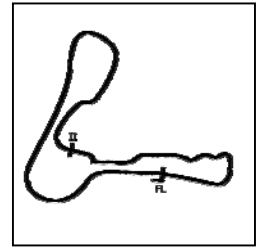
Weather / Track : Drizzle / Wet

Cadwell Park
Circuit Length = 2.1800 miles
Start: 10:08 Flag 10:24 End: 10:27

BMCRC - MRO Championships 2019 - Rnd 3 @ Cadwell Park

BMCRC Thunderbike Sport - A & B

RACE 1 - SECTOR ANALYSIS



SECTOR 1 = FL to I1, SECTOR 2 = I1 to FL, DIFF = Difference To Personal Best Lap, P = Crossed Finish Line in Pit Lane, D = Time Disallowed

5 -	1:15.185	54.982	2:10.167 (3)	60.29	0.163	10:19:23.675
6 -	1:15.684	54.320	2:10.004 (1)	60.36		10:21:33.679
7 -	1:16.128	54.229	2:10.357	60.20	0.353	10:23:44.036
8 -	1:16.025	54.747	2:10.772	60.01	0.768	10:25:54.808

P20 101 B	Glen TRIPP (R)	Honda - yaki too racing	
IDEAL LAP TIME : 2:07.846	BEST LAP TIME : 2:08.273	DIFFERENCE : 0.427	

LAP	SECTOR 1	SECTOR 2	LAP TIME	MPH	DIFF	TIME OF DAY
1 -		58.443	2:30.487	52.15	22.214	10:10:40.919
2 -	1:19.795	56.497	2:16.292	57.58	8.019	10:12:57.211
3 -	1:18.987	55.658	2:14.645	58.28	6.372	10:15:11.856
4 -	1:18.143	55.547	2:13.690	58.70	5.417	10:17:25.546
5 -	1:16.792	53.989	2:10.781	60.00	2.508	10:19:36.327
6 -	1:14.505	53.804	2:08.309 (2)	61.16	0.036	10:21:44.636
7 -	1:14.777	53.702	2:08.479 (3)	61.08	0.206	10:23:53.115
8 -	1:14.932	53.341	2:08.273 (1)	61.18		10:26:01.388

P21 33 B	Peter PARAPANOS (R)	Honda -	
IDEAL LAP TIME : 2:09.644	BEST LAP TIME : 2:09.919	DIFFERENCE : 0.275	

LAP	SECTOR 1	SECTOR 2	LAP TIME	MPH	DIFF	TIME OF DAY
1 -		58.729	2:28.597	52.81	18.678	10:10:39.029
2 -	1:18.812	57.139	2:15.951	57.72	6.032	10:12:54.980
3 -	1:18.004	57.430	2:15.434	57.94	5.515	10:15:10.414
4 -	1:17.624	56.869	2:14.493	58.35	4.574	10:17:24.907
5 -	1:16.279	55.028	2:11.307 (3)	59.76	1.388	10:19:36.214
6 -	1:16.586	54.701	2:11.287 (2)	59.77	1.368	10:21:47.501
7 -	1:14.943	54.976	2:09.919 (1)	60.40		10:23:57.420
8 -	1:16.599	55.473	2:12.072	59.42	2.153	10:26:09.492

P22 196 B	Emma PETERSON (R)	Yamaha - Plus racing gear, Helmet city Chichester, WG Tyres B	
IDEAL LAP TIME : 2:12.659	BEST LAP TIME : 2:12.659	DIFFERENCE : 0.000	

LAP	SECTOR 1	SECTOR 2	LAP TIME	MPH	DIFF	TIME OF DAY
1 -		1:00.611	2:35.404	50.50	22.745	10:10:45.836
2 -	1:20.201	1:00.616	2:20.817	55.73	8.158	10:13:06.653
3 -	1:21.041	58.736	2:19.777	56.14	7.118	10:15:26.430
4 -	1:19.267	59.239	2:18.506	56.66	5.847	10:17:44.936
5 -	1:20.605	56.806	2:17.411 (3)	57.11	4.752	10:20:02.347
6 -	1:16.599	56.060	2:12.659 (1)	59.15		10:22:15.006
7 -	1:17.841	56.943	2:14.784 (2)	58.22	2.125	10:24:29.790
8 -	1:18.919	59.362	2:18.281	56.75	5.622	10:26:48.071

P23 93 A	Jack WALLIS	Yamaha - Watling Tyres	
IDEAL LAP TIME : 1:48.571	BEST LAP TIME : 1:49.358	DIFFERENCE : 0.787	

LAP	SECTOR 1	SECTOR 2	LAP TIME	MPH	DIFF	TIME OF DAY
1 -		47.953	1:59.913	65.44	10.555	10:10:10.345
2 -	1:05.237	47.405	1:52.642	69.67	3.284	10:12:02.987
3 -	1:04.375	46.791	1:51.166	70.59	1.808	10:13:54.153
4 -	1:03.572	47.163	1:50.735 (3)	70.87	1.377	10:15:44.888
5 -	1:03.798	47.940	1:51.738	70.23	2.380	10:17:36.626
6 -	1:04.228	45.948	1:50.176 (2)	71.23	0.818	10:19:26.802
7 -	1:04.919	46.534	1:51.453	70.41	2.095	10:21:18.255
8 -	1:02.623	46.735	1:49.358 (1)	71.76		10:23:07.613

P24 373 B	Robert PRICE (R)	Suzuki -	
IDEAL LAP TIME : 2:14.395	BEST LAP TIME : 2:14.526	DIFFERENCE : 0.131	

LAP	SECTOR 1	SECTOR 2	LAP TIME	MPH	DIFF	TIME OF DAY
1 -		58.624	2:31.264	51.88	16.738	10:10:41.696
2 -	1:20.440	58.979	2:19.419	56.29	4.893	10:13:01.115
3 -	1:18.812	57.830	2:16.642 (3)	57.43	2.116	10:15:17.757

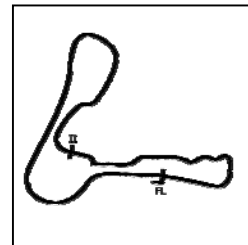
Weather / Track : Drizzle / Wet

Cadwell Park
Circuit Length = 2.1800 miles
Start: 10:08 Flag 10:24 End: 10:27

BMCRC - MRO Championships 2019 - Rnd 3 @ Cadwell Park

BMCRC Thunderbike Sport - A & B

RACE 1 - SECTOR ANALYSIS



SECTOR 1 = FL to I1, SECTOR 2 = I1 to FL, DIFF = Difference To Personal Best Lap, P = Crossed Finish Line in Pit Lane, D = Time Disallowed

4 -	1:17.081	57.445	2:14.526 (1)	58.33		10:17:32.283
5 -	1:27.226	58.634	2:25.860	53.80	11.334	10:19:58.143
6 -	1:18.616	57.314	2:15.930 (2)	57.73	1.404	10:22:14.073

P25	74 A	Daniel SINGLETON	Honda - Bambino Developments Racing			
IDEAL LAP TIME : 1:50.142		BEST LAP TIME : 1:50.142	DIFFERENCE : 0.000			

LAP	SECTOR 1	SECTOR 2	LAP TIME	MPH	DIFF	TIME OF DAY
1 -		48.542	2:01.864	64.39	11.722	10:10:12.296
2 -	1:05.344	48.338	1:53.682	69.03	3.540	10:12:05.978
3 -	1:05.563	47.223	1:52.786 (3)	69.58	2.644	10:13:58.764
4 -	1:03.253	46.889	1:50.142 (1)	71.25		10:15:48.906
5 -	1:03.846	47.070	1:50.916 (2)	70.75	0.774	10:17:39.822

P26	17 B	Tommy DOWNES (R)	Suzuki - Ray Gnarley/ MoreMoto			
IDEAL LAP TIME : 1:58.687		BEST LAP TIME : 1:59.594	DIFFERENCE : 0.907			

LAP	SECTOR 1	SECTOR 2	LAP TIME	MPH	DIFF	TIME OF DAY
1 -		50.762	2:06.651	61.96	7.057	10:10:17.083
2 -	1:09.092	50.502	1:59.594 (1)	65.62		10:12:16.677

P27	94 A	Steve SAINT	Yamaha - me			
IDEAL LAP TIME : 2:16.088		BEST LAP TIME : 2:17.991	DIFFERENCE : 1.903			

LAP	SECTOR 1	SECTOR 2	LAP TIME	MPH	DIFF	TIME OF DAY
1 -		58.363	2:33.234	51.21	15.243	10:10:43.666
2 -	1:19.655	58.336	2:17.991 (1)	56.87		10:13:01.657

BMCRC - MRO Championships 2019 - Rnd 3 @ Cadwell Park

BMCRC Thunderbike Sport - A & B

RACE 1 - BEST SECTORS

SECTOR 1			SECTOR 2			IDEAL / BEST COMPARISON						
POS	NO	NAME	TIME	NO	NAME	TIME	POS	NO	NAME	IDEAL	BEST	DIFF
									PERFECT LAP	1:48.571		
1	93	WALLIS	1:02.623	93	WALLIS	45.948	1	93	WALLIS	1:48.571	1:49.358	0.787
2	54	JAMISON	1:03.165	217	STANFORTH	46.369	2	54	JAMISON	1:49.602	1:49.820	0.218
3	74	SINGLETON	1:03.253	54	JAMISON	46.437	3	217	STANFORTH	1:49.792	1:49.950	0.158
4	217	STANFORTH	1:03.423	74	SINGLETON	46.889	4	74	SINGLETON	1:50.142	1:50.142	0.000
5	13	GREEN	1:03.992	104	ROBINSON (R)	47.925	5	13	GREEN	1:52.123	1:52.508	0.385
6	104	ROBINSON (R)	1:04.330	183	GIBSON	48.036	6	104	ROBINSON (R)	1:52.255	1:52.402	0.147
7	666	BEASLEY	1:04.951	13	GREEN	48.131	7	183	GIBSON	1:54.214	1:54.791	0.577
8	183	GIBSON	1:06.178	11	JOHNSON	49.105	8	666	BEASLEY	1:54.688	1:56.270	1.582
9	81	MAY	1:07.260	81	MAY	49.154	9	81	MAY	1:56.414	1:56.414	0.000
10	11	JOHNSON	1:07.678	0	STANLEY	49.238	10	11	JOHNSON	1:56.783	1:57.515	0.732
11	56	SOILLEUX	1:08.151	34	THOMAS (R)	49.670	11	56	SOILLEUX	1:58.615	1:59.173	0.558
12	17	DOWNES (R)	1:08.185	666	BEASLEY	49.737	12	191	SEATH	1:58.626	1:58.626	0.000
13	191	SEATH	1:08.389	191	SEATH	50.237	13	17	DOWNES (R)	1:58.687	1:59.594	0.907
14	34	THOMAS (R)	1:09.300	56	SOILLEUX	50.464	14	0	STANLEY	1:58.777	1:58.777	0.000
15	0	STANLEY	1:09.539	17	DOWNES (R)	50.502	15	34	THOMAS (R)	1:58.970	2:00.093	1.123
16	143	DAVIE	1:10.243	143	DAVIE	50.854	16	143	DAVIE	2:01.097	2:01.690	0.593
17	171	CLUNE	1:10.981	624	FEDRICK (R)	51.123	17	624	FEDRICK (R)	2:02.115	2:04.071	1.956
18	624	FEDRICK (R)	1:10.992	171	CLUNE	51.306	18	171	CLUNE	2:02.287	2:02.287	0.000
19	66	SMITH	1:14.093	48	WALLIS	53.091	19	66	SMITH	2:07.335	2:08.233	0.898
20	961	SIM	1:14.182	66	SMITH	53.242	20	961	SIM	2:07.587	2:08.384	0.797
21	101	TRIPP (R)	1:14.505	101	TRIPP (R)	53.341	21	101	TRIPP (R)	2:07.846	2:08.273	0.427
22	48	WALLIS	1:14.786	961	SIM	53.405	22	48	WALLIS	2:07.877	2:08.211	0.334
23	33	PARAPANOS (R)	1:14.943	84	BRANCO	54.229	23	84	BRANCO	2:09.174	2:10.004	0.830
24	84	BRANCO	1:14.945	33	PARAPANOS (R)	54.701	24	33	PARAPANOS (R)	2:09.644	2:09.919	0.275
25	196	PETERSON (R)	1:16.599	196	PETERSON (R)	56.060	25	196	PETERSON (R)	2:12.659	2:12.659	0.000
26	373	PRICE (R)	1:17.081	373	PRICE (R)	57.314	26	373	PRICE (R)	2:14.395	2:14.526	0.131
27	94	SAINT	1:17.752	94	SAINT	58.336	27	94	SAINT	2:16.088	2:17.991	1.903

Weather / Track : Drizzle / Wet

Results can be found at www.tsl-timing.com

Cadwell Park

Circuit Length = 2.1800 miles

Start: 10:08 Flag 10:24 End: 10:27

Printed - 10:29 Sunday, 28 April 2019


BMCRC - MRO Championships 2019 - Rnd 3 @ Cadwell Park

BMCRC Thunderbike Sport - B & C

RACE 10 - GRID (9 Laps)

ROW 10	28	9	Karl COONEY	29	117	Jordan HARRIS	30	199	Michael FROST
ROW 9	25	851	George PRINOS (R)	26	90	Edward WATSON	27	76	Phillip RODGERS
ROW 8	22	101	Glen TRIPP (R)	23	37	Ricky WOODS	24	196	Emma PETERSON (R)
ROW 7	19	51	Paul BEESLEY	20	33	Peter PARAPANOS (R)	21	373	Robert PRICE (R)
ROW 6	16	56	Jason SOILLEUX	17	624	Matthew FEDRICK (R)	18	65	Andrew MOXON
ROW 5	13	148	Richie WELSH	14	331	Illiam QUAYLE	15	22	Matthew MAY
ROW 4	10	34	Dan THOMAS (R)	11	17	Tommy DOWNES (R)	12	85	Andrew KITE
ROW 3	7	104	Alex ROBINSON (R)	8	208	Adam NELSON	9	100	Craig HOWTON
ROW 2	4	92	Duncan GROVE	5	666	Shane BEASLEY	6	135	Daniel INGHAM
ROW 1	1	217	Aaron STANIFORTH	2	13	Wii GREEN	3	54	Adam JAMISON

Pole



Cadwell Park
Circuit Length = 2.1800 miles

These results are provisional until the conclusion of any judicial and technical matters.

Clerk Of Course :	Timekeeper :
-------------------	--------------

Results can be found at www.tsl-timing.com

Printed - 10:34 Sunday, 28 April 2019



BMCRC - MRO Championships 2019 - Rnd 3 @ Cadwell Park

BMCRC Thunderbike Sport - B & C

RACE 10 - CLASSIFICATION

POS	NO	CL	PIC NAME	ENTRY	LAPS	TIME	GAP	DIFF	MPH	BEST	ON
1	217	B	1 Aaron STANIFORTH	Honda - Paxford garage	9	15:12.791			77.38	1:39.964	4
2	666	B	2 Shane BEASLEY	Yamaha -	9	15:33.927	21.136	21.136	75.62	1:42.115	3
3	148	C	1 Richie WELSH	Yamaha - EDEN'S EXPERIENCES/PETER FLEMING	9	15:41.395	28.604	7.468	75.02	1:42.009	8
4	135	C	2 Daniel INGHAM	Suzuki - Derek Jones Butchers	9	15:45.772	32.981	4.377	74.68	1:42.457	3
5	54	B	3 Adam JAMISON	Yamaha - AJ Racing	9	15:49.102	36.311	3.330	74.42	1:43.490	9
6	100	C	3 Craig HOWTON	Honda - Me	9	15:50.267	37.476	1.165	74.32	1:43.382	4
7	13	B	4 Wil GREEN	Suzuki - Faith Fueled Racing	9	15:59.110	46.319	8.843	73.64	1:43.816	3
8	17	B	5 Tommy DOWNES (R)	Suzuki - Ray Gnarley/ MoreMoto	9	16:03.393	50.602	4.283	73.31	1:45.222	2
9	104	B	6 Alex ROBINSON (R)	Honda - Boa	9	16:09.257	56.466	5.864	72.87	1:45.994	9
10	208	C	4 Adam NELSON	Ducati - Desmowerx	9	16:15.633	1:02.842	6.376	72.39	1:45.362	4
11	34	B	7 Dan THOMAS (R)	Suzuki -	9	16:15.758	1:02.967	0.125	72.38	1:46.212	8
12	76	C	5 Phillip RODGERS	Suzuki - pinbadgelab.co.uk	9	16:23.105	1:10.314	7.347	71.84	1:45.237	8
13	85	C	6 Andrew KITE	Ducati - Red Rebel Racing	9	16:24.367	1:11.576	1.262	71.75	1:47.114	8
14	65	C	7 Andrew MOXON	Yamaha - Suzanne Moxon	9	16:50.443	1:37.652	26.076	69.90	1:48.499	9
15	56	B	8 Jason SOILLEUX	Ducati -	9	16:50.650	1:37.859	0.207	69.88	1:49.427	9
16	624	B	9 Matthew FEDRICK (R)	Yamaha - Matthew Fedrick farriers ltd	8	15:20.784	1 Lap	1 Lap	68.18	1:51.978	8
17	37	C	8 Ricky WOODS	Suzuki - T & S Vehicle Repairs	8	15:25.212	1 Lap	4.428	67.85	1:51.216	3
18	51	C	9 Paul BEESLEY	Yamaha -	8	15:25.880	1 Lap	0.668	67.81	1:52.971	6
19	331	C	10 Illiam QUAYLE	Suzuki -	8	15:41.672	1 Lap	15.792	66.67	1:46.343	6
20	22	C	11 Matthew MAY	Honda - Tliehurst Glass Racing	8	15:48.411	1 Lap	6.739	66.19	1:56.513	2
21	101	B	10 Glen TRIPP (R)	Honda - yaki too racing	8	16:01.437	1 Lap	13.026	65.30	1:57.204	7
22	33	B	11 Peter PARAPANOS (R)	Honda -	8	16:06.584	1 Lap	5.147	64.95	1:57.978	8
23	196	B	12 Emma PETERSON (R)	Yamaha - Plus racing gear, Helmet city Chichester,	8	16:24.386	1 Lap	17.802	63.78	1:59.699	7
24	117	C	12 Jordan HARRIS	Suzuki - Steve Jordan Motorcycles	8	16:48.305	1 Lap	23.919	62.26	2:01.895	8
25	851	B	13 George PRINOS (R)	Ducati - KAPPA PLANNING LTD	7	16:01.848	2 Laps	1 Lap	57.11	2:14.889	7

NOT CLASSIFIED

DNF	90	C	Edward WATSON	Yamaha - Motorsportdays.com TEA Time Racing	3	5:32.591	6 Laps	4 Laps	70.79	1:45.721	2
DNF	373	B	Robert PRICE (R)	Suzuki -	3	5:55.774	6 Laps	23.183	66.17	1:52.995	3

FASTEST LAP

217	B	Aaron STANIFORTH	Honda - Paxford garage	4	1:39.964	78.50 mph	126.34 kph
148	C	Richie WELSH	Yamaha - EDEN'S EXPERIENCES/PETER FLEMING	8	1:42.009	76.93 mph	123.81 kph

Class B - 92.5% of Race Speed = 71.57 mph

Class C - 92.5% of Race Speed = 69.39 mph

Cadwell Park

Circuit Length = 2.1800 miles

Start: 14:38 Flag 14:54 End: 14:56

Weather / Track : Bright / Dry

These results are provisional until the conclusion of any judicial and technical matters.

Clerk Of Course :	Timekeeper :
-------------------	--------------

Results can be found at www.tsl-timing.com

Printed - 14:57 Sunday, 28 April 2019



BMCRC - MRO Championships 2019 - Rnd 3 @ Cadwell Park

BMCRC Thunderbike Sport - B & C

RACE 10 - LAP CHART

LAP 1 @ 14:40:43.389

NO	BEHIND	LAP TIME
217		1:48.175
666	0.787	1:48.962
13	2.698	1:50.873
54	2.807	1:50.982
135	3.563	1:51.738
100	5.065	1:53.240
17	6.124	1:54.299
104	8.459	1:56.634
148	8.920	1:57.095
34	9.030	1:57.205
208	9.883	1:58.058
85	10.986	1:59.161
331	11.820	1:59.995
90	11.885	2:00.060
65	13.378	2:01.553
56	16.014	2:04.189
624	17.095	2:05.270
22	18.197	2:06.372
76	18.392	2:06.567
37	19.279	2:07.454
373	19.486	2:07.661
51	20.363	2:08.538
33	21.594	2:09.769
101	22.167	2:10.342
117	29.503	2:17.678
196	30.620	2:18.795
851	33.373	2:21.548

LAP 2 @ 14:42:24.563

NO	BEHIND	LAP TIME
217		1:41.174
666	1.996	1:42.383
54	5.923	1:44.290
135	6.535	1:44.146
13	7.391	1:45.867
100	8.924	1:45.033
17	10.172	1:45.222
148	11.805	1:44.059
104	14.653	1:47.368
34	15.105	1:47.249
208	16.042	1:47.333
90	16.432	1:45.721
85	18.366	1:48.554
331	18.956	1:48.310
65	23.597	1:51.393
76	26.361	1:49.143
56	27.435	1:52.595
624	29.402	1:53.481
37	29.450	1:51.345
373	33.430	1:55.118
22	33.536	1:56.513
51	34.649	1:55.460
33	40.151	1:59.731
101	40.693	1:59.700
196	52.740	2:03.294
117	54.397	2:06.068
851	1:10.251	2:18.052

LAP 3 @ 14:44:04.711

NO	BEHIND	LAP TIME
217		1:40.148

666	3.963	1:42.115
135	8.844	1:42.457
54	10.123	1:44.348
13	11.059	1:43.816
100	13.032	1:44.256
148	14.701	1:43.044
17	16.343	1:46.319
104	21.221	1:46.716
208	22.512	1:46.618
34	22.587	1:47.630
90	23.094	1:46.810
85	27.505	1:49.287
76	33.895	1:47.682
65	35.910	1:52.461
56	38.770	1:51.483
37	40.518	1:51.216
331	42.283	2:03.475
624	43.037	1:53.783
373	46.277	1:52.995
51	48.389	1:53.888
22	50.285	1:56.897
33	59.671	1:59.668
101	1:00.008	1:59.463
196	1:13.236	2:00.644
117	1:18.550	2:04.301

LAP 4 @ 14:45:44.675

NO	BEHIND	LAP TIME
217		1:39.964
666	6.824	1:42.825
851	1 Lap	2:17.760
135	11.688	1:42.808
54	13.799	1:43.640
13	15.514	1:44.419
100	16.450	1:43.382
148	16.825	1:42.088
17	21.834	1:45.455
104	27.367	1:46.110
208	27.910	1:45.362
34	30.394	1:47.771
85	35.888	1:48.347
76	42.334	1:48.403
65	47.960	1:52.014
56	48.858	1:50.052
331	50.727	1:48.408
37	53.571	1:53.017
624	56.525	1:53.452
51	1:03.870	1:55.445
22	1:07.877	1:57.556
101	1:20.760	2:00.716
33	1:20.780	2:01.073
196	1:33.807	2:00.535

LAP 5 @ 14:47:24.844

NO	BEHIND	LAP TIME
217		1:40.169
117	1 Lap	2:04.535
666	9.594	1:42.939
135	15.387	1:43.868
54	18.203	1:44.573
148	20.284	1:43.628
100	20.338	1:44.057
13	23.029	1:47.684
17	28.459	1:46.794

104	33.791	1:46.593
208	34.023	1:46.282
34	38.354	1:48.129
85	44.580	1:48.861
851	1 Lap	2:17.300
76	49.169	1:47.004
331	57.941	1:47.383
56	1:00.418	1:51.729
65	1:00.987	1:53.196
37	1:06.040	1:52.638
624	1:09.634	1:53.278
51	1:17.217	1:53.516
22	1:25.773	1:58.065
101	1:39.310	1:58.719

LAP 6 @ 14:49:05.525

NO	BEHIND	LAP TIME
217		1:40.681
33	1 Lap	2:00.496
666	12.105	1:43.192
196	1 Lap	2:00.587
135	19.097	1:44.391
148	22.766	1:43.163
54	24.416	1:46.894
100	26.275	1:46.618
117	1 Lap	2:04.869
13	28.772	1:46.424
17	33.326	1:45.548
208	39.307	1:45.965
104	39.588	1:46.478
34	44.553	1:46.880
85	51.949	1:48.050
76	55.419	1:46.931
331	1:03.603	1:46.343
56	1:10.076	1:50.339
65	1:12.507	1:52.201
37	1:21.429	1:56.070
851	1 Lap	2:17.373
624	1:22.932	1:53.979
51	1:29.507	1:52.971

LAP 7 @ 14:50:46.721

NO	BEHIND	LAP TIME
217		1:41.196
22	1 Lap	1:57.983
666	13.501	1:42.592
101	1 Lap	1:58.042
33	1 Lap	1:59.161
135	23.850	1:45.949
148	23.965	1:42.395
54	28.279	1:45.059
100	29.097	1:44.018
196	1 Lap	2:01.006
13	35.646	1:48.070
17	38.621	1:46.491
104	45.543	1:47.151
208	48.674	1:50.563
34	50.672	1:47.315
117	1 Lap	2:04.770
85	57.933	1:47.180
76	1:00.227	1:46.004
56	1:19.499	1:50.619
65	1:21.490	1:50.179
37	1:37.029	1:56.796

624	1:37.299	1:55.563
-----	----------	----------

LAP 8 @ 14:52:27.710

NO	BEHIND	LAP TIME
217		1:40.989
51	1 Lap	1:53.056
331	1 Lap	2:33.023
851	2 Laps	2:14.926
666	16.991	1:44.479
22	1 Lap	1:56.749
148	24.985	1:42.009
135	27.071	1:44.210
101	1 Lap	1:57.204
100	32.696	1:44.588
54	33.116	1:45.826
33	1 Lap	1:58.708
13	39.258	1:44.601
17	44.005	1:46.373
104	50.767	1:46.213
196	1 Lap	1:59.699
208	54.665	1:46.980
34	55.895	1:46.212
85	1:04.058	1:47.114
76	1:04.475	1:45.237
117	1 Lap	2:04.189
56	1:28.727	1:50.217
65	1:29.448	1:48.947

LAP 9 @ 14:54:08.005

NO	BEHIND	LAP TIME
217		1:40.295
624	1 Lap	1:51.978
37	1 Lap	1:56.676
51	1 Lap	1:53.006
666	21.136	1:44.440
148	28.604	1:43.914
331	1 Lap	1:54.735
135	32.981	1:46.205
22	1 Lap	1:58.276
54	36.311	1:43.490
100	37.476	1:45.075
13	46.319	1:47.356
101	1 Lap	1:57.251
851	2 Laps	2:14.889
17	50.602	1:46.892
33	1 Lap	1:57.978
104	56.466	1:45.994
208	1:02.842	1:48.472
34	1:02.967	1:47.367
76	1:10.314	1:46.134
85	1:11.576	1:47.813
196	1 Lap	1:59.826
117	1 Lap	2:01.895
65	1:37.652	1:48.499
56	1:37.859	1:49.427

Cadwell Park

Circuit Length = 2.1800 miles

Start: 14:38 Flag 14:54 End: 14:56

Weather / Track : Bright / Dry

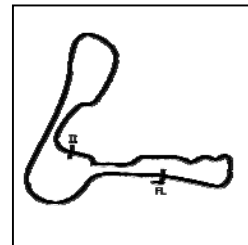
Results can be found at www.tsl-timing.com

Printed - 15:00 Sunday, 28 April 2019

BMCRC - MRO Championships 2019 - Rnd 3 @ Cadwell Park

BMCRC Thunderbike Sport - B & C

RACE 10 - SECTOR ANALYSIS



SECTOR 1 = FL to I1, SECTOR 2 = I1 to FL, DIFF = Difference To Personal Best Lap, P = Crossed Finish Line in Pit Lane, D = Time Disallowed

P1 217 B Aaron STANIFORTH			Honda - Paxford garage			
IDEAL LAP TIME : 1:39.657		BEST LAP TIME : 1:39.964		DIFFERENCE : 0.307		
LAP	SECTOR 1	SECTOR 2	LAP TIME	MPH	DIFF	TIME OF DAY
1 -			1:48.175	72.54	8.211	14:40:43.389
2 -	59.022	42.152	1:41.174	77.57	1.210	14:42:24.563
3 -	58.387	41.761	1:40.148 (2)	78.36	0.184	14:44:04.711
4 -	57.896	42.068	1:39.964 (1)	78.50		14:45:44.675
5 -	58.117	42.052	1:40.169 (3)	78.34	0.205	14:47:24.844
6 -	58.763	41.918	1:40.681	77.94	0.717	14:49:05.525
7 -	58.630	42.566	1:41.196	77.55	1.232	14:50:46.721
8 -	58.359	42.630	1:40.989	77.71	1.025	14:52:27.710
9 -	58.455	41.840	1:40.295	78.24	0.331	14:54:08.005

P2 666 B Shane BEASLEY			Yamaha -			
IDEAL LAP TIME : 1:41.585		BEST LAP TIME : 1:42.115		DIFFERENCE : 0.530		
LAP	SECTOR 1	SECTOR 2	LAP TIME	MPH	DIFF	TIME OF DAY
1 -			1:48.962	72.02	6.847	14:40:44.176
2 -	59.167	43.216	1:42.383 (2)	76.65	0.268	14:42:26.559
3 -	58.369	43.746	1:42.115 (1)	76.85		14:44:08.674
4 -	58.698	44.127	1:42.825	76.32	0.710	14:45:51.499
5 -	59.190	43.749	1:42.939	76.23	0.824	14:47:34.438
6 -	59.856	43.336	1:43.192	76.05	1.077	14:49:17.630
7 -	58.709	43.883	1:42.592 (3)	76.49	0.477	14:51:00.222
8 -	58.768	45.711	1:44.479	75.11	2.364	14:52:44.701
9 -	59.975	44.465	1:44.440	75.14	2.325	14:54:29.141

P3 148 C Richie WELSH			Yamaha - EDEN'S EXPERIENCES/PETER FLEMING			
IDEAL LAP TIME : 1:41.711		BEST LAP TIME : 1:42.009		DIFFERENCE : 0.298		
LAP	SECTOR 1	SECTOR 2	LAP TIME	MPH	DIFF	TIME OF DAY
1 -			1:57.095	67.02	15.086	14:40:52.309
2 -	1:01.004	43.055	1:44.059	75.41	2.050	14:42:36.368
3 -	1:00.179	42.865	1:43.044	76.16	1.035	14:44:19.412
4 -	59.550	42.538	1:42.088 (2)	76.87	0.079	14:46:01.500
5 -	59.780	43.848	1:43.628	75.73	1.619	14:47:45.128
6 -	59.235	43.928	1:43.163	76.07	1.154	14:49:28.291
7 -	59.499	42.896	1:42.395 (3)	76.64	0.386	14:51:10.686
8 -	59.173	42.836	1:42.009 (1)	76.93		14:52:52.695
9 -	1:00.939	42.975	1:43.914	75.52	1.905	14:54:36.609

P4 135 C Daniel INGHAM			Suzuki - Derek Jones Butchers			
IDEAL LAP TIME : 1:42.302		BEST LAP TIME : 1:42.457		DIFFERENCE : 0.155		
LAP	SECTOR 1	SECTOR 2	LAP TIME	MPH	DIFF	TIME OF DAY
1 -			1:51.738	70.23	9.281	14:40:46.952
2 -	59.889	44.257	1:44.146	75.35	1.689	14:42:31.098
3 -	59.557	42.900	1:42.457 (1)	76.59		14:44:13.555
4 -	59.402	43.406	1:42.808 (2)	76.33	0.351	14:45:56.363
5 -	1:00.381	43.487	1:43.868 (3)	75.55	1.411	14:47:40.231
6 -	1:00.339	44.052	1:44.391	75.17	1.934	14:49:24.622
7 -	1:01.715	44.234	1:45.949	74.07	3.492	14:51:10.571
8 -	59.917	44.293	1:44.210	75.31	1.753	14:52:54.781
9 -	1:01.044	45.161	1:46.205	73.89	3.748	14:54:40.986

P5 54 B Adam JAMISON			Yamaha - AJ Racing			
IDEAL LAP TIME : 1:43.049		BEST LAP TIME : 1:43.490		DIFFERENCE : 0.441		
LAP	SECTOR 1	SECTOR 2	LAP TIME	MPH	DIFF	TIME OF DAY
1 -			1:50.982	70.71	7.492	14:40:46.196
2 -	1:00.059	44.231	1:44.290 (3)	75.25	0.800	14:42:30.486
3 -	1:00.120	44.228	1:44.348	75.21	0.858	14:44:14.834
4 -	59.528	44.112	1:43.640 (2)	75.72	0.150	14:45:58.474

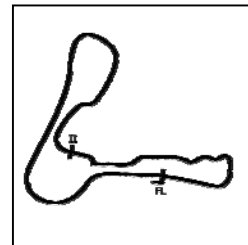
Weather / Track : Bright / Dry

Cadwell Park
Circuit Length = 2.1800 miles
Start: 14:38 Flag 14:54 End: 14:56

BMCRC - MRO Championships 2019 - Rnd 3 @ Cadwell Park

BMCRC Thunderbike Sport - B & C

RACE 10 - SECTOR ANALYSIS



SECTOR 1 = FL to I1, SECTOR 2 = I1 to FL, DIFF = Difference To Personal Best Lap, P = Crossed Finish Line in Pit Lane, D = Time Disallowed

5 -	1:00.387	44.186	1:44.573	75.04	1.083	14:47:43.047
6 -	1:00.241	46.653	1:46.894	73.41	3.404	14:49:29.941
7 -	59.827	45.232	1:45.059	74.70	1.569	14:51:15.000
8 -	1:00.723	45.103	1:45.826	74.16	2.336	14:53:00.826
9 -	59.969	43.521	1:43.490 (1)	75.83		14:54:44.316

P6 100 C Craig HOWTON			Honda - Me			
IDEAL LAP TIME : 1:43.288		BEST LAP TIME : 1:43.382		DIFFERENCE : 0.094		
LAP	SECTOR 1	SECTOR 2	LAP TIME	MPH	DIFF	TIME OF DAY
1 -			1:53.240	69.30	9.858	14:40:48.454
2 -	1:00.266	44.767	1:45.033	74.72	1.651	14:42:33.487
3 -	59.924	44.332	1:44.256	75.27	0.874	14:44:17.743
4 -	59.196	44.186	1:43.382 (1)	75.91		14:46:01.125
5 -	59.814	44.243	1:44.057 (3)	75.42	0.675	14:47:45.182
6 -	59.250	47.368	1:46.618	73.60	3.236	14:49:31.800
7 -	59.362	44.656	1:44.018 (2)	75.44	0.636	14:51:15.818
8 -	59.735	44.853	1:44.588	75.03	1.206	14:53:00.406
9 -	1:00.983	44.092	1:45.075	74.69	1.693	14:54:45.481

P7 13 B Wil GREEN			Suzuki - Faith Fueled Racing			
IDEAL LAP TIME : 1:43.810		BEST LAP TIME : 1:43.816		DIFFERENCE : 0.006		
LAP	SECTOR 1	SECTOR 2	LAP TIME	MPH	DIFF	TIME OF DAY
1 -			1:50.873	70.78	7.057	14:40:46.087
2 -	1:01.300	44.567	1:45.867	74.13	2.051	14:42:31.954
3 -	1:00.048	43.768	1:43.816 (1)	75.59		14:44:15.770
4 -	1:00.107	44.312	1:44.419 (2)	75.15	0.603	14:46:00.189
5 -	1:02.456	45.228	1:47.684	72.88	3.868	14:47:47.873
6 -	1:01.339	45.085	1:46.424	73.74	2.608	14:49:34.297
7 -	1:02.649	45.421	1:48.070	72.62	4.254	14:51:22.367
8 -	1:00.839	43.762	1:44.601 (3)	75.02	0.785	14:53:06.968
9 -	1:00.484	46.872	1:47.356	73.10	3.540	14:54:54.324

P8 17 B Tommy DOWNES (R)			Suzuki - Ray Gnarley/ MoreMoto			
IDEAL LAP TIME : 1:45.028		BEST LAP TIME : 1:45.222		DIFFERENCE : 0.194		
LAP	SECTOR 1	SECTOR 2	LAP TIME	MPH	DIFF	TIME OF DAY
1 -			1:54.299	68.66	9.077	14:40:49.513
2 -	1:01.110	44.112	1:45.222 (1)	74.58		14:42:34.735
3 -	1:02.093	44.226	1:46.319	73.81	1.097	14:44:21.054
4 -	1:01.434	44.021	1:45.455 (2)	74.42	0.233	14:46:06.509
5 -	1:02.491	44.303	1:46.794	73.48	1.572	14:47:53.303
6 -	1:01.486	44.062	1:45.548 (3)	74.35	0.326	14:49:38.851
7 -	1:01.981	44.510	1:46.491	73.69	1.269	14:51:25.342
8 -	1:02.455	43.918	1:46.373	73.77	1.151	14:53:11.715
9 -	1:01.384	45.508	1:46.892	73.42	1.670	14:54:58.607

P9 104 B Alex ROBINSON (R)			Honda - Boa			
IDEAL LAP TIME : 1:45.781		BEST LAP TIME : 1:45.994		DIFFERENCE : 0.213		
LAP	SECTOR 1	SECTOR 2	LAP TIME	MPH	DIFF	TIME OF DAY
1 -			1:56.634	67.28	10.640	14:40:51.848
2 -	1:02.222	45.146	1:47.368	73.09	1.374	14:42:39.216
3 -	1:01.585	45.131	1:46.716	73.54	0.722	14:44:25.932
4 -	1:01.222	44.888	1:46.110 (2)	73.96	0.116	14:46:12.042
5 -	1:01.317	45.276	1:46.593	73.62	0.599	14:47:58.635
6 -	1:01.008	45.470	1:46.478	73.70	0.484	14:49:45.113
7 -	1:01.114	46.037	1:47.151	73.24	1.157	14:51:32.264
8 -	1:00.926	45.287	1:46.213 (3)	73.88	0.219	14:53:18.477
9 -	1:01.139	44.855	1:45.994 (1)	74.04		14:55:04.471

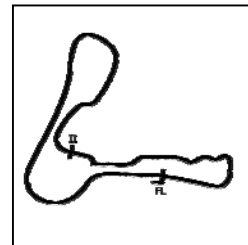
Weather / Track : Bright / Dry

Cadwell Park
Circuit Length = 2.1800 miles
Start: 14:38 Flag 14:54 End: 14:56

BMCRC - MRO Championships 2019 - Rnd 3 @ Cadwell Park

BMCRC Thunderbike Sport - B & C

RACE 10 - SECTOR ANALYSIS



SECTOR 1 = FL to I1, SECTOR 2 = I1 to FL, DIFF = Difference To Personal Best Lap, P = Crossed Finish Line in Pit Lane, D = Time Disallowed

P10 208 C Adam NELSON			Ducati - Desmowex			
IDEAL LAP TIME : 1:45.362		BEST LAP TIME : 1:45.362		DIFFERENCE : 0.000		
LAP	SECTOR 1	SECTOR 2	LAP TIME	MPH	DIFF	TIME OF DAY
1 -			1:58.058	66.47	12.696	14:40:53.272
2 -	1:01.997	45.336	1:47.333	73.11	1.971	14:42:40.605
3 -	1:01.658	44.960	1:46.618	73.60	1.256	14:44:27.223
4 -	1:00.573	44.789	1:45.362 (1)	74.48		14:46:12.585
5 -	1:01.030	45.252	1:46.282 (3)	73.84	0.920	14:47:58.867
6 -	1:00.980	44.985	1:45.965 (2)	74.06	0.603	14:49:44.832
7 -	1:01.790	48.773	1:50.563	70.98	5.201	14:51:35.395
8 -	1:01.573	45.407	1:46.980	73.36	1.618	14:53:22.375
9 -	1:02.517	45.955	1:48.472	72.35	3.110	14:55:10.847

P11 34 B Dan THOMAS (R)			Suzuki -			
IDEAL LAP TIME : 1:45.952		BEST LAP TIME : 1:46.212		DIFFERENCE : 0.260		
LAP	SECTOR 1	SECTOR 2	LAP TIME	MPH	DIFF	TIME OF DAY
1 -			1:57.205	66.96	10.993	14:40:52.419
2 -	1:01.981	45.268	1:47.249 (3)	73.17	1.037	14:42:39.668
3 -	1:02.026	45.604	1:47.630	72.91	1.418	14:44:27.298
4 -	1:02.282	45.489	1:47.771	72.82	1.559	14:46:15.069
5 -	1:02.203	45.926	1:48.129	72.58	1.917	14:48:03.198
6 -	1:01.302	45.578	1:46.880 (2)	73.42	0.668	14:49:50.078
7 -	1:02.035	45.280	1:47.315	73.13	1.103	14:51:37.393
8 -	1:01.562	44.650	1:46.212 (1)	73.89		14:53:23.605
9 -	1:01.974	45.393	1:47.367	73.09	1.155	14:55:10.972

P12 76 C Phillip RODGERS			Suzuki - pinbadgelab.co.uk			
IDEAL LAP TIME : 1:44.746		BEST LAP TIME : 1:45.237		DIFFERENCE : 0.491		
LAP	SECTOR 1	SECTOR 2	LAP TIME	MPH	DIFF	TIME OF DAY
1 -		49.596	2:06.567	62.00	21.330	14:41:01.781
2 -	1:02.721	46.422	1:49.143	71.90	3.906	14:42:50.924
3 -	1:01.694	45.988	1:47.682	72.88	2.445	14:44:38.606
4 -	1:02.823	45.580	1:48.403	72.39	3.166	14:46:27.009
5 -	1:01.978	45.026	1:47.004	73.34	1.767	14:48:14.013
6 -	1:01.782	45.149	1:46.931	73.39	1.694	14:50:00.944
7 -	1:00.973	45.031	1:46.004 (2)	74.03	0.767	14:51:46.948
8 -	1:01.133	44.104	1:45.237 (1)	74.57		14:53:32.185
9 -	1:00.642	45.492	1:46.134 (3)	73.94	0.897	14:55:18.319

P13 85 C Andrew KITE			Ducati - Red Rebel Racing			
IDEAL LAP TIME : 1:45.939		BEST LAP TIME : 1:47.114		DIFFERENCE : 1.175		
LAP	SECTOR 1	SECTOR 2	LAP TIME	MPH	DIFF	TIME OF DAY
1 -			1:59.161	65.86	12.047	14:40:54.375
2 -	1:01.996	46.558	1:48.554	72.29	1.440	14:42:42.929
3 -	1:02.540	46.747	1:49.287	71.81	2.173	14:44:32.216
4 -	1:01.897	46.450	1:48.347	72.43	1.233	14:46:20.563
5 -	1:01.949	46.912	1:48.861	72.09	1.747	14:48:09.424
6 -	1:01.563	46.487	1:48.050	72.63	0.936	14:49:57.474
7 -	1:01.438	45.742	1:47.180 (2)	73.22	0.066	14:51:44.654
8 -	1:01.812	45.302	1:47.114 (1)	73.26		14:53:31.768
9 -	1:00.637	47.176	1:47.813 (3)	72.79	0.699	14:55:19.581

P14 65 C Andrew MOXON			Yamaha - Suzanne Moxon			
IDEAL LAP TIME : 1:48.199		BEST LAP TIME : 1:48.499		DIFFERENCE : 0.300		
LAP	SECTOR 1	SECTOR 2	LAP TIME	MPH	DIFF	TIME OF DAY
1 -			2:01.553	64.56	13.054	14:40:56.767
2 -	1:03.768	47.625	1:51.393	70.45	2.894	14:42:48.160
3 -	1:04.345	48.116	1:52.461	69.78	3.962	14:44:40.621
4 -	1:04.244	47.770	1:52.014	70.06	3.515	14:46:32.635

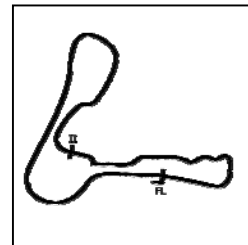
Weather / Track : Bright / Dry

Cadwell Park
Circuit Length = 2.1800 miles
Start: 14:38 Flag 14:54 End: 14:56

BMCRC - MRO Championships 2019 - Rnd 3 @ Cadwell Park

BMCRC Thunderbike Sport - B & C

RACE 10 - SECTOR ANALYSIS



SECTOR 1 = FL to I1, SECTOR 2 = I1 to FL, DIFF = Difference To Personal Best Lap, P = Crossed Finish Line in Pit Lane, D = Time Disallowed

5 -	1:04.269	48.927	1:53.196	69.33	4.697	14:48:25.831
6 -	1:04.222	47.979	1:52.201	69.94	3.702	14:50:18.032
7 -	1:02.920	47.259	1:50.179 (3)	71.23	1.680	14:52:08.211
8 -	1:02.402	46.545	1:48.947 (2)	72.03	0.448	14:53:57.158
9 -	1:01.654	46.845	1:48.499 (1)	72.33		14:55:45.657

P15 56 B		Jason SOILLEUX		Ducati -		
IDEAL LAP TIME : 1:49.427		BEST LAP TIME : 1:49.427		DIFFERENCE : 0.000		
LAP	SECTOR 1	SECTOR 2	LAP TIME	MPH	DIFF	TIME OF DAY
1 -		48.142	2:04.189	63.19	14.762	14:40:59.403
2 -	1:04.686	47.909	1:52.595	69.70	3.168	14:42:51.998
3 -	1:03.775	47.708	1:51.483	70.39	2.056	14:44:43.481
4 -	1:03.895	46.157	1:50.052 (2)	71.31	0.625	14:46:33.533
5 -	1:03.794	47.935	1:51.729	70.24	2.302	14:48:25.262
6 -	1:03.460	46.879	1:50.339	71.12	0.912	14:50:15.601
7 -	1:03.642	46.977	1:50.619	70.94	1.192	14:52:06.220
8 -	1:03.672	46.545	1:50.217 (3)	71.20	0.790	14:53:56.437
9 -	1:03.415	46.012	1:49.427 (1)	71.71		14:55:45.864

P16 624 B		Matthew FEDRICK (R)		Yamaha - Matthew Fedrick farriers ltd		
IDEAL LAP TIME : 1:51.978		BEST LAP TIME : 1:51.978		DIFFERENCE : 0.000		
LAP	SECTOR 1	SECTOR 2	LAP TIME	MPH	DIFF	TIME OF DAY
1 -		49.388	2:05.270	62.64	13.292	14:41:00.484
2 -	1:05.097	48.384	1:53.481	69.15	1.503	14:42:53.965
3 -	1:05.462	48.321	1:53.783	68.97	1.805	14:44:47.748
4 -	1:05.006	48.446	1:53.452 (3)	69.17	1.474	14:46:41.200
5 -	1:05.439	47.839	1:53.278 (2)	69.28	1.300	14:48:34.478
6 -	1:06.084	47.895	1:53.979	68.85	2.001	14:50:28.457
7 -	1:06.877	48.686	1:55.563	67.91	3.585	14:52:24.020
8 -	1:04.320	47.658	1:51.978 (1)	70.08		14:54:15.998

P17 37 C		Ricky WOODS		Suzuki - T & S Vehicle Repairs		
IDEAL LAP TIME : 1:50.528		BEST LAP TIME : 1:51.216		DIFFERENCE : 0.688		
LAP	SECTOR 1	SECTOR 2	LAP TIME	MPH	DIFF	TIME OF DAY
1 -		50.728	2:07.454	61.57	16.238	14:41:02.668
2 -	1:03.673	47.672	1:51.345 (2)	70.48	0.129	14:42:54.013
3 -	1:03.905	47.311	1:51.216 (1)	70.56		14:44:45.229
4 -	1:05.498	47.519	1:53.017	69.44	1.801	14:46:38.246
5 -	1:05.783	46.855	1:52.638 (3)	69.67	1.422	14:48:30.884
6 -	1:07.454	48.616	1:56.070	67.61	4.854	14:50:26.954
7 -	1:07.525	49.271	1:56.796	67.19	5.580	14:52:23.750
8 -	1:08.624	48.052	1:56.676	67.26	5.460	14:54:20.426

P18 51 C		Paul BEESLEY		Yamaha -		
IDEAL LAP TIME : 1:52.453		BEST LAP TIME : 1:52.971		DIFFERENCE : 0.518		
LAP	SECTOR 1	SECTOR 2	LAP TIME	MPH	DIFF	TIME OF DAY
1 -		50.535	2:08.538	61.05	15.567	14:41:03.752
2 -	1:06.199	49.261	1:55.460	67.97	2.489	14:42:59.212
3 -	1:05.320	48.568	1:53.888	68.91	0.917	14:44:53.100
4 -	1:06.546	48.899	1:55.445	67.98	2.474	14:46:48.545
5 -	1:04.740	48.776	1:53.516	69.13	0.545	14:48:42.061
6 -	1:04.317	48.654	1:52.971 (1)	69.46		14:50:35.032
7 -	1:04.920	48.136	1:53.056 (3)	69.41	0.085	14:52:28.088
8 -	1:04.598	48.408	1:53.006 (2)	69.44	0.035	14:54:21.094

P19 331 C		Illiam QUAYLE		Suzuki -		
IDEAL LAP TIME : 1:46.343		BEST LAP TIME : 1:46.343		DIFFERENCE : 0.000		
LAP	SECTOR 1	SECTOR 2	LAP TIME	MPH	DIFF	TIME OF DAY
1 -			1:59.995	65.40	13.652	14:40:55.209

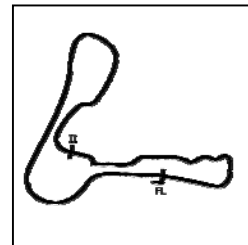
Weather / Track : Bright / Dry

Cadwell Park
Circuit Length = 2.1800 miles
Start: 14:38 Flag 14:54 End: 14:56

BMCRC - MRO Championships 2019 - Rnd 3 @ Cadwell Park

BMCRC Thunderbike Sport - B & C

RACE 10 - SECTOR ANALYSIS



SECTOR 1 = FL to I1, SECTOR 2 = I1 to FL, DIFF = Difference To Personal Best Lap, P = Crossed Finish Line in Pit Lane, D = Time Disallowed

2 -	1:01.571	46.739	1:48.310 (3)	72.45	1.967	14:42:43.519
3 -	1:01.607	1:01.868	2:03.475	63.55	17.132	14:44:46.994
4 -	1:03.379	45.029	1:48.408	72.39	2.065	14:46:35.402
5 -	1:01.674	45.709	1:47.383 (2)	73.08	1.040	14:48:22.785
6 -	1:01.386	44.957	1:46.343 (1)	73.79		14:50:09.128
7 -	1:42.359	50.664	2:33.023	51.28	46.680	14:52:42.151
8 -	1:04.218	50.517	1:54.735	68.40	8.392	14:54:36.886

LAP	SECTOR 1	SECTOR 2	LAP TIME	MPH	DIFF	TIME OF DAY
1 -		49.782	2:06.372	62.10	9.859	14:41:01.586
2 -	1:06.865	49.648	1:56.513 (1)	67.35		14:42:58.099
3 -	1:07.726	49.171	1:56.897 (3)	67.13	0.384	14:44:54.996
4 -	1:08.167	49.389	1:57.556	66.76	1.043	14:46:52.552
5 -	1:07.755	50.310	1:58.065	66.47	1.552	14:48:50.617
6 -	1:08.354	49.629	1:57.983	66.51	1.470	14:50:48.600
7 -	1:07.747	49.002	1:56.749 (2)	67.22	0.236	14:52:45.349
8 -	1:08.989	49.287	1:58.276	66.35	1.763	14:54:43.625

LAP	SECTOR 1	SECTOR 2	LAP TIME	MPH	DIFF	TIME OF DAY
1 -		50.613	2:10.342	60.21	13.138	14:41:05.556
2 -	1:09.174	50.526	1:59.700	65.56	2.496	14:43:05.256
3 -	1:08.877	50.586	1:59.463	65.69	2.259	14:45:04.719
4 -	1:10.243	50.473	2:00.716	65.01	3.512	14:47:05.435
5 -	1:08.943	49.776	1:58.719	66.10	1.515	14:49:04.154
6 -	1:08.440	49.602	1:58.042 (3)	66.48	0.838	14:51:02.196
7 -	1:07.827	49.377	1:57.204 (1)	66.96		14:52:59.400
8 -	1:07.979	49.272	1:57.251 (2)	66.93	0.047	14:54:56.651

LAP	SECTOR 1	SECTOR 2	LAP TIME	MPH	DIFF	TIME OF DAY
1 -		50.660	2:09.769	60.47	11.791	14:41:04.983
2 -	1:08.928	50.803	1:59.731	65.54	1.753	14:43:04.714
3 -	1:08.638	51.030	1:59.668	65.58	1.690	14:45:04.382
4 -	1:09.956	51.117	2:01.073	64.82	3.095	14:47:05.455
5 -	1:09.761	50.735	2:00.496	65.13	2.518	14:49:05.951
6 -	1:08.792	50.369	1:59.161 (3)	65.86	1.183	14:51:05.112
7 -	1:07.918	50.790	1:58.708 (2)	66.11	0.730	14:53:03.820
8 -	1:08.004	49.974	1:57.978 (1)	66.52		14:55:01.798

LAP	SECTOR 1	SECTOR 2	LAP TIME	MPH	DIFF	TIME OF DAY
1 -		52.795	2:18.795	56.54	19.096	14:41:14.009
2 -	1:11.601	51.693	2:03.294	63.65	3.595	14:43:17.303
3 -	1:09.939	50.705	2:00.644	65.05	0.945	14:45:17.947
4 -	1:09.837	50.698	2:00.535 (3)	65.11	0.836	14:47:18.482
5 -	1:08.887	51.700	2:00.587	65.08	0.888	14:49:19.069
6 -	1:08.706	52.300	2:01.006	64.85	1.307	14:51:20.075
7 -	1:08.959	50.740	1:59.699 (1)	65.56		14:53:19.774
8 -	1:09.602	50.224	1:59.826 (2)	65.49	0.127	14:55:19.600

LAP	SECTOR 1	SECTOR 2	LAP TIME	MPH	DIFF	TIME OF DAY
1 -		52.795	2:18.795	56.54	19.096	14:41:14.009
2 -	1:11.601	51.693	2:03.294	63.65	3.595	14:43:17.303
3 -	1:09.939	50.705	2:00.644	65.05	0.945	14:45:17.947
4 -	1:09.837	50.698	2:00.535 (3)	65.11	0.836	14:47:18.482
5 -	1:08.887	51.700	2:00.587	65.08	0.888	14:49:19.069
6 -	1:08.706	52.300	2:01.006	64.85	1.307	14:51:20.075
7 -	1:08.959	50.740	1:59.699 (1)	65.56		14:53:19.774
8 -	1:09.602	50.224	1:59.826 (2)	65.49	0.127	14:55:19.600

LAP	SECTOR 1	SECTOR 2	LAP TIME	MPH	DIFF	TIME OF DAY
1 -		52.795	2:18.795	56.54	19.096	14:41:14.009
2 -	1:11.601	51.693	2:03.294	63.65	3.595	14:43:17.303
3 -	1:09.939	50.705	2:00.644	65.05	0.945	14:45:17.947
4 -	1:09.837	50.698	2:00.535 (3)	65.11	0.836	14:47:18.482
5 -	1:08.887	51.700	2:00.587	65.08	0.888	14:49:19.069
6 -	1:08.706	52.300	2:01.006	64.85	1.307	14:51:20.075
7 -	1:08.959	50.740	1:59.699 (1)	65.56		14:53:19.774
8 -	1:09.602	50.224	1:59.826 (2)	65.49	0.127	14:55:19.600

LAP	SECTOR 1	SECTOR 2	LAP TIME	MPH	DIFF	TIME OF DAY
1 -		52.795	2:18.795	56.54	19.096	14:41:14.009
2 -	1:11.601	51.693	2:03.294	63.65	3.595	14:43:17.303
3 -	1:09.939	50.705	2:00.644	65.05	0.945	14:45:17.947
4 -	1:09.837	50.698	2:00.535 (3)	65.11	0.836	14:47:18.482
5 -	1:08.887	51.700	2:00.587	65.08	0.888	14:49:19.069
6 -	1:08.706	52.300	2:01.006	64.85	1.307	14:51:20.075
7 -	1:08.959	50.740	1:59.699 (1)	65.56		14:53:19.774
8 -	1:09.602	50.224	1:59.826 (2)	65.49	0.127	14:55:19.600

LAP	SECTOR 1	SECTOR 2	LAP TIME	MPH	DIFF	TIME OF DAY
1 -		52.795	2:18.795	56.54	19.096	14:41:14.009
2 -	1:11.601	51.693	2:03.294	63.65	3.595	14:43:17.303
3 -	1:09.939	50.705	2:00.644	65.05	0.945	14:45:17.947
4 -	1:09.837	50.698	2:00.535 (3)	65.11	0.836	14:47:18.482
5 -	1:08.887	51.700	2:00.587	65.08	0.888	14:49:19.069
6 -	1:08.706	52.300	2:01.006	64.85	1.307	14:51:20.075
7 -	1:08.959	50.740	1:59.699 (1)	65.56		14:53:19.774
8 -	1:09.602	50.224	1:59.826 (2)	65.49	0.127	14:55:19.600

LAP	SECTOR 1	SECTOR 2	LAP TIME	MPH	DIFF	TIME OF DAY
1 -		52.795	2:18.795	56.54	19.096	14:41:14.009
2 -	1:11.601	51.693	2:03.294	63.65	3.595	14:43:17.303
3 -	1:09.939	50.705	2:00.644	65.05	0.945	14:45:17.947
4 -	1:09.837	50.698	2:00.535 (3)	65.11	0.836	14:47:18.482
5 -	1:08.887	51.700	2:00.587	65.08	0.888	14:49:19.069
6 -	1:08.706	52.300	2:01.006	64.85	1.307	14:51:20.075
7 -	1:08.959	50.740	1:59.699 (1)	65.56		14:53:19.774
8 -	1:09.602	50.224	1:59.826 (2)	65.49	0.127	14:55:19.600

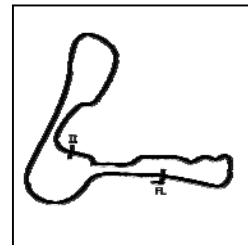
Weather / Track : Bright / Dry

Cadwell Park
Circuit Length = 2.1800 miles
Start: 14:38 Flag 14:54 End: 14:56

BMCRC - MRO Championships 2019 - Rnd 3 @ Cadwell Park

BMCRC Thunderbike Sport - B & C

RACE 10 - SECTOR ANALYSIS



SECTOR 1 = FL to I1, SECTOR 2 = I1 to FL, DIFF = Difference To Personal Best Lap, P = Crossed Finish Line in Pit Lane, D = Time Disallowed

1 -		52.986	2:17.678	57.00	15.783	14:41:12.892
2 -	1:13.901	52.167	2:06.068	62.25	4.173	14:43:18.960
3 -	1:12.842	51.459	2:04.301 (3)	63.13	2.406	14:45:23.261
4 -	1:13.195	51.340	2:04.535	63.01	2.640	14:47:27.796
5 -	1:12.405	52.464	2:04.869	62.85	2.974	14:49:32.665
6 -	1:12.953	51.817	2:04.770	62.90	2.875	14:51:37.435
7 -	1:12.328	51.861	2:04.189 (2)	63.19	2.294	14:53:41.624
8 -	1:11.204	50.691	2:01.895 (1)	64.38		14:55:43.519

P25 851 B		George PRINOS (R)		Ducati - KAPPA PLANNING LTD			
IDEAL LAP TIME : 2:13.787		BEST LAP TIME : 2:14.889		DIFFERENCE : 1.102			
LAP	SECTOR 1	SECTOR 2	LAP TIME	MPH	DIFF	TIME OF DAY	
1 -		54.893	2:21.548	55.44	6.659	14:41:16.762	
2 -	1:19.822	58.230	2:18.052	56.84	3.163	14:43:34.814	
3 -	1:21.007	56.753	2:17.760	56.96	2.871	14:45:52.574	
4 -	1:21.175	56.125	2:17.300 (3)	57.15	2.411	14:48:09.874	
5 -	1:19.433	57.940	2:17.373	57.12	2.484	14:50:27.247	
6 -	1:18.894	56.032	2:14.926 (2)	58.16	0.037	14:52:42.173	
7 -	1:19.044	55.845	2:14.889 (1)	58.18		14:54:57.062	

P26 90 C		Edward WATSON		Yamaha - Motorsportdays.com TEA Time Racing			
IDEAL LAP TIME : 1:45.721		BEST LAP TIME : 1:45.721		DIFFERENCE : 0.000			
LAP	SECTOR 1	SECTOR 2	LAP TIME	MPH	DIFF	TIME OF DAY	
1 -			2:00.060	65.36	14.339	14:40:55.274	
2 -	1:00.331	45.390	1:45.721 (1)	74.23		14:42:40.995	
3 -	1:00.459	46.351	1:46.810 (2)	73.47	1.089	14:44:27.805	

P27 373 B		Robert PRICE (R)		Suzuki -			
IDEAL LAP TIME : 1:52.995		BEST LAP TIME : 1:52.995		DIFFERENCE : 0.000			
LAP	SECTOR 1	SECTOR 2	LAP TIME	MPH	DIFF	TIME OF DAY	
1 -		50.026	2:07.661	61.47	14.666	14:41:02.875	
2 -	1:06.395	48.723	1:55.118 (2)	68.17	2.123	14:42:57.993	
3 -	1:05.060	47.935	1:52.995 (1)	69.45		14:44:50.988	

BMCRC - MRO Championships 2019 - Rnd 3 @ Cadwell Park

BMCRC Thunderbike Sport - B & C

RACE 10 - BEST SECTORS

SECTOR 1			SECTOR 2			IDEAL / BEST COMPARISON						
POS	NO	NAME	TIME	NO	NAME	TIME	POS	NO	NAME	IDEAL	BEST	DIFF
									PERFECT LAP	1:39.657		
1	217	STANIFORTH	57.896	217	STANIFORTH	41.761	1	217	STANIFORTH	1:39.657	1:39.964	0.307
2	666	BEASLEY	58.369	148	WELSH	42.538	2	666	BEASLEY	1:41.585	1:42.115	0.530
3	148	WELSH	59.173	135	INGHAM	42.900	3	148	WELSH	1:41.711	1:42.009	0.298
4	100	HOWTON	59.196	666	BEASLEY	43.216	4	135	INGHAM	1:42.302	1:42.457	0.155
5	135	INGHAM	59.402	54	JAMISON	43.521	5	54	JAMISON	1:43.049	1:43.490	0.441
6	54	JAMISON	59.528	13	GREEN	43.762	6	100	HOWTON	1:43.288	1:43.382	0.094
7	13	GREEN	1:00.048	17	DOWNES (R)	43.918	7	13	GREEN	1:43.810	1:43.816	0.006
8	90	WATSON	1:00.331	100	HOWTON	44.092	8	76	RODGERS	1:44.746	1:45.237	0.491
9	208	NELSON	1:00.573	76	RODGERS	44.104	9	17	DOWNES (R)	1:45.028	1:45.222	0.194
10	85	KITE	1:00.637	34	THOMAS (R)	44.650	10	208	NELSON	1:45.362	1:45.362	0.000
11	76	RODGERS	1:00.642	208	NELSON	44.789	11	90	WATSON	1:45.721	1:45.721	0.000
12	104	ROBINSON (R)	1:00.926	104	ROBINSON (R)	44.855	12	104	ROBINSON (R)	1:45.781	1:45.994	0.213
13	17	DOWNES (R)	1:01.110	331	QUAYLE	44.957	13	85	KITE	1:45.939	1:47.114	1.175
14	34	THOMAS (R)	1:01.302	85	KITE	45.302	14	34	THOMAS (R)	1:45.952	1:46.212	0.260
15	331	QUAYLE	1:01.386	90	WATSON	45.390	15	331	QUAYLE	1:46.343	1:46.343	0.000
16	65	MOXON	1:01.654	56	SOILLEUX	46.012	16	65	MOXON	1:48.199	1:48.499	0.300
17	56	SOILLEUX	1:03.415	65	MOXON	46.545	17	56	SOILLEUX	1:49.427	1:49.427	0.000
18	37	WOODS	1:03.673	37	WOODS	46.855	18	37	WOODS	1:50.528	1:51.216	0.688
19	51	BEESLEY	1:04.317	624	FEDRICK (R)	47.658	19	624	FEDRICK (R)	1:51.978	1:51.978	0.000
20	624	FEDRICK (R)	1:04.320	373	PRICE (R)	47.935	20	51	BEESLEY	1:52.453	1:52.971	0.518
21	373	PRICE (R)	1:05.060	51	BEESLEY	48.136	21	373	PRICE (R)	1:52.995	1:52.995	0.000
22	22	MAY	1:06.865	22	MAY	49.002	22	22	MAY	1:55.867	1:56.513	0.646
23	101	TRIPP (R)	1:07.827	101	TRIPP (R)	49.272	23	101	TRIPP (R)	1:57.099	1:57.204	0.105
24	33	PARAPANOS (R)	1:07.918	33	PARAPANOS (R)	49.974	24	33	PARAPANOS (R)	1:57.892	1:57.978	0.086
25	196	PETERSON (R)	1:08.706	196	PETERSON (R)	50.224	25	196	PETERSON (R)	1:58.930	1:59.699	0.769
26	117	HARRIS	1:11.204	117	HARRIS	50.691	26	117	HARRIS	2:01.895	2:01.895	0.000
27	851	PRINOS (R)	1:18.894	851	PRINOS (R)	54.893	27	851	PRINOS (R)	2:13.787	2:14.889	1.102

Weather / Track : Bright / Dry

Results can be found at www.tsl-timing.com

Cadwell Park
Circuit Length = 2.1800 miles
Start: 14:38 Flag 14:54 End: 14:56

Printed - 14:59 Sunday, 28 April 2019

BMCRC - MRO Championships 2019 - Rnd 3 @ Cadwell Park



BMCRC Thunderbike Sport - A & C

RACE 19 - GRID (9 Laps)

ROW 10	28	183	Pete GIBSON	29	47	Thomas WATSON	1		
ROW 9	25	9	Karl COONEY	26	143	Robert DAVIE	27	117	Jordan HARRIS
ROW 8	22	100	Craig HOWTON	23	11	Oliver JOHNSON	24	208	Adam NELSON
ROW 7	19	94	Steve SAINT	20	84	Ricardo BRANCO	21	66	Mark SMITH
ROW 6	16	171	Colin CLUNE	17	22	Matthew MAY	18	37	Ricky WOODS
ROW 5	13	51	Paul BEESLEY	14	65	Andrew MOXON	15	0	Luke STANLEY
ROW 4	10	90	Edward WATSON	11	76	Phillip RODGERS	12	48	Shaun WALLIS
ROW 3	7	191	James SEATH	8	148	Richie WELSH	9	81	Malvern MAY
ROW 2	4	961	Jack SIM	5	85	Andrew KITE	6	331	Illiam QUAYLE
ROW 1	1	74	Daniel SINGLETON	2	93	Jack WALLIS	3	135	Daniel INGHAM
			Pole						

Cadwell Park
Circuit Length = 2.1800 miles

These results are provisional until the conclusion of any judicial and technical matters.

Clerk Of Course :	Timekeeper :
-------------------	--------------

Results can be found at www.tsl-timing.com

Printed - 15:07 Sunday, 28 April 2019



BMCRC - MRO Championships 2019 - Rnd 3 @ Cadwell Park

BMCRC Thunderbike Sport - A & C

RACE 19 - CLASSIFICATION

POS	NO	CL	PIC NAME	ENTRY	LAPS	TIME	GAP	DIFF	MPH	BEST	ON
1	74	A	1 Daniel SINGLETON	Honda - Bambino Developments Racing	5	8:31.917			76.65	1:39.435	4
2	135	C	1 Daniel INGHAM	Suzuki - Derek Jones Butchers	5	8:46.371	14.454	14.454	74.54	1:43.229	4
3	961	A	2 Jack SIM	Yamaha -	5	8:50.528	18.611	4.157	73.96	1:43.906	4
4	48	A	3 Shaun WALLIS	Yamaha - Watling Tyres	5	8:50.747	18.830	0.219	73.93	1:43.210	4
5	191	A	4 James SEATH	Kawasaki - Ovenden Earthmoving	5	8:54.355	22.438	3.608	73.43	1:44.914	2
6	84	A	5 Ricardo BRANCO	Yamaha - IMP Racing	5	8:58.760	26.843	4.405	72.83	1:45.319	5
7	81	A	6 Malvern MAY	Honda -	5	8:59.297	27.380	0.537	72.76	1:45.097	5
8	76	C	2 Phillip RODGERS	Suzuki - pinbadgelab.co.uk	5	9:00.036	28.119	0.739	72.66	1:45.589	5
9	148*	C	3 Richie WELSH	Yamaha - EDEN'S EXPERIENCES/PETER FLEMING	5	9:00.073	28.156	0.037	72.65	1:42.731	3
10	208	C	4 Adam NELSON	Ducati - Desmowerx	5	9:06.003	34.086	5.930	71.86	1:43.882	5
11	85	C	5 Andrew KITE	Ducati - Red Rebel Racing	5	9:08.845	36.928	2.842	71.49	1:46.232	5
12	94	A	7 Steve SAINT	Yamaha - me	5	9:10.111	38.194	1.266	71.33	1:46.895	5
13	171	A	8 Colin CLUNE	Suzuki -	5	9:17.193	45.276	7.082	70.42	1:48.515	3
14	11	A	9 Oliver JOHNSON	Kawasaki -	5	9:18.237	46.320	1.044	70.29	1:45.759	5
15	37	C	6 Ricky WOODS	Suzuki - T & S Vehicle Repairs	5	9:37.884	1:05.967	19.647	67.90	1:51.002	2
16	51	C	7 Paul BEESLEY	Yamaha -	5	9:46.271	1:14.354	8.387	66.93	1:54.446	5
17	143	A	10 Robert DAVIE	Suzuki -	5	9:48.042	1:16.125	1.771	66.73	1:54.869	4
18	22	C	8 Matthew MAY	Honda - Tliehurst Glass Racing	5	9:54.425	1:22.508	6.383	66.01	1:56.407	4
19	117	C	9 Jordan HARRIS	Suzuki - Steve Jordan Motorcycles	5	10:06.340	1:34.423	11.915	64.71	1:57.509	5

NOT CLASSIFIED

DNF	331	C	Illiam QUAYLE	Suzuki -	3	5:25.352	2 Laps	2 Laps	72.36	1:44.417	3
-----	-----	---	---------------	----------	---	----------	--------	--------	-------	----------	---

FASTEST LAP

74	A	Daniel SINGLETON	Honda - Bambino Developments Racing	4	1:39.435	78.92 mph	127.02 kph
148	C	Richie WELSH	Yamaha - EDEN'S EXPERIENCES/PETER FLEMING	3	1:42.731	76.39 mph	122.94 kph

No. 148 - 10 second penalty, jump start

Class A - 92.5% of Race Speed = 70.90 mph

Class C - 92.5% of Race Speed = 68.94 mph

Cadwell Park

Circuit Length = 2.1800 miles

Start: 18:14 Flag 18:22 End: 18:24

Weather / Track : Bright / Dry

These results are provisional until the conclusion of any judicial and technical matters.

Clerk Of Course :	Timekeeper :
-------------------	--------------

Results can be found at www.tsl-timing.com

Printed - 18:25 Sunday, 28 April 2019



BMCRC - MRO Championships 2019 - Rnd 3 @ Cadwell Park

BMCRC Thunderbike Sport - A & C

RACE 19 - LAP CHART

LAP 1 @ 18:15:49.725

NO	BEHIND	LAP TIME
74		1:47.660
961	4.369	1:52.029
135	4.762	1:52.422
191	6.104	1:53.764
331	6.659	1:54.319
81	6.841	1:54.501
48	6.950	1:54.610
148	7.381	1:55.041
84	8.123	1:55.783
76	8.639	1:56.299
85	11.202	1:58.862
94	11.438	1:59.098
171	12.071	1:59.731
208	15.831	2:03.491
22	16.204	2:03.864
37	16.552	2:04.212
11	16.702	2:04.362
51	17.454	2:05.114
143	19.200	2:06.860
117	21.512	2:09.172

LAP 2 @ 18:17:30.577

NO	BEHIND	LAP TIME
74		1:40.852
135	7.509	1:43.599
961	9.144	1:45.627
191	10.166	1:44.914
148	10.988	1:44.459
48	11.251	1:45.153
331	12.423	1:46.616
81	13.323	1:47.334
84	13.367	1:46.096
76	13.923	1:46.136
85	19.007	1:48.657
94	19.344	1:48.758
171	19.958	1:48.739
208	20.049	1:45.070
37	26.702	1:51.002
11	28.046	1:52.196
22	32.614	1:57.262
51	33.141	1:56.539
143	33.998	1:55.650
117	41.993	2:01.333

LAP 3 @ 18:19:10.745

NO	BEHIND	LAP TIME
74		1:40.168
135	10.582	1:43.241
961	13.319	1:44.343
148	13.551	1:42.731
191	15.047	1:45.049
48	15.448	1:44.365
331	16.672	1:44.417
84	18.880	1:45.681
81	19.361	1:46.206
76	19.780	1:46.025
85	25.991	1:47.152
94	26.820	1:47.644
208	26.926	1:47.045
171	28.305	1:48.515
11	37.083	1:49.205

37	40.261	1:53.727
51	48.466	1:55.493
143	49.581	1:55.751
22	50.726	1:58.280
117	1:01.625	1:59.800

LAP 4 @ 18:20:50.180

NO	BEHIND	LAP TIME
74		1:39.435
135	14.376	1:43.229
961	17.790	1:43.906
148	18.098	1:43.982
48	19.223	1:43.210
191	21.103	1:45.491
84	25.326	1:45.881
81	26.085	1:46.159
76	26.332	1:45.987
208	34.006	1:46.515
85	34.498	1:47.942
94	35.101	1:47.716
171	38.149	1:49.279
11	44.363	1:46.715
37	55.503	1:54.677
51	1:03.710	1:54.679
143	1:05.015	1:54.869
22	1:07.698	1:56.407
117	1:20.716	1:58.526

LAP 5 @ 18:22:33.982

NO	BEHIND	LAP TIME
74		1:43.802
135	14.454	1:43.880
148	18.156	1:43.860
961	18.611	1:44.623
48	18.830	1:43.409
191	22.438	1:45.137
84	26.843	1:45.319
81	27.380	1:45.097
76	28.119	1:45.589
208	34.086	1:43.882
85	36.928	1:46.232
94	38.194	1:46.895
171	45.276	1:50.929
11	46.320	1:45.759
37	1:05.967	1:54.266
51	1:14.354	1:54.446
143	1:16.125	1:54.912
22	1:22.508	1:58.612
117	1:34.423	1:57.509

Weather / Track : Bright / Dry

Results can be found at www.tsl-timing.com

Cadwell Park

Circuit Length = 2.1800 miles

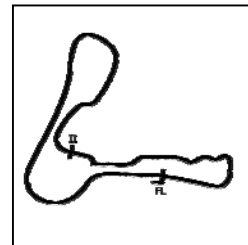
Start: 18:14 Flag 18:22 End: 18:24

Printed - 18:27 Sunday, 28 April 2019

BMCRC - MRO Championships 2019 - Rnd 3 @ Cadwell Park

BMCRC Thunderbike Sport - A & C

RACE 19 - SECTOR ANALYSIS



SECTOR 1 = FL to I1, SECTOR 2 = I1 to FL, DIFF = Difference To Personal Best Lap, P = Crossed Finish Line in Pit Lane, D = Time Disallowed

P1 74 A Daniel SINGLETON		Honda - Bambino Developments Racing				
IDEAL LAP TIME : 1:39.435		BEST LAP TIME : 1:39.435		DIFFERENCE : 0.000		
LAP	SECTOR 1	SECTOR 2	LAP TIME	MPH	DIFF	TIME OF DAY
1 -		43.429	1:47.660	72.89	8.225	18:15:49.725
2 -	58.289	42.563	1:40.852 (3)	77.81	1.417	18:17:30.577
3 -	58.042	42.126	1:40.168 (2)	78.34	0.733	18:19:10.745
4 -	57.834	41.601	1:39.435 (1)	78.92		18:20:50.180
5 -	58.832	44.970	1:43.802	75.60	4.367	18:22:33.982

P2 135 C Daniel INGHAM		Suzuki - Derek Jones Butchers				
IDEAL LAP TIME : 1:42.324		BEST LAP TIME : 1:43.229		DIFFERENCE : 0.905		
LAP	SECTOR 1	SECTOR 2	LAP TIME	MPH	DIFF	TIME OF DAY
1 -		44.355	1:52.422	69.80	9.193	18:15:54.487
2 -	1:00.885	42.714	1:43.599 (3)	75.75	0.370	18:17:38.086
3 -	59.836	43.405	1:43.241 (2)	76.01	0.012	18:19:21.327
4 -	59.610	43.619	1:43.229 (1)	76.02		18:21:04.556
5 -	1:00.022	43.858	1:43.880	75.54	0.651	18:22:48.436

P3 961 A Jack SIM		Yamaha -				
IDEAL LAP TIME : 1:43.670		BEST LAP TIME : 1:43.906		DIFFERENCE : 0.236		
LAP	SECTOR 1	SECTOR 2	LAP TIME	MPH	DIFF	TIME OF DAY
1 -		44.234	1:52.029	70.05	8.123	18:15:54.094
2 -	1:01.409	44.218	1:45.627	74.29	1.721	18:17:39.721
3 -	1:00.700	43.643	1:44.343 (2)	75.21	0.437	18:19:24.064
4 -	1:00.462	43.444	1:43.906 (1)	75.53		18:21:07.970
5 -	1:00.226	44.397	1:44.623 (3)	75.01	0.717	18:22:52.593

P4 48 A Shaun WALLIS		Yamaha - Watling Tyres				
IDEAL LAP TIME : 1:42.903		BEST LAP TIME : 1:43.210		DIFFERENCE : 0.307		
LAP	SECTOR 1	SECTOR 2	LAP TIME	MPH	DIFF	TIME OF DAY
1 -		45.136	1:54.610	68.47	11.400	18:15:56.675
2 -	1:00.674	44.479	1:45.153	74.63	1.943	18:17:41.828
3 -	59.969	44.396	1:44.365 (3)	75.19	1.155	18:19:26.193
4 -	59.639	43.571	1:43.210 (1)	76.03		18:21:09.403
5 -	59.332	44.077	1:43.409 (2)	75.89	0.199	18:22:52.812

P5 191 A James SEATH		Kawasaki - Ovenden Earthmoving				
IDEAL LAP TIME : 1:44.050		BEST LAP TIME : 1:44.914		DIFFERENCE : 0.864		
LAP	SECTOR 1	SECTOR 2	LAP TIME	MPH	DIFF	TIME OF DAY
1 -		45.013	1:53.764	68.98	8.850	18:15:55.829
2 -	1:00.977	43.937	1:44.914 (1)	74.80		18:17:40.743
3 -	1:00.113	44.936	1:45.049 (2)	74.70	0.135	18:19:25.792
4 -	1:00.974	44.517	1:45.491	74.39	0.577	18:21:11.283
5 -	1:00.683	44.454	1:45.137 (3)	74.64	0.223	18:22:56.420

P6 84 A Ricardo BRANCO		Yamaha - IMP Racing				
IDEAL LAP TIME : 1:45.242		BEST LAP TIME : 1:45.319		DIFFERENCE : 0.077		
LAP	SECTOR 1	SECTOR 2	LAP TIME	MPH	DIFF	TIME OF DAY
1 -		45.274	1:55.783	67.78	10.464	18:15:57.848
2 -	1:01.115	44.981	1:46.096	73.97	0.777	18:17:43.944
3 -	1:00.704	44.977	1:45.681 (2)	74.26	0.362	18:19:29.625
4 -	1:01.038	44.843	1:45.881 (3)	74.12	0.562	18:21:15.506
5 -	1:00.781	44.538	1:45.319 (1)	74.51		18:23:00.825

P7 81 A Malvern MAY		Honda -				
IDEAL LAP TIME : 1:45.097		BEST LAP TIME : 1:45.097		DIFFERENCE : 0.000		
LAP	SECTOR 1	SECTOR 2	LAP TIME	MPH	DIFF	TIME OF DAY

Weather / Track : Bright / Dry

Cadwell Park
Circuit Length = 2.1800 miles
Start: 18:14 Flag 18:22 End: 18:24

BMCRC - MRO Championships 2019 - Rnd 3 @ Cadwell Park

BMCRC Thunderbike Sport - A & C

RACE 19 - BEST SECTORS

SECTOR 1			SECTOR 2			IDEAL / BEST COMPARISON						
POS	NO	NAME	TIME	NO	NAME	TIME	POS	NO	NAME	IDEAL	BEST	DIFF
									PERFECT LAP	1:39.435		
1	74	SINGLETON	57.834	74	SINGLETON	41.601	1	74	SINGLETON	1:39.435	1:39.435	0.000
2	48	WALLIS	59.332	135	INGHAM	42.714	2	135	INGHAM	1:42.324	1:43.229	0.905
3	148	WELSH	59.494	148	WELSH	43.237	3	148	WELSH	1:42.731	1:42.731	0.000
4	135	INGHAM	59.610	961	SIM	43.444	4	48	WALLIS	1:42.903	1:43.210	0.307
5	208	NELSON	1:00.021	48	WALLIS	43.571	5	961	SIM	1:43.670	1:43.906	0.236
6	191	SEATH	1:00.113	208	NELSON	43.861	6	208	NELSON	1:43.882	1:43.882	0.000
7	961	SIM	1:00.226	11	JOHNSON	43.884	7	191	SEATH	1:44.050	1:44.914	0.864
8	81	MAY	1:00.262	191	SEATH	43.937	8	331	QUAYLE	1:44.417	1:44.417	0.000
9	331	QUAYLE	1:00.333	331	QUAYLE	44.084	9	81	MAY	1:45.097	1:45.097	0.000
10	76	RODGERS	1:00.469	84	BRANCO	44.538	10	84	BRANCO	1:45.242	1:45.319	0.077
11	84	BRANCO	1:00.704	81	MAY	44.835	11	76	RODGERS	1:45.589	1:45.589	0.000
12	85	KITE	1:00.883	94	SAINT	45.081	12	11	JOHNSON	1:45.759	1:45.759	0.000
13	94	SAINT	1:01.787	76	RODGERS	45.120	13	85	KITE	1:46.232	1:46.232	0.000
14	11	JOHNSON	1:01.875	85	KITE	45.349	14	94	SAINT	1:46.868	1:46.895	0.027
15	171	CLUNE	1:02.823	171	CLUNE	45.692	15	171	CLUNE	1:48.515	1:48.515	0.000
16	37	WOODS	1:04.463	37	WOODS	46.539	16	37	WOODS	1:51.002	1:51.002	0.000
17	51	BEESELEY	1:05.440	143	DAVIE	48.276	17	51	BEESELEY	1:54.425	1:54.446	0.021
18	143	DAVIE	1:06.551	51	BEESELEY	48.985	18	143	DAVIE	1:54.827	1:54.869	0.042
19	22	MAY	1:07.045	22	MAY	49.051	19	22	MAY	1:56.096	1:56.407	0.311
20	117	HARRIS	1:08.415	117	HARRIS	49.094	20	117	HARRIS	1:57.509	1:57.509	0.000

Weather / Track : Bright / Dry

Results can be found at www.tsl-timing.com

Cadwell Park

Circuit Length = 2.1800 miles

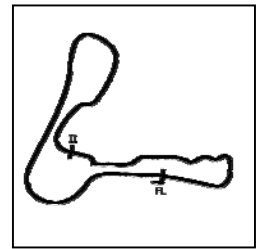
Start: 18:14 Flag 18:22 End: 18:24

Printed - 18:26 Sunday, 28 April 2019

BMCRC - MRO Championships 2019 - Rnd 3 @ Cadwell Park

BMCRC Thunderbike Sport - A & C

RACE 19 - SECTOR ANALYSIS



SECTOR 1 = FL to I1, SECTOR 2 = I1 to FL, DIFF = Difference To Personal Best Lap, P = Crossed Finish Line in Pit Lane, D = Time Disallowed

1 -		45.222	1:54.501	68.54	9.404	18:15:56.566
2 -	1:01.136	46.198	1:47.334	73.11	2.237	18:17:43.900
3 -	1:01.024	45.182	1:46.206 (3)	73.89	1.109	18:19:30.106
4 -	1:00.901	45.258	1:46.159 (2)	73.92	1.062	18:21:16.265
5 -	1:00.262	44.835	1:45.097 (1)	74.67		18:23:01.362

P8 76 C Phillip RODGERS		Suzuki - pinbadgelab.co.uk				
IDEAL LAP TIME : 1:45.589		BEST LAP TIME : 1:45.589		DIFFERENCE : 0.000		
LAP	SECTOR 1	SECTOR 2	LAP TIME	MPH	DIFF	TIME OF DAY
1 -		45.478	1:56.299	67.48	10.710	18:15:58.364
2 -	1:00.858	45.278	1:46.136	73.94	0.547	18:17:44.500
3 -	1:00.656	45.369	1:46.025 (3)	74.02	0.436	18:19:30.525
4 -	1:00.763	45.224	1:45.987 (2)	74.04	0.398	18:21:16.512
5 -	1:00.469	45.120	1:45.589 (1)	74.32		18:23:02.101

P9 148 C Richie WELSH		Yamaha - EDEN'S EXPERIENCES/PETER FLEMING				
IDEAL LAP TIME : 1:42.731		BEST LAP TIME : 1:42.731		DIFFERENCE : 0.000		
LAP	SECTOR 1	SECTOR 2	LAP TIME	MPH	DIFF	TIME OF DAY
1 -		45.256	1:55.041	68.21	12.310	18:15:57.106
2 -	1:00.634	43.825	1:44.459	75.13	1.728	18:17:41.565
3 -	59.494	43.237	1:42.731 (1)	76.39		18:19:24.296
4 -	1:00.469	43.513	1:43.982 (3)	75.47	1.251	18:21:08.278
5 -	1:00.188	43.672	1:43.860 (2)	75.56	1.129	18:22:52.138

P10 208 C Adam NELSON		Ducati - Desmowex				
IDEAL LAP TIME : 1:43.882		BEST LAP TIME : 1:43.882		DIFFERENCE : 0.000		
LAP	SECTOR 1	SECTOR 2	LAP TIME	MPH	DIFF	TIME OF DAY
1 -		48.485	2:03.491	63.55	19.609	18:16:05.556
2 -	1:00.916	44.154	1:45.070 (2)	74.69	1.188	18:17:50.626
3 -	1:02.035	45.010	1:47.045	73.31	3.163	18:19:37.671
4 -	1:01.301	45.214	1:46.515 (3)	73.68	2.633	18:21:24.186
5 -	1:00.021	43.861	1:43.882 (1)	75.54		18:23:08.068

P11 85 C Andrew KITE		Ducati - Red Rebel Racing				
IDEAL LAP TIME : 1:46.232		BEST LAP TIME : 1:46.232		DIFFERENCE : 0.000		
LAP	SECTOR 1	SECTOR 2	LAP TIME	MPH	DIFF	TIME OF DAY
1 -		46.751	1:58.862	66.02	12.630	18:16:00.927
2 -	1:02.257	46.400	1:48.657	72.22	2.425	18:17:49.584
3 -	1:01.428	45.724	1:47.152 (2)	73.24	0.920	18:19:36.736
4 -	1:01.501	46.441	1:47.942 (3)	72.70	1.710	18:21:24.678
5 -	1:00.883	45.349	1:46.232 (1)	73.87		18:23:10.910

P12 94 A Steve SAINT		Yamaha - me				
IDEAL LAP TIME : 1:46.868		BEST LAP TIME : 1:46.895		DIFFERENCE : 0.027		
LAP	SECTOR 1	SECTOR 2	LAP TIME	MPH	DIFF	TIME OF DAY
1 -		46.278	1:59.098	65.89	12.203	18:16:01.163
2 -	1:03.160	45.598	1:48.758	72.16	1.863	18:17:49.921
3 -	1:02.563	45.081	1:47.644 (2)	72.90	0.749	18:19:37.565
4 -	1:02.622	45.094	1:47.716 (3)	72.85	0.821	18:21:25.281
5 -	1:01.787	45.108	1:46.895 (1)	73.41		18:23:12.176

P13 171 A Colin CLUNE		Suzuki -				
IDEAL LAP TIME : 1:48.515		BEST LAP TIME : 1:48.515		DIFFERENCE : 0.000		
LAP	SECTOR 1	SECTOR 2	LAP TIME	MPH	DIFF	TIME OF DAY
1 -		46.635	1:59.731	65.54	11.216	18:16:01.796
2 -	1:02.908	45.831	1:48.739 (2)	72.17	0.224	18:17:50.535
3 -	1:02.823	45.692	1:48.515 (1)	72.32		18:19:39.050
4 -	1:03.495	45.784	1:49.279 (3)	71.81	0.764	18:21:28.329

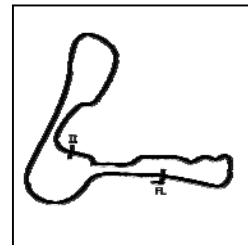
Weather / Track : Bright / Dry

Cadwell Park
Circuit Length = 2.1800 miles
Start: 18:14 Flag 18:22 End: 18:24

BMCRC - MRO Championships 2019 - Rnd 3 @ Cadwell Park

BMCRC Thunderbike Sport - A & C

RACE 19 - SECTOR ANALYSIS



SECTOR 1 = FL to I1, SECTOR 2 = I1 to FL, DIFF = Difference To Personal Best Lap, P = Crossed Finish Line in Pit Lane, D = Time Disallowed

5 - 1:04.504 46.425 1:50.929 70.74 2.414 18:23:19.258

P14 11 A		Oliver JOHNSON		Kawasaki -			
IDEAL LAP TIME : 1:45.759		BEST LAP TIME : 1:45.759		DIFFERENCE : 0.000			
LAP	SECTOR 1	SECTOR 2	LAP TIME	MPH	DIFF	TIME OF DAY	
1 -		48.350	2:04.362	63.10	18.603	18:16:06.427	
2 -	1:06.672	45.524	1:52.196	69.94	6.437	18:17:58.623	
3 -	1:04.203	45.002	1:49.205 (3)	71.86	3.446	18:19:47.828	
4 -	1:02.389	44.326	1:46.715 (2)	73.54	0.956	18:21:34.543	
5 -	1:01.875	43.884	1:45.759 (1)	74.20		18:23:20.302	

P15 37 C		Ricky WOODS		Suzuki - T & S Vehicle Repairs			
IDEAL LAP TIME : 1:51.002		BEST LAP TIME : 1:51.002		DIFFERENCE : 0.000			
LAP	SECTOR 1	SECTOR 2	LAP TIME	MPH	DIFF	TIME OF DAY	
1 -		48.541	2:04.212	63.18	13.210	18:16:06.277	
2 -	1:04.463	46.539	1:51.002 (1)	70.70		18:17:57.279	
3 -	1:05.264	48.463	1:53.727 (2)	69.00	2.725	18:19:51.006	
4 -	1:06.924	47.753	1:54.677	68.43	3.675	18:21:45.683	
5 -	1:06.467	47.799	1:54.266 (3)	68.68	3.264	18:23:39.949	

P16 51 C		Paul BEESLEY		Yamaha -			
IDEAL LAP TIME : 1:54.425		BEST LAP TIME : 1:54.446		DIFFERENCE : 0.021			
LAP	SECTOR 1	SECTOR 2	LAP TIME	MPH	DIFF	TIME OF DAY	
1 -		49.647	2:05.114	62.72	10.668	18:16:07.179	
2 -	1:06.685	49.854	1:56.539	67.34	2.093	18:18:03.718	
3 -	1:06.109	49.384	1:55.493 (3)	67.95	1.047	18:19:59.211	
4 -	1:05.694	48.985	1:54.679 (2)	68.43	0.233	18:21:53.890	
5 -	1:05.440	49.006	1:54.446 (1)	68.57		18:23:48.336	

P17 143 A		Robert DAVIE		Suzuki -			
IDEAL LAP TIME : 1:54.827		BEST LAP TIME : 1:54.869		DIFFERENCE : 0.042			
LAP	SECTOR 1	SECTOR 2	LAP TIME	MPH	DIFF	TIME OF DAY	
1 -		48.904	2:06.860	61.86	11.991	18:16:08.925	
2 -	1:06.736	48.914	1:55.650 (3)	67.86	0.781	18:18:04.575	
3 -	1:06.824	48.927	1:55.751	67.80	0.882	18:20:00.326	
4 -	1:06.551	48.318	1:54.869 (1)	68.32		18:21:55.195	
5 -	1:06.636	48.276	1:54.912 (2)	68.29	0.043	18:23:50.107	

P18 22 C		Matthew MAY		Honda - Tliehurst Glass Racing			
IDEAL LAP TIME : 1:56.096		BEST LAP TIME : 1:56.407		DIFFERENCE : 0.311			
LAP	SECTOR 1	SECTOR 2	LAP TIME	MPH	DIFF	TIME OF DAY	
1 -		49.063	2:03.864	63.36	7.457	18:16:05.929	
2 -	1:07.045	50.217	1:57.262 (2)	66.92	0.855	18:18:03.191	
3 -	1:08.766	49.514	1:58.280 (3)	66.35	1.873	18:20:01.471	
4 -	1:07.356	49.051	1:56.407 (1)	67.41		18:21:57.878	
5 -	1:08.294	50.318	1:58.612	66.16	2.205	18:23:56.490	

P19 117 C		Jordan HARRIS		Suzuki - Steve Jordan Motorcycles			
IDEAL LAP TIME : 1:57.509		BEST LAP TIME : 1:57.509		DIFFERENCE : 0.000			
LAP	SECTOR 1	SECTOR 2	LAP TIME	MPH	DIFF	TIME OF DAY	
1 -		50.442	2:09.172	60.75	11.663	18:16:11.237	
2 -	1:10.704	50.629	2:01.333	64.68	3.824	18:18:12.570	
3 -	1:09.527	50.273	1:59.800 (3)	65.50	2.291	18:20:12.370	
4 -	1:09.133	49.393	1:58.526 (2)	66.21	1.017	18:22:10.896	
5 -	1:08.415	49.094	1:57.509 (1)	66.78		18:24:08.405	

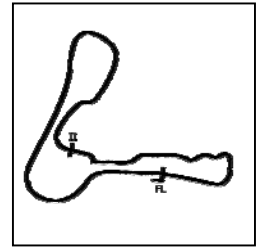
Weather / Track : Bright / Dry

Cadwell Park
Circuit Length = 2.1800 miles
Start: 18:14 Flag 18:22 End: 18:24

BMCRC - MRO Championships 2019 - Rnd 3 @ Cadwell Park

BMCRC Thunderbike Sport - A & C

RACE 19 - SECTOR ANALYSIS



SECTOR 1 = FL to I1, SECTOR 2 = I1 to FL, DIFF = Difference To Personal Best Lap, P = Crossed Finish Line in Pit Lane, D = Time Disallowed

P20 331 C		Illiam QUAYLE		Suzuki -		
IDEAL LAP TIME : 1:44.417		BEST LAP TIME : 1:44.417		DIFFERENCE : 0.000		
LAP	SECTOR 1	SECTOR 2	LAP TIME	MPH	DIFF	TIME OF DAY
1 -		45.378	1:54.319	68.65	9.902	18:15:56.384
2 -	1:01.839	44.777	1:46.616 (2)	73.61	2.199	18:17:43.000
3 -	1:00.333	44.084	1:44.417 (1)	75.16		18:19:27.417

BMCRC-MRO Championships 2019



DFDS YAMAHA PAST MASTERS

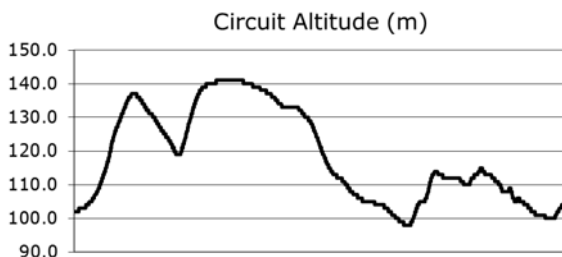
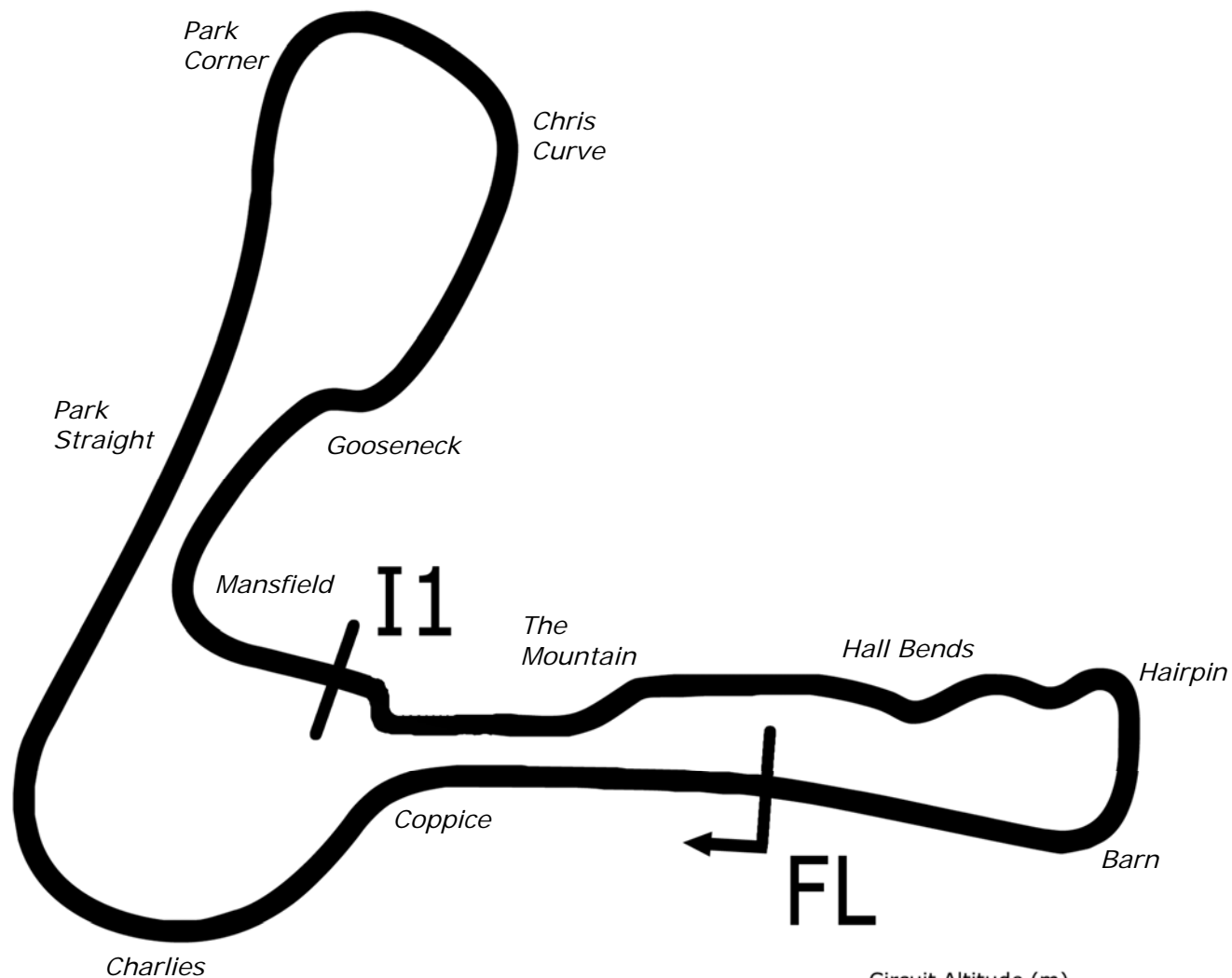
Cadwell Park Circuit

27th / 28th April 2019



Results Provided by Timing Solutions Ltd
www.tsl-timing.com

Cadwell Park



Length	2.1800 miles	3508.4 m	
FL		53.31024 N	0.05940 W
I1	2330m	53.30708 N	0.06270 W
Pit Entry	3472m	53.31103 N	0.05889 W
Pit Exit	0m after FL	53.31030 N	0.05940 W
Pit Entry-Pit Exit 92m, 5.5s @60kph, 4.1s @80kph			

BMCRC - MRO Championships 2019 - Rnd 3 @ Cadwell Park
DFDS Yamaha Past Masters
QUALIFYING - CLASSIFICATION

POS	NO	CL	PIC NAME	ENTRY	TIME	ON	LAPS	GAP	DIFF	MPH
1	24		1 Scott CARSON	Yamaha - Brian Grays Powerbiking,J K Flooring Contract	1:52.053	5	6			70.03
2	101		2 Andrew DAVIES	Yamaha - GIBSON EXHAUSTS	1:53.752	6	6	1.699	1.699	68.99
3	125		3 Ben MILES	Yamaha - Allspeed	1:53.839	6	6	1.786	0.087	68.94
4	19		4 Peter BRANTON	Yamaha -	1:53.940	6	6	1.887	0.101	68.87
5	40		5 Douglas BEACOCK	Yamaha -	1:55.616	3	3	3.563	1.676	67.88
6	13		6 Doug EDMONDSON	Yamaha - Martin Johnson Exhausts	1:55.941	5	6	3.888	0.325	67.69
7	55		7 Paul TOLAND	Yamaha -	1:56.762	3	3	4.709	0.821	67.21
8	74		8 Paul WHITBY	Yamaha - Greybridge Ltd	1:58.316	5	6	6.263	1.554	66.33
9	57	C	1 Geoff MOOK	Yamaha -	1:58.362	4	6	6.309	0.046	66.30
10	7		9 Peter MOORE	Yamaha - Station Garage , Isle of Man	1:58.811	4	4	6.758	0.449	66.05
11	61		10 Paul WELCH	Yamaha -	1:59.277	3	4	7.224	0.466	65.79
12	95	C	2 Simon CLARK	Yamaha - Towan Motors	1:59.921	6	6	7.868	0.644	65.44
13	11		11 Andrew BOWN	Yamaha -	2:00.428	4	4	8.375	0.507	65.16
14	89	C	3 Andrew TEMPEST	Yamaha - TEMPEST REVIVALS/mar-ti titanium	2:00.461	5	6	8.408	0.033	65.15
15	72	C	4 Len WHALIN	Yamaha - Prestige shoe & lock, T&B locksmiths. Lashes	2:01.927	6	6	9.874	1.466	64.36
16	83	C	5 Paul GODBOLD	Yamaha - Hill farm tree services	2:02.161	4	6	10.108	0.234	64.24
17	22	R	1 Rob FARMER	Yamaha - Tempest Revivals / Obsession Engineering	2:04.857	5	6	12.804	2.696	62.85
18	60	C	6 Daniel GOUGH	Yamaha - G Force Motorcycles	2:04.927	6	6	12.874	0.070	62.82
19	121		12 Ben HUNTER	Yamaha -	2:05.720	3	4	13.667	0.793	62.42
20	27	R	2 Richard HAYWARD	Yamaha - Gforce Motorcycles	2:06.011	6	6	13.958	0.291	62.28
21	100	C	7 Paul FIRTH	Yamaha - www.ypmrc.co.uk	2:10.095	5	5	18.042	4.084	60.32
22	54	C	8 John HOLD	Yamaha -	2:10.166	3	5	18.113	0.071	60.29
23	32	R	3 Lorraine ANSON	Yamaha - Wallis & Whalin Racing	2:13.660	2	5	21.607	3.494	58.71
24	46	C	9 Kevin MARSHALL	Yamaha -	2:17.689	3	3	25.636	4.029	56.99
25	98		13 Sarah ENGLISH	Yamaha - Tempest Revivals	2:21.761	3	5	29.708	4.072	55.36
26	33	R	4 Kieran LEWIS	Yamaha - Controls For Doors Ltd	2:24.706	5	5	32.653	2.945	54.23
27	67	C	10 Mark BAILEY	Yamaha - Gforce motorcycles	2:34.680	2	5	42.627	9.974	50.73

Weather / Track : Cloudy / Drying
These results are provisional until the conclusion of any judicial and technical matters.

Cadwell Park

Circuit Length = 2.1800 miles

Start: 11:22 Flag 11:34 End: 11:36

Clerk Of Course :	Timekeeper :
-------------------	--------------

 Results can be found at www.tsl-timing.com

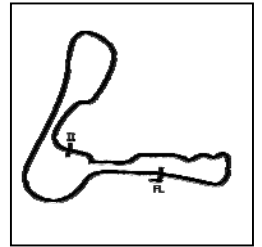
Printed - 11:38 Saturday, 27 April 2019



BMCRC - MRO Championships 2019 - Rnd 3 @ Cadwell Park

DFDS Yamaha Past Masters

QUALIFYING - SECTOR ANALYSIS



SECTOR 1 = FL to I1, SECTOR 2 = I1 to FL, DIFF = Difference To Personal Best Lap, P = Crossed Finish Line in Pit Lane, D = Time Disallowed

P1 24		Scott CARSON		Yamaha - Brian Grays Powerbiking, J K Flooring Contractors			
IDEAL LAP TIME : 1:52.053		BEST LAP TIME : 1:52.053		DIFFERENCE : 0.000			
LAP	SECTOR 1	SECTOR 2	LAP TIME	MPH	DIFF	TIME OF DAY	
1 -	1:15.276	51.194	2:06.470	62.05	14.417	11:25:14.571	
2 -	1:10.075	49.634	1:59.709	65.55	7.656	11:27:14.280	
3 -	1:09.077	49.370	1:58.447	66.25	6.394	11:29:12.727	
4 -	1:08.394	47.681	1:56.075 (3)	67.61	4.022	11:31:08.802	
5 -	1:05.553	46.500	1:52.053 (1)	70.03		11:33:00.855	
6 -	1:06.489	47.664	1:54.153 (2)	68.75	2.100	11:34:55.008	

P2 101		Andrew DAVIES		Yamaha - GIBSON EXHAUSTS			
IDEAL LAP TIME : 1:53.122		BEST LAP TIME : 1:53.752		DIFFERENCE : 0.630			
LAP	SECTOR 1	SECTOR 2	LAP TIME	MPH	DIFF	TIME OF DAY	
1 -	1:15.244	51.376	2:06.620	61.98	12.868	11:25:15.401	
2 -	1:11.388	50.643	2:02.031	64.31	8.279	11:27:17.432	
3 -	1:09.059	49.760	1:58.819	66.05	5.067	11:29:16.251	
4 -	1:07.686	47.935	1:55.621 (3)	67.87	1.869	11:31:11.872	
5 -	1:07.794	46.926	1:54.720 (2)	68.41	0.968	11:33:06.592	
6 -	1:06.196	47.556	1:53.752 (1)	68.99		11:35:00.344	

P3 125		Ben MILES		Yamaha - Allspeed			
IDEAL LAP TIME : 1:53.394		BEST LAP TIME : 1:53.839		DIFFERENCE : 0.445			
LAP	SECTOR 1	SECTOR 2	LAP TIME	MPH	DIFF	TIME OF DAY	
1 -	1:15.480	50.983	2:06.463	62.05	12.624	11:25:14.050	
2 -	1:10.829	50.109	2:00.938	64.89	7.099	11:27:14.988	
3 -	1:08.608	49.493	1:58.101 (3)	66.45	4.262	11:29:13.089	
4 -	1:09.238	49.687	1:58.925	65.99	5.086	11:31:12.014	
5 -	1:06.667	47.532	1:54.199 (2)	68.72	0.360	11:33:06.213	
6 -	1:05.862	47.977	1:53.839 (1)	68.94		11:35:00.052	

P4 19		Peter BRANTON		Yamaha -			
IDEAL LAP TIME : 1:53.929		BEST LAP TIME : 1:53.940		DIFFERENCE : 0.011			
LAP	SECTOR 1	SECTOR 2	LAP TIME	MPH	DIFF	TIME OF DAY	
1 -	1:15.322	51.802	2:07.124	61.73	13.184	11:25:16.495	
2 -	1:09.951	50.328	2:00.279	65.24	6.339	11:27:16.774	
3 -	1:07.812	48.853	1:56.665	67.27	2.725	11:29:13.439	
4 -	1:07.960	48.688	1:56.648 (3)	67.27	2.708	11:31:10.087	
5 -	1:07.740	47.871	1:55.611 (2)	67.88	1.671	11:33:05.698	
6 -	1:06.058	47.882	1:53.940 (1)	68.87		11:34:59.638	

P5 40		Douglas BEACOCK		Yamaha -			
IDEAL LAP TIME : 1:54.811		BEST LAP TIME : 1:55.616		DIFFERENCE : 0.805			
LAP	SECTOR 1	SECTOR 2	LAP TIME	MPH	DIFF	TIME OF DAY	
1 -	1:15.216	51.807	2:07.023 (3)	61.78	11.407	11:25:26.950	
2 -	1:08.469	49.102	1:57.571 (2)	66.75	1.955	11:27:24.521	
3 -	1:07.137	48.479	1:55.616 (1)	67.88		11:29:20.137	

P6 13		Doug EDMONDSON		Yamaha - Martin Johnson Exhausts			
IDEAL LAP TIME : 1:55.941		BEST LAP TIME : 1:55.941		DIFFERENCE : 0.000			
LAP	SECTOR 1	SECTOR 2	LAP TIME	MPH	DIFF	TIME OF DAY	
1 -	1:13.525	51.157	2:04.682	62.94	8.741	11:25:13.388	
2 -	1:10.907	49.842	2:00.749	64.99	4.808	11:27:14.137	
3 -	1:09.000	49.451	1:58.451	66.25	2.510	11:29:12.588	
4 -	1:08.071	49.050	1:57.121 (3)	67.00	1.180	11:31:09.709	
5 -	1:07.833	48.108	1:55.941 (1)	67.69		11:33:05.650	
6 -	1:08.096	48.251	1:56.347 (2)	67.45	0.406	11:35:01.997	

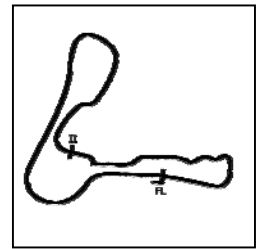
Weather / Track : Cloudy / Drying

Cadwell Park
Circuit Length = 2.1800 miles
Start: 11:22 Flag 11:34 End: 11:36

BMCRC - MRO Championships 2019 - Rnd 3 @ Cadwell Park

DFDS Yamaha Past Masters

QUALIFYING - SECTOR ANALYSIS



SECTOR 1 = FL to I1, SECTOR 2 = I1 to FL, DIFF = Difference To Personal Best Lap, P = Crossed Finish Line in Pit Lane, D = Time Disallowed

P7 55		Paul TOLAND		Yamaha -		
IDEAL LAP TIME : 1:56.762		BEST LAP TIME : 1:56.762		DIFFERENCE : 0.000		
LAP	SECTOR 1	SECTOR 2	LAP TIME	MPH	DIFF	TIME OF DAY
1 -	1:13.639	50.395	2:04.034 (3)	63.27	7.272	11:25:17.025
2 -	1:09.948	50.874	2:00.822 (2)	64.95	4.060	11:27:17.847
3 -	1:07.933	48.829	1:56.762 (1)	67.21		11:29:14.609

P8 74		Paul WHITBY		Yamaha - Greybridge Ltd		
IDEAL LAP TIME : 1:58.316		BEST LAP TIME : 1:58.316		DIFFERENCE : 0.000		
LAP	SECTOR 1	SECTOR 2	LAP TIME	MPH	DIFF	TIME OF DAY
1 -	1:19.091	52.639	2:11.730	59.57	13.414	11:25:24.818
2 -	1:11.176	51.594	2:02.770	63.92	4.454	11:27:27.588
3 -	1:08.526	50.570	1:59.096 (3)	65.89	0.780	11:29:26.684
4 -	1:09.336	50.324	1:59.660	65.58	1.344	11:31:26.344
5 -	1:08.447	49.869	1:58.316 (1)	66.33		11:33:24.660
6 -	1:08.831	50.086	1:58.917 (2)	65.99	0.601	11:35:23.577

P9 57 C		Geoff MOOK		Yamaha -		
IDEAL LAP TIME : 1:58.102		BEST LAP TIME : 1:58.362		DIFFERENCE : 0.260		
LAP	SECTOR 1	SECTOR 2	LAP TIME	MPH	DIFF	TIME OF DAY
1 -	1:16.796	54.036	2:10.832	59.98	12.470	11:25:32.767
2 -	1:13.731	52.778	2:06.509	62.03	8.147	11:27:39.276
3 -	1:10.427	50.166	2:00.593	65.07	2.231	11:29:39.869
4 -	1:08.919	49.443	1:58.362 (1)	66.30		11:31:38.231
5 -	1:08.659	50.027	1:58.686 (2)	66.12	0.324	11:33:36.917
6 -	1:10.131	50.161	2:00.292 (3)	65.24	1.930	11:35:37.209

P10 7		Peter MOORE		Yamaha - Station Garage , Isle of Man		
IDEAL LAP TIME : 1:58.811		BEST LAP TIME : 1:58.811		DIFFERENCE : 0.000		
LAP	SECTOR 1	SECTOR 2	LAP TIME	MPH	DIFF	TIME OF DAY
1 -	1:19.579	59.182	2:18.761	56.55	19.950	11:25:54.497
2 -	1:12.234	52.373	2:04.607 (2)	62.98	5.796	11:27:59.104
3 -	1:11.890	53.304	2:05.194 (3)	62.68	6.383	11:30:04.298
4 -	1:08.299	50.512	1:58.811 (1)	66.05		11:32:03.109

P11 61		Paul WELCH		Yamaha -		
IDEAL LAP TIME : 1:59.277		BEST LAP TIME : 1:59.277		DIFFERENCE : 0.000		
LAP	SECTOR 1	SECTOR 2	LAP TIME	MPH	DIFF	TIME OF DAY
1 -	1:14.938	51.408	2:06.346	62.11	7.069	11:25:15.755
2 -	1:10.145	50.723	2:00.868 (3)	64.93	1.591	11:27:16.623
3 -	1:09.056	50.221	1:59.277 (1)	65.79		11:29:15.900
4 -	1:09.804	50.352	2:00.156 (2)	65.31	0.879	11:31:16.056

P12 95 C		Simon CLARK		Yamaha - Towan Motors		
IDEAL LAP TIME : 1:58.097		BEST LAP TIME : 1:59.921		DIFFERENCE : 1.824		
LAP	SECTOR 1	SECTOR 2	LAP TIME	MPH	DIFF	TIME OF DAY
1 -	1:18.788	53.929	2:12.717	59.13	12.796	11:25:36.314
2 -	1:13.234	52.736	2:05.970	62.30	6.049	11:27:42.284
3 -	1:11.813	50.132	2:01.945	64.35	2.024	11:29:44.229
4 -	1:09.182	50.862	2:00.044 (2)	65.37	0.123	11:31:44.273
5 -	1:08.735	51.881	2:00.616 (3)	65.06	0.695	11:33:44.889
6 -	1:07.965	51.956	1:59.921 (1)	65.44		11:35:44.810

P13 11		Andrew BOWN		Yamaha -		
IDEAL LAP TIME : 2:00.428		BEST LAP TIME : 2:00.428		DIFFERENCE : 0.000		
LAP	SECTOR 1	SECTOR 2	LAP TIME	MPH	DIFF	TIME OF DAY
1 -	1:17.978	51.710	2:09.688	60.51	9.260	11:25:22.236

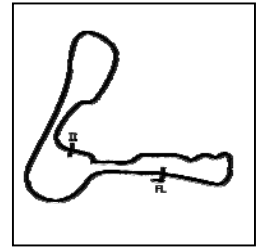
Weather / Track : Cloudy / Drying

Cadwell Park
Circuit Length = 2.1800 miles
Start: 11:22 Flag 11:34 End: 11:36

BMCRC - MRO Championships 2019 - Rnd 3 @ Cadwell Park

DFDS Yamaha Past Masters

QUALIFYING - SECTOR ANALYSIS



SECTOR 1 = FL to I1, SECTOR 2 = I1 to FL, DIFF = Difference To Personal Best Lap, P = Crossed Finish Line in Pit Lane, D = Time Disallowed

2 -	1:11.172	50.411	2:01.583 (3)	64.54	1.155	11:27:23.819
3 -	1:11.092	49.966	2:01.058 (2)	64.82	0.630	11:29:24.877
4 -	1:10.477	49.951	2:00.428 (1)	65.16		11:31:25.305

P14	89 C	Andrew TEMPEST	Yamaha - TEMPEST REVIVALS/mar-ti titanium			
IDEAL LAP TIME : 2:00.377		BEST LAP TIME : 2:00.461	DIFFERENCE : 0.084			
LAP	SECTOR 1	SECTOR 2	LAP TIME	MPH	DIFF	TIME OF DAY
1 -	1:20.489	53.165	2:13.654	58.71	13.193	11:25:43.466
2 -	1:14.776	50.613	2:05.389	62.58	4.928	11:27:48.855
3 -	1:12.997	50.070	2:03.067	63.77	2.606	11:29:51.922
4 -	1:11.770	50.711	2:02.481 (3)	64.07	2.020	11:31:54.403
5 -	1:10.307	50.154	2:00.461 (1)	65.15		11:33:54.864
6 -	1:10.612	51.004	2:01.616 (2)	64.53	1.155	11:35:56.480

P15	72 C	Len WHALIN	Yamaha - Prestige shoe & lock, T&B locksmiths. Lashes by Chl			
IDEAL LAP TIME : 2:01.927		BEST LAP TIME : 2:01.927	DIFFERENCE : 0.000			
LAP	SECTOR 1	SECTOR 2	LAP TIME	MPH	DIFF	TIME OF DAY
1 -	1:20.121	54.305	2:14.426	58.38	12.499	11:25:38.508
2 -	1:15.071	52.296	2:07.367	61.61	5.440	11:27:45.875
3 -	1:15.905	52.468	2:08.373	61.13	6.446	11:29:54.248
4 -	1:12.616	51.450	2:04.066 (2)	63.25	2.139	11:31:58.314
5 -	1:12.308	51.987	2:04.295 (3)	63.14	2.368	11:34:02.609
6 -	1:11.966	49.961	2:01.927 (1)	64.36		11:36:04.536

P16	83 C	Paul GODBOLD	Yamaha - Hill farm tree services			
IDEAL LAP TIME : 2:01.545		BEST LAP TIME : 2:02.161	DIFFERENCE : 0.616			
LAP	SECTOR 1	SECTOR 2	LAP TIME	MPH	DIFF	TIME OF DAY
1 -	1:15.942	55.136	2:11.078	59.87	8.917	11:25:36.201
2 -	1:12.741	53.262	2:06.003	62.28	3.842	11:27:42.204
3 -	1:13.197	52.510	2:05.707	62.43	3.546	11:29:47.911
4 -	1:10.933	51.228	2:02.161 (1)	64.24		11:31:50.072
5 -	1:11.462	51.417	2:02.879 (3)	63.86	0.718	11:33:52.951
6 -	1:12.219	50.612	2:02.831 (2)	63.89	0.670	11:35:55.782

P17	22 R	Rob FARMER	Yamaha - Tempest Revivals / Obsession Engineering			
IDEAL LAP TIME : 2:04.243		BEST LAP TIME : 2:04.857	DIFFERENCE : 0.614			
LAP	SECTOR 1	SECTOR 2	LAP TIME	MPH	DIFF	TIME OF DAY
1 -	1:22.058	56.581	2:18.639	56.60	13.782	11:25:46.538
2 -	1:16.171	54.080	2:10.251	60.25	5.394	11:27:56.789
3 -	1:13.693	53.720	2:07.413	61.59	2.556	11:30:04.202
4 -	1:13.527	53.005	2:06.532 (3)	62.02	1.675	11:32:10.734
5 -	1:12.434	52.423	2:04.857 (1)	62.85		11:34:15.591
6 -	1:11.820	53.468	2:05.288 (2)	62.64	0.431	11:36:20.879

P18	60 C	Daniel GOUGH	Yamaha - G Force Motorcycles			
IDEAL LAP TIME : 2:04.736		BEST LAP TIME : 2:04.927	DIFFERENCE : 0.191			
LAP	SECTOR 1	SECTOR 2	LAP TIME	MPH	DIFF	TIME OF DAY
1 -	1:21.243	56.757	2:18.000	56.87	13.073	11:25:29.774
2 -	1:16.561	54.815	2:11.376	59.73	6.449	11:27:41.150
3 -	1:15.183	53.497	2:08.680	60.98	3.753	11:29:49.830
4 -	1:13.939	53.023	2:06.962 (3)	61.81	2.035	11:31:56.792
5 -	1:13.030	53.018	2:06.048 (2)	62.26	1.121	11:34:02.840
6 -	1:13.221	51.706	2:04.927 (1)	62.82		11:36:07.767

P19	121	Ben HUNTER	Yamaha -			
IDEAL LAP TIME : 2:04.985		BEST LAP TIME : 2:05.720	DIFFERENCE : 0.735			
LAP	SECTOR 1	SECTOR 2	LAP TIME	MPH	DIFF	TIME OF DAY
1 -	1:16.710	54.923	2:11.633	59.62	5.913	11:25:35.603

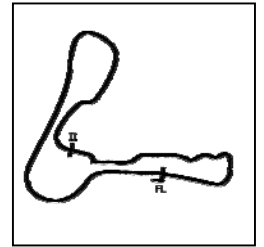
Weather / Track : Cloudy / Drying

Cadwell Park
Circuit Length = 2.1800 miles
Start: 11:22 Flag 11:34 End: 11:36

BMCRC - MRO Championships 2019 - Rnd 3 @ Cadwell Park

DFDS Yamaha Past Masters

QUALIFYING - SECTOR ANALYSIS



SECTOR 1 = FL to I1, SECTOR 2 = I1 to FL, DIFF = Difference To Personal Best Lap, P = Crossed Finish Line in Pit Lane, D = Time Disallowed

2 -	1:12.714	53.352	2:06.066 (2)	62.25	0.346	11:27:41.669
3 -	1:13.449	52.271	2:05.720 (1)	62.42		11:29:47.389
4 -	1:12.978	53.448	2:06.426 (3)	62.07	0.706	11:31:53.815

P20	27 R	Richard HAYWARD	Yamaha - Gforce Motorcycles			
IDEAL LAP TIME : 2:06.011		BEST LAP TIME : 2:06.011	DIFFERENCE : 0.000			
LAP	SECTOR 1	SECTOR 2	LAP TIME	MPH	DIFF	TIME OF DAY
1 -	1:22.034	55.117	2:17.151	57.22	11.140	11:25:29.960
2 -	1:17.386	53.920	2:11.306	59.76	5.295	11:27:41.266
3 -	1:16.450	52.831	2:09.281	60.70	3.270	11:29:50.547
4 -	1:14.877	52.633	2:07.510 (3)	61.54	1.499	11:31:58.057
5 -	1:14.803	52.184	2:06.987 (2)	61.80	0.976	11:34:05.044
6 -	1:13.838	52.173	2:06.011 (1)	62.28		11:36:11.055

P21	100 C	Paul FIRTH	Yamaha - www.ypmrc.co.uk			
IDEAL LAP TIME : 2:10.095		BEST LAP TIME : 2:10.095	DIFFERENCE : 0.000			
LAP	SECTOR 1	SECTOR 2	LAP TIME	MPH	DIFF	TIME OF DAY
1 -	1:26.060	1:00.267	2:26.327	53.63	16.232	11:25:59.256
2 -	1:23.415	56.771	2:20.186	55.98	10.091	11:28:19.442
3 -	1:18.159	55.524	2:13.683 (3)	58.70	3.588	11:30:33.125
4 -	1:17.045	55.261	2:12.306 (2)	59.31	2.211	11:32:45.431
5 -	1:16.312	53.783	2:10.095 (1)	60.32		11:34:55.526

P22	54 C	John HOLD	Yamaha -			
IDEAL LAP TIME : 2:09.517		BEST LAP TIME : 2:10.166	DIFFERENCE : 0.649			
LAP	SECTOR 1	SECTOR 2	LAP TIME	MPH	DIFF	TIME OF DAY
1 -	1:29.008	56.927	2:25.935	53.77	15.769	11:26:02.696
2 -	1:20.895	59.880	2:20.775	55.74	10.609	11:28:23.471
3 -	1:17.128	53.038	2:10.166 (1)	60.29		11:30:33.637
4 -	1:17.003	54.982	2:11.985 (3)	59.46	1.819	11:32:45.622
5 -	1:16.479	54.092	2:10.571 (2)	60.10	0.405	11:34:56.193

P23	32 R	Lorraine ANSON	Yamaha - Wallis & Whalin Racing			
IDEAL LAP TIME : 2:13.660		BEST LAP TIME : 2:13.660	DIFFERENCE : 0.000			
LAP	SECTOR 1	SECTOR 2	LAP TIME	MPH	DIFF	TIME OF DAY
1 -	1:22.753	1:02.080	2:24.833	54.18	11.173	11:25:54.342
2 -	1:17.393	56.267	2:13.660 (1)	58.71		11:28:08.002
3 -	1:18.228	58.554	2:16.782 (2)	57.37	3.122	11:30:24.784
4 -	1:21.283	59.707	2:20.990 (3)	55.66	7.330	11:32:45.774
5 -	1:24.514	59.476	2:23.990	54.50	10.330	11:35:09.764

P24	46 C	Kevin MARSHALL	Yamaha -			
IDEAL LAP TIME : 2:17.689		BEST LAP TIME : 2:17.689	DIFFERENCE : 0.000			
LAP	SECTOR 1	SECTOR 2	LAP TIME	MPH	DIFF	TIME OF DAY
1 -	1:27.980	1:00.165	2:28.145 (3)	52.97	10.456	11:25:36.150
2 -	1:22.397	57.465	2:19.862 (2)	56.11	2.173	11:27:56.012
3 -	1:20.512	57.177	2:17.689 (1)	56.99		11:30:13.701

P25	98	Sarah ENGLISH	Yamaha - Tempest Revivals			
IDEAL LAP TIME : 2:20.758		BEST LAP TIME : 2:21.761	DIFFERENCE : 1.003			
LAP	SECTOR 1	SECTOR 2	LAP TIME	MPH	DIFF	TIME OF DAY
1 -	1:33.483	1:00.520	2:34.003	50.96	12.242	11:26:10.013
2 -	1:23.614	59.191	2:22.805 (2)	54.95	1.044	11:28:32.818
3 -	1:22.524	59.237	2:21.761 (1)	55.36		11:30:54.579
4 -	1:27.917	58.234	2:26.151	53.69	4.390	11:33:20.730
5 -	1:26.955	59.015	2:25.970 (3)	53.76	4.209	11:35:46.700

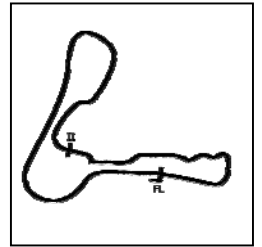
Weather / Track : Cloudy / Drying

Cadwell Park
Circuit Length = 2.1800 miles
Start: 11:22 Flag 11:34 End: 11:36

BMCRC - MRO Championships 2019 - Rnd 3 @ Cadwell Park

DFDS Yamaha Past Masters

QUALIFYING - SECTOR ANALYSIS



SECTOR 1 = FL to I1, SECTOR 2 = I1 to FL, DIFF = Difference To Personal Best Lap, P = Crossed Finish Line in Pit Lane, D = Time Disallowed

P26 33 R		Kieran LEWIS		Yamaha - Controls For Doors Ltd			
IDEAL LAP TIME : 2:24.706		BEST LAP TIME : 2:24.706		DIFFERENCE : 0.000			
LAP	SECTOR 1	SECTOR 2	LAP TIME	MPH	DIFF	TIME OF DAY	
1 -	1:33.075	1:02.350	2:35.425	50.49	10.719	11:25:54.136	
2 -	1:29.253	59.915	2:29.168 (3)	52.61	4.462	11:28:23.304	
3 -	1:29.353	1:00.465	2:29.818	52.38	5.112	11:30:53.122	
4 -	1:27.992	58.923	2:26.915 (2)	53.41	2.209	11:33:20.037	
5 -	1:26.656	58.050	2:24.706 (1)	54.23		11:35:44.743	

P27 67 C		Mark BAILEY		Yamaha - Gforce motorcycles			
IDEAL LAP TIME : 2:33.067		BEST LAP TIME : 2:34.680		DIFFERENCE : 1.613			
LAP	SECTOR 1	SECTOR 2	LAP TIME	MPH	DIFF	TIME OF DAY	
1 -	1:36.694	1:03.830	2:40.524	48.89	5.844	11:25:58.317	
2 -	1:30.385	1:04.295	2:34.680 (1)	50.73		11:28:32.997	
3 -	1:32.015	1:04.100	2:36.115 (3)	50.27	1.435	11:31:09.112	
4 -	1:33.552	1:03.906	2:37.458	49.84	2.778	11:33:46.570	
5 -	1:32.682	1:02.682	2:35.364 (2)	50.51	0.684	11:36:21.934	

BMCRC - MRO Championships 2019 - Rnd 3 @ Cadwell Park

DFDS Yamaha Past Masters

QUALIFYING - BEST SECTORS

SECTOR 1			SECTOR 2			IDEAL / BEST COMPARISON						
POS	NO	NAME	TIME	NO	NAME	TIME	POS	NO	NAME	IDEAL	BEST	DIFF
									PERFECT LAP	1:52.053		
1	24	CARSON	1:05.553	24	CARSON	46.500	1	24	CARSON	1:52.053	1:52.053	0.000
2	125	MILES	1:05.862	101	DAVIES	46.926	2	101	DAVIES	1:53.122	1:53.752	0.630
3	19	BRANTON	1:06.058	125	MILES	47.532	3	125	MILES	1:53.394	1:53.839	0.445
4	101	DAVIES	1:06.196	19	BRANTON	47.871	4	19	BRANTON	1:53.929	1:53.940	0.011
5	40	BEACOCK	1:06.332	13	EDMONDSON	48.108	5	40	BEACOCK	1:54.811	1:55.616	0.805
6	13	EDMONDSON	1:07.833	40	BEACOCK	48.479	6	13	EDMONDSON	1:55.941	1:55.941	0.000
7	55	TOLAND	1:07.933	55	TOLAND	48.829	7	55	TOLAND	1:56.762	1:56.762	0.000
8	95	CLARK	1:07.965	57	MOOK	49.443	8	95	CLARK	1:58.097	1:59.921	1.824
9	7	MOORE	1:08.299	74	WHITBY	49.869	9	57	MOOK	1:58.102	1:58.362	0.260
10	74	WHITBY	1:08.447	11	BOWN	49.951	10	74	WHITBY	1:58.316	1:58.316	0.000
11	57	MOOK	1:08.659	72	WHALIN	49.961	11	7	MOORE	1:58.811	1:58.811	0.000
12	61	WELCH	1:09.056	89	TEMPEST	50.070	12	61	WELCH	1:59.277	1:59.277	0.000
13	89	TEMPEST	1:10.307	95	CLARK	50.132	13	89	TEMPEST	2:00.377	2:00.461	0.084
14	11	BOWN	1:10.477	61	WELCH	50.221	14	11	BOWN	2:00.428	2:00.428	0.000
15	83	GODBOLD	1:10.933	7	MOORE	50.512	15	83	GODBOLD	2:01.545	2:02.161	0.616
16	22	FARMER	1:11.820	83	GODBOLD	50.612	16	72	WHALIN	2:01.927	2:01.927	0.000
17	72	WHALIN	1:11.966	60	GOUGH	51.706	17	22	FARMER	2:04.243	2:04.857	0.614
18	121	HUNTER	1:12.714	27	HAYWARD	52.173	18	60	GOUGH	2:04.736	2:04.927	0.191
19	60	GOUGH	1:13.030	121	HUNTER	52.271	19	121	HUNTER	2:04.985	2:05.720	0.735
20	27	HAYWARD	1:13.838	22	FARMER	52.423	20	27	HAYWARD	2:06.011	2:06.011	0.000
21	100	FIRTH	1:16.312	54	HOLD	53.038	21	54	HOLD	2:09.517	2:10.166	0.649
22	54	HOLD	1:16.479	100	FIRTH	53.783	22	100	FIRTH	2:10.095	2:10.095	0.000
23	32	ANSON	1:17.393	32	ANSON	56.267	23	32	ANSON	2:13.660	2:13.660	0.000
24	46	MARSHALL	1:20.512	46	MARSHALL	57.177	24	46	MARSHALL	2:17.689	2:17.689	0.000
25	98	ENGLISH	1:22.524	33	LEWIS	58.050	25	98	ENGLISH	2:20.758	2:21.761	1.003
26	33	LEWIS	1:26.656	98	ENGLISH	58.234	26	33	LEWIS	2:24.706	2:24.706	0.000
27	67	BAILEY	1:30.385	67	BAILEY	1:02.682	27	67	BAILEY	2:33.067	2:34.680	1.613

Weather / Track : Cloudy / Drying

Results can be found at www.tsl-timing.com

Cadwell Park
 Circuit Length = 2.1800 miles
 Start: 11:22 Flag 11:34 End: 11:36

Printed - 11:39 Saturday, 27 April 2019

BMCRC - MRO Championships 2019 - Rnd 3 @ Cadwell Park
DFDS Yamaha Past Masters
RACE 8 - GRID (7 Laps)

ROW 11	31	77 Neil GRANT	32	80 David BALL	1					
ROW 10		28	14 John HARRISON	29	29 Ian LATHAM	30	59 Neil HESMAN			
ROW 9	25	98 Sarah ENGLISH	2:21.761	26	33 Kieran LEWIS	2:24.706	27	67 Mark BAILEY	2:34.680	
ROW 8		22	54 John HOLD	2:10.166	23	32 Lorraine ANSON	2:13.660	24	46 Kevin MARSHALL	2:17.689
ROW 7	19	121 Ben HUNTER	2:05.720	20	27 Richard HAYWARD	2:06.011	21	100 Paul FIRTH	2:10.095	
ROW 6		16	83 Paul GODBOLD	2:02.161	17	22 Rob FARMER	2:04.857	18	60 Daniel GOUGH	2:04.927
ROW 5	13	11 Andrew BOWN	2:00.428	14	89 Andrew TEMPEST	2:00.461	15	72 Len WHALIN	2:01.927	
ROW 4		10	7 Peter MOORE	1:58.811	11	61 Paul WELCH	1:59.277	12	95 Simon CLARK	1:59.921
ROW 3	7	55 Paul TOLAND	1:56.762	8	74 Paul WHITBY	1:58.316	9	57 Geoff MOOK	1:58.362	
ROW 2		4	19 Peter BRANTON	1:53.940	5	40 Douglas BEACOCK	1:55.616	6	13 Doug EDMONDSON	1:55.941
ROW 1	1	24 Scott CARSON	1:52.053	2	101 Andrew DAVIES	1:53.752	3	125 Ben MILES	1:53.839	
		Pole								

Cadwell Park
Circuit Length = 2.1800 miles

These results are provisional until the conclusion of any judicial and technical matters.

Clerk Of Course :		Timekeeper :	
-------------------	--	--------------	--

Results can be found at www.tsl-timing.com

Printed - 11:41 Saturday, 27 April 2019



BMCRC - MRO Championships 2019 - Rnd 3 @ Cadwell Park

DFDS Yamaha Past Masters

RACE 8 - CLASSIFICATION

POS	NO	CL	PIC NAME	ENTRY	LAPS	TIME	GAP	DIFF	MPH	BEST	ON
1	24		1 Scott CARSON	Yamaha - Brian Grays Powerbiking,J K Flooring Cor	7	13:32.619			67.60	1:52.965	6
2	125		2 Ben MILES	Yamaha - Allspeed	7	13:38.740	6.121	6.121	67.09	1:54.558	4
3	13		3 Doug EDMONDSON	Yamaha - Martin Johnson Exhausts	7	13:45.611	12.992	6.871	66.54	1:54.016	7
4	11		4 Andrew BOWN	Yamaha -	7	13:46.577	13.958	0.966	66.46	1:55.116	7
5	19		5 Peter BRANTON	Yamaha -	7	13:57.431	24.812	10.854	65.60	1:56.894	5
6	7		6 Peter MOORE	Yamaha - Station Garage , Isle of Man	7	14:15.441	42.822	18.010	64.21	1:58.017	6
7	101		7 Andrew DAVIES	Yamaha - GIBSON EXHAUSTS	7	14:18.719	46.100	3.278	63.97	1:58.138	7
8	95	C	1 Simon CLARK	Yamaha - Towan Motors	7	14:19.497	46.878	0.778	63.91	1:59.265	5
9	61		8 Paul WELCH	Yamaha -	7	14:20.430	47.811	0.933	63.84	1:59.688	5
10	57	C	2 Geoff MOOK	Yamaha -	7	14:20.650	48.031	0.220	63.83	1:58.932	6
11	83	C	3 Paul GODBOLD	Yamaha - Hill farm tree services	7	14:27.032	54.413	6.382	63.36	2:00.304	6
12	89	C	4 Andrew TEMPEST	Yamaha - TEMPEST REVIVALS/mar-ti titanium	7	14:31.871	59.252	4.839	63.00	2:01.074	5
13	72	C	5 Chris THAY	Yamaha -	7	14:45.800	1:13.181	13.929	62.01	2:02.895	7
14	74		9 Paul WHITBY	Yamaha - Greybridge Ltd	7	14:56.220	1:23.601	10.420	61.29	2:05.664	6
15	27	R	1 Richard HAYWARD	Yamaha - Gforce Motorcycles	7	14:59.361	1:26.742	3.141	61.08	2:03.541	6
16	22	R	2 Rob FARMER	Yamaha - Tempest Revivals / Obsession Engineerir	7	14:59.914	1:27.295	0.553	61.04	2:02.868	6
17	121		10 Ben HUNTER	Yamaha -	7	15:12.653	1:40.034	12.739	60.19	2:08.021	5
18	60	C	6 Daniel GOUGH	Yamaha - G Force Motorcycles	7	15:24.696	1:52.077	12.043	59.41	2:08.579	7
19	100	C	7 Paul FIRTH	Yamaha - www.ypmrc.co.uk	6	13:34.298	1 Lap	1 Lap	57.82	2:10.306	5
20	54	C	8 John HOLD	Yamaha -	6	13:40.211	1 Lap	5.913	57.41	2:10.978	6
21	46	C	9 Kevin MARSHALL	Yamaha -	6	13:51.013	1 Lap	10.802	56.66	2:13.073	5
22	32	R	3 Lorraine ANSON	Yamaha - Wallis & Whalin Racing	6	14:14.482	1 Lap	23.469	55.10	2:18.691	6
23	98	C	10 Sarah ENGLISH	Yamaha - Tempest Revivals	6	14:24.374	1 Lap	9.892	54.47	2:19.047	5
24	33	R	4 Kieran LEWIS	Yamaha - Controls For Doors Ltd	6	14:43.652	1 Lap	19.278	53.28	2:21.844	5

NOT CLASSIFIED

DNF	67	C	Mark BAILEY	Yamaha - Gforce motorcycles	2	5:39.592	5 Laps	4 Laps	46.22	2:43.313	2
DNF	40	C	Douglas BEACOCK	Yamaha -	0						
DNF	55		Paul TOLAND	Yamaha -	0						

FASTEST LAP

24			Scott CARSON	Yamaha - Brian Grays Powerbiking,J K Flooring Cor	6	1:52.965		69.47 mph		111.80 kph	
57	C		Geoff MOOK	Yamaha -	6	1:58.932		65.98 mph		106.19 kph	
22	R		Rob FARMER	Yamaha - Tempest Revivals / Obsession Engineerir	6	2:02.868		63.87 mph		102.79 kph	

Class - 92.5% of Race Speed = 62.53 mph
 Class C - 92.5% of Race Speed = 59.11 mph
 Class R - 92.5% of Race Speed = 56.49 mph

Cadwell Park
 Circuit Length = 2.1800 miles
 Start: 15:31 Flag 15:45 End: 15:48

Weather / Track : Cloudy / Wet

These results are provisional until the conclusion of any judicial and technical matters.

Clerk Of Course :	Timekeeper :
-------------------	--------------

Results can be found at www.tsl-timing.com

Printed - 15:49 Saturday, 27 April 2019



BMCRC - MRO Championships 2019 - Rnd 3 @ Cadwell Park

DFDS Yamaha Past Masters

RACE 8 - LAP CHART

LAP 1 @ 15:33:57.804

NO	BEHIND	LAP TIME
24		2:03.328
125	0.332	2:03.660
19	4.158	2:07.486
13	4.452	2:07.780
11	5.621	2:08.949
61	8.950	2:12.278
101	9.274	2:12.602
95	9.977	2:13.305
57	10.214	2:13.542
7	10.967	2:14.295
83	11.193	2:14.521
74	13.130	2:16.458
72	13.683	2:17.011
89	14.124	2:17.452
121	16.253	2:19.581
27	18.344	2:21.672
60	20.308	2:23.636
22	21.286	2:24.614
100	26.307	2:29.635
54	27.189	2:30.517
32	28.793	2:32.121
46	29.833	2:33.161
98	34.240	2:37.568
33	35.255	2:38.583
67	52.951	2:56.279

LAP 2 @ 15:35:54.615

NO	BEHIND	LAP TIME
24		1:56.811
125	1.939	1:58.418
19	6.625	1:59.278
13	6.812	1:59.171
11	7.250	1:58.440
61	15.213	2:03.074
95	15.647	2:02.481
7	16.659	2:02.503
101	17.672	2:05.209
57	18.622	2:05.219
83	19.037	2:04.655
89	20.001	2:02.688
74	23.256	2:06.937
72	23.670	2:06.798
121	28.593	2:09.151
27	29.360	2:07.827
22	35.112	2:10.637
60	36.349	2:12.852
100	46.584	2:17.088
54	47.335	2:16.957
32	52.945	2:20.963
46	53.019	2:19.997
98	1:00.613	2:23.184
33	1:07.936	2:29.492
67	1:39.453	2:43.313

LAP 3 @ 15:37:49.178

NO	BEHIND	LAP TIME
24		1:54.563
125	2.820	1:55.444
11	9.197	1:56.510
19	10.731	1:58.669
13	10.911	1:58.662

61	23.671	2:03.021
95	23.984	2:02.900
7	24.473	2:02.377
101	25.278	2:02.169
57	25.856	2:01.797
83	27.532	2:03.058
89	28.118	2:02.680
72	34.770	2:05.663
74	35.212	2:06.519
121	44.226	2:10.196
27	44.606	2:09.809
22	46.563	2:06.014
60	52.632	2:10.846
100	1:05.194	2:13.173
54	1:06.103	2:13.331
46	1:14.433	2:15.977
32	1:20.271	2:21.889
98	1:28.727	2:22.677
33	1:41.319	2:27.946

LAP 4 @ 15:39:44.564

NO	BEHIND	LAP TIME
24		1:55.386
125	1.992	1:54.558
11	10.600	1:56.789
13	11.563	1:56.038
19	14.160	1:58.815
7	28.650	1:59.563
61	29.705	2:01.420
95	30.482	2:01.884
101	31.473	2:01.581
57	32.004	2:01.534
83	33.607	2:01.461
89	34.288	2:01.556
72	44.376	2:04.992
74	46.170	2:06.344
27	55.418	2:06.198
121	56.888	2:08.048
22	57.452	2:06.275
60	1:07.230	2:09.984
100	1:22.121	2:12.313
54	1:23.731	2:13.014
46	1:34.197	2:15.150
32	1:45.564	2:20.679
98	1:54.497	2:21.156

LAP 5 @ 15:41:39.768

NO	BEHIND	LAP TIME
24		1:55.204
125	2.157	1:55.369
11	10.722	1:55.326
13	11.532	1:55.173
33	1 Lap	2:22.943
19	15.850	1:56.894
7	31.880	1:58.434
61	34.189	1:59.688
95	34.543	1:59.265
101	36.322	2:00.053
57	36.549	1:59.749
83	39.493	2:01.090
89	40.158	2:01.074
72	53.188	2:04.016
74	56.873	2:05.907
27	1:06.967	2:06.753

LAP 6 @ 15:43:32.733

NO	BEHIND	LAP TIME
24		1:52.965
125	4.087	1:54.895
11	13.204	1:55.447
13	13.338	1:54.771
32	1 Lap	2:20.139
19	20.215	1:57.330
98	1 Lap	2:19.047
7	36.932	1:58.017
95	41.452	1:59.874
61	42.048	2:00.824
101	42.324	1:58.967
57	42.516	1:58.932
33	1 Lap	2:21.844
83	46.832	2:00.304
89	48.376	2:01.183
72	1:04.648	2:04.425
74	1:09.572	2:05.664
22	1:17.398	2:02.868
27	1:17.543	2:03.541
121	1:25.393	2:08.653
60	1:37.860	2:09.931

LAP 7 @ 15:45:27.095

NO	BEHIND	LAP TIME
24		1:54.362
100	1 Lap	2:11.783
125	6.121	1:56.396
54	1 Lap	2:10.978
13	12.992	1:54.016
11	13.958	1:55.116
46	1 Lap	2:13.655
19	24.812	1:58.959
32	1 Lap	2:18.691
7	42.822	2:00.252
101	46.100	1:58.138
95	46.878	1:59.788
61	47.811	2:00.125
57	48.031	1:59.877
98	1 Lap	2:20.742
83	54.413	2:01.943
89	59.252	2:05.238
33	1 Lap	2:22.844
72	1:13.181	2:02.895
74	1:23.601	2:08.391
27	1:26.742	2:03.561
22	1:27.295	2:04.259
121	1:40.034	2:09.003
60	1:52.077	2:08.579

Cadwell Park

Circuit Length = 2.1800 miles

Start: 15:31 Flag 15:45 End: 15:48

Weather / Track : Cloudy / Wet

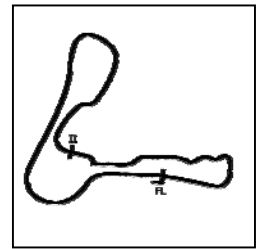
Results can be found at www.tsl-timing.com

Printed - 15:51 Saturday, 27 April 2019

BMCRC - MRO Championships 2019 - Rnd 3 @ Cadwell Park

DFDS Yamaha Past Masters

RACE 8 - SECTOR ANALYSIS



SECTOR 1 = FL to I1, SECTOR 2 = I1 to FL, DIFF = Difference To Personal Best Lap, P = Crossed Finish Line in Pit Lane, D = Time Disallowed

P1 24		Scott CARSON		Yamaha - Brian Grays Powerbiking, J K Flooring Contractors		
IDEAL LAP TIME : 1:52.965		BEST LAP TIME : 1:52.965		DIFFERENCE : 0.000		
LAP	SECTOR 1	SECTOR 2	LAP TIME	MPH	DIFF	TIME OF DAY
1 -		48.928	2:03.328	63.63	10.363	15:33:57.804
2 -	1:09.272	47.539	1:56.811	67.18	3.846	15:35:54.615
3 -	1:06.712	47.851	1:54.563 (3)	68.50	1.598	15:37:49.178
4 -	1:07.670	47.716	1:55.386	68.01	2.421	15:39:44.564
5 -	1:07.733	47.471	1:55.204	68.12	2.239	15:41:39.768
6 -	1:06.323	46.642	1:52.965 (1)	69.47		15:43:32.733
7 -	1:07.073	47.289	1:54.362 (2)	68.62	1.397	15:45:27.095

P2 125		Ben MILES		Yamaha - Allspeed		
IDEAL LAP TIME : 1:54.541		BEST LAP TIME : 1:54.558		DIFFERENCE : 0.017		
LAP	SECTOR 1	SECTOR 2	LAP TIME	MPH	DIFF	TIME OF DAY
1 -		48.725	2:03.660	63.46	9.102	15:33:58.136
2 -	1:09.421	48.997	1:58.418	66.27	3.860	15:35:56.554
3 -	1:07.481	47.963	1:55.444	67.98	0.886	15:37:51.998
4 -	1:07.131	47.427	1:54.558 (1)	68.50		15:39:46.556
5 -	1:07.959	47.410	1:55.369 (3)	68.02	0.811	15:41:41.925
6 -	1:07.476	47.419	1:54.895 (2)	68.30	0.337	15:43:36.820
7 -	1:07.775	48.621	1:56.396	67.42	1.838	15:45:33.216

P3 13		Doug EDMONDSON		Yamaha - Martin Johnson Exhausts		
IDEAL LAP TIME : 1:53.539		BEST LAP TIME : 1:54.016		DIFFERENCE : 0.477		
LAP	SECTOR 1	SECTOR 2	LAP TIME	MPH	DIFF	TIME OF DAY
1 -		50.472	2:07.780	61.41	13.764	15:34:02.256
2 -	1:09.269	49.902	1:59.171	65.85	5.155	15:36:01.427
3 -	1:09.405	49.257	1:58.662	66.13	4.646	15:38:00.089
4 -	1:08.105	47.933	1:56.038	67.63	2.022	15:39:56.127
5 -	1:07.148	48.025	1:55.173 (3)	68.14	1.157	15:41:51.300
6 -	1:07.142	47.629	1:54.771 (2)	68.38	0.755	15:43:46.071
7 -	1:05.910	48.106	1:54.016 (1)	68.83		15:45:40.087

P4 11		Andrew BOWN		Yamaha -		
IDEAL LAP TIME : 1:54.353		BEST LAP TIME : 1:55.116		DIFFERENCE : 0.763		
LAP	SECTOR 1	SECTOR 2	LAP TIME	MPH	DIFF	TIME OF DAY
1 -		50.894	2:08.949	60.86	13.833	15:34:03.425
2 -	1:08.132	50.308	1:58.440	66.26	3.324	15:36:01.865
3 -	1:08.037	48.473	1:56.510	67.35	1.394	15:37:58.375
4 -	1:08.338	48.451	1:56.789	67.19	1.673	15:39:55.164
5 -	1:07.438	47.888	1:55.326 (2)	68.05	0.210	15:41:50.490
6 -	1:07.097	48.350	1:55.447 (3)	67.97	0.331	15:43:45.937
7 -	1:06.465	48.651	1:55.116 (1)	68.17		15:45:41.053

P5 19		Peter BRANTON		Yamaha -		
IDEAL LAP TIME : 1:56.894		BEST LAP TIME : 1:56.894		DIFFERENCE : 0.000		
LAP	SECTOR 1	SECTOR 2	LAP TIME	MPH	DIFF	TIME OF DAY
1 -		51.124	2:07.486	61.55	10.592	15:34:01.962
2 -	1:09.272	50.006	1:59.278	65.79	2.384	15:36:01.240
3 -	1:09.364	49.305	1:58.669 (3)	66.13	1.775	15:37:59.909
4 -	1:09.259	49.556	1:58.815	66.05	1.921	15:39:58.724
5 -	1:07.849	49.045	1:56.894 (1)	67.13		15:41:55.618
6 -	1:07.872	49.458	1:57.330 (2)	66.88	0.436	15:43:52.948
7 -	1:09.239	49.720	1:58.959	65.97	2.065	15:45:51.907

P6 7		Peter MOORE		Yamaha - Station Garage , Isle of Man		
IDEAL LAP TIME : 1:57.806		BEST LAP TIME : 1:58.017		DIFFERENCE : 0.211		
LAP	SECTOR 1	SECTOR 2	LAP TIME	MPH	DIFF	TIME OF DAY

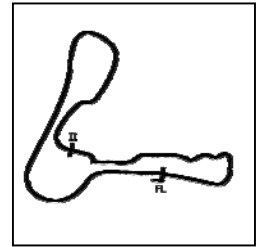
Weather / Track : Cloudy / Wet

Cadwell Park
 Circuit Length = 2.1800 miles
 Start: 15:31 Flag 15:45 End: 15:48

BMCRC - MRO Championships 2019 - Rnd 3 @ Cadwell Park

DFDS Yamaha Past Masters

RACE 8 - SECTOR ANALYSIS



SECTOR 1 = FL to I1, SECTOR 2 = I1 to FL, DIFF = Difference To Personal Best Lap, P = Crossed Finish Line in Pit Lane, D = Time Disallowed

1 -		53.446	2:14.295	58.43	16.278	15:34:08.771
2 -	1:11.196	51.307	2:02.503	64.06	4.486	15:36:11.274
3 -	1:11.393	50.984	2:02.377	64.13	4.360	15:38:13.651
4 -	1:09.334	50.229	1:59.563 (3)	65.63	1.546	15:40:13.214
5 -	1:08.539	49.895	1:58.434 (2)	66.26	0.417	15:42:11.648
6 -	1:07.911	50.106	1:58.017 (1)	66.49		15:44:09.665
7 -	1:08.994	51.258	2:00.252	65.26	2.235	15:46:09.917

P7 101 Andrew DAVIES			Yamaha - GIBSON EXHAUSTS			
IDEAL LAP TIME : 1:58.138		BEST LAP TIME : 1:58.138		DIFFERENCE : 0.000		
LAP	SECTOR 1	SECTOR 2	LAP TIME	MPH	DIFF	TIME OF DAY
1 -		53.304	2:12.602	59.18	14.464	15:34:07.078
2 -	1:13.087	52.122	2:05.209	62.67	7.071	15:36:12.287
3 -	1:11.609	50.560	2:02.169	64.23	4.031	15:38:14.456
4 -	1:10.906	50.675	2:01.581	64.55	3.443	15:40:16.037
5 -	1:09.811	50.242	2:00.053 (3)	65.37	1.915	15:42:16.090
6 -	1:09.136	49.831	1:58.967 (2)	65.96	0.829	15:44:15.057
7 -	1:08.390	49.748	1:58.138 (1)	66.43		15:46:13.195

P8 95 C Simon CLARK			Yamaha - Towan Motors			
IDEAL LAP TIME : 1:58.896		BEST LAP TIME : 1:59.265		DIFFERENCE : 0.369		
LAP	SECTOR 1	SECTOR 2	LAP TIME	MPH	DIFF	TIME OF DAY
1 -		53.212	2:13.305	58.87	14.040	15:34:07.781
2 -	1:11.553	50.928	2:02.481	64.07	3.216	15:36:10.262
3 -	1:11.874	51.026	2:02.900	63.85	3.635	15:38:13.162
4 -	1:11.623	50.261	2:01.884	64.38	2.619	15:40:15.046
5 -	1:08.635	50.630	1:59.265 (1)	65.80		15:42:14.311
6 -	1:09.468	50.406	1:59.874 (3)	65.46	0.609	15:44:14.185
7 -	1:09.159	50.629	1:59.788 (2)	65.51	0.523	15:46:13.973

P9 61 Paul WELCH			Yamaha -			
IDEAL LAP TIME : 1:59.597		BEST LAP TIME : 1:59.688		DIFFERENCE : 0.091		
LAP	SECTOR 1	SECTOR 2	LAP TIME	MPH	DIFF	TIME OF DAY
1 -		52.725	2:12.278	59.32	12.590	15:34:06.754
2 -	1:10.924	52.150	2:03.074	63.76	3.386	15:36:09.828
3 -	1:11.227	51.794	2:03.021	63.79	3.333	15:38:12.849
4 -	1:10.721	50.699	2:01.420	64.63	1.732	15:40:14.269
5 -	1:08.988	50.700	1:59.688 (1)	65.57		15:42:13.957
6 -	1:10.215	50.609	2:00.824 (3)	64.95	1.136	15:44:14.781
7 -	1:09.141	50.984	2:00.125 (2)	65.33	0.437	15:46:14.906

P10 57 C Geoff MOOK			Yamaha -			
IDEAL LAP TIME : 1:58.671		BEST LAP TIME : 1:58.932		DIFFERENCE : 0.261		
LAP	SECTOR 1	SECTOR 2	LAP TIME	MPH	DIFF	TIME OF DAY
1 -		53.076	2:13.542	58.76	14.610	15:34:08.018
2 -	1:12.626	52.593	2:05.219	62.67	6.287	15:36:13.237
3 -	1:11.102	50.695	2:01.797	64.43	2.865	15:38:15.034
4 -	1:10.644	50.890	2:01.534	64.57	2.602	15:40:16.568
5 -	1:09.569	50.180	1:59.749 (2)	65.53	0.817	15:42:16.317
6 -	1:09.227	49.705	1:58.932 (1)	65.98		15:44:15.249
7 -	1:08.966	50.911	1:59.877 (3)	65.46	0.945	15:46:15.126

P11 83 C Paul GODBOLD			Yamaha - Hill farm tree services			
IDEAL LAP TIME : 2:00.304		BEST LAP TIME : 2:00.304		DIFFERENCE : 0.000		
LAP	SECTOR 1	SECTOR 2	LAP TIME	MPH	DIFF	TIME OF DAY
1 -		52.847	2:14.521	58.34	14.217	15:34:08.997
2 -	1:12.414	52.241	2:04.655	62.95	4.351	15:36:13.652
3 -	1:11.894	51.164	2:03.058	63.77	2.754	15:38:16.710
4 -	1:10.878	50.583	2:01.461 (3)	64.61	1.157	15:40:18.171

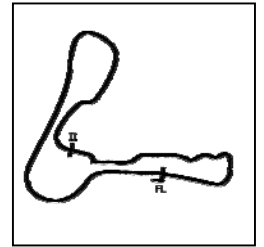
Weather / Track : Cloudy / Wet

Cadwell Park
Circuit Length = 2.1800 miles
Start: 15:31 Flag 15:45 End: 15:48

BMCRC - MRO Championships 2019 - Rnd 3 @ Cadwell Park

DFDS Yamaha Past Masters

RACE 8 - SECTOR ANALYSIS



SECTOR 1 = FL to I1, SECTOR 2 = I1 to FL, DIFF = Difference To Personal Best Lap, P = Crossed Finish Line in Pit Lane, D = Time Disallowed

5 -	1:10.736	50.354	2:01.090 (2)	64.81	0.786	15:42:19.261
6 -	1:10.206	50.098	2:00.304 (1)	65.23		15:44:19.565
7 -	1:10.859	51.084	2:01.943	64.35	1.639	15:46:21.508

P12 89 C Andrew TEMPEST			Yamaha - TEMPEST REVIVALS/mar-ti titanium			
IDEAL LAP TIME : 2:00.896		BEST LAP TIME : 2:01.074	DIFFERENCE : 0.178			
LAP	SECTOR 1	SECTOR 2	LAP TIME	MPH	DIFF	TIME OF DAY
1 -		53.852	2:17.452	57.09	16.378	15:34:11.928
2 -	1:11.962	50.726	2:02.688	63.96	1.614	15:36:14.616
3 -	1:11.255	51.425	2:02.680	63.97	1.606	15:38:17.296
4 -	1:10.889	50.667	2:01.556 (3)	64.56	0.482	15:40:18.852
5 -	1:10.229	50.845	2:01.074 (1)	64.82		15:42:19.926
6 -	1:10.328	50.855	2:01.183 (2)	64.76	0.109	15:44:21.109
7 -	1:13.402	51.836	2:05.238	62.66	4.164	15:46:26.347

P13 72 C Chris THAY			Yamaha -			
IDEAL LAP TIME : 2:02.895		BEST LAP TIME : 2:02.895	DIFFERENCE : 0.000			
LAP	SECTOR 1	SECTOR 2	LAP TIME	MPH	DIFF	TIME OF DAY
1 -		53.911	2:17.011	57.28	14.116	15:34:11.487
2 -	1:14.183	52.615	2:06.798	61.89	3.903	15:36:18.285
3 -	1:13.836	51.827	2:05.663	62.45	2.768	15:38:23.948
4 -	1:13.180	51.812	2:04.992	62.78	2.097	15:40:28.940
5 -	1:12.458	51.558	2:04.016 (2)	63.28	1.121	15:42:32.956
6 -	1:12.779	51.646	2:04.425 (3)	63.07	1.530	15:44:37.381
7 -	1:12.309	50.586	2:02.895 (1)	63.85		15:46:40.276

P14 74 Paul WHITBY			Yamaha - Greybridge Ltd			
IDEAL LAP TIME : 2:05.664		BEST LAP TIME : 2:05.664	DIFFERENCE : 0.000			
LAP	SECTOR 1	SECTOR 2	LAP TIME	MPH	DIFF	TIME OF DAY
1 -		54.244	2:16.458	57.51	10.794	15:34:10.934
2 -	1:13.015	53.922	2:06.937	61.82	1.273	15:36:17.871
3 -	1:12.514	54.005	2:06.519	62.03	0.855	15:38:24.390
4 -	1:12.594	53.750	2:06.344 (3)	62.11	0.680	15:40:30.734
5 -	1:12.165	53.742	2:05.907 (2)	62.33	0.243	15:42:36.641
6 -	1:12.058	53.606	2:05.664 (1)	62.45		15:44:42.305
7 -	1:13.802	54.589	2:08.391	61.12	2.727	15:46:50.696

P15 27 R Richard HAYWARD			Yamaha - Gforce Motorcycles			
IDEAL LAP TIME : 2:03.081		BEST LAP TIME : 2:03.541	DIFFERENCE : 0.460			
LAP	SECTOR 1	SECTOR 2	LAP TIME	MPH	DIFF	TIME OF DAY
1 -		54.784	2:21.672	55.39	18.131	15:34:16.148
2 -	1:14.914	52.913	2:07.827	61.39	4.286	15:36:23.975
3 -	1:15.732	54.077	2:09.809	60.45	6.268	15:38:33.784
4 -	1:13.800	52.398	2:06.198 (3)	62.18	2.657	15:40:39.982
5 -	1:14.198	52.555	2:06.753	61.91	3.212	15:42:46.735
6 -	1:12.773	50.768	2:03.541 (1)	63.52		15:44:50.276
7 -	1:12.313	51.248	2:03.561 (2)	63.51	0.020	15:46:53.837

P16 22 R Rob FARMER			Yamaha - Tempest Revivals / Obsession Engineering			
IDEAL LAP TIME : 2:02.868		BEST LAP TIME : 2:02.868	DIFFERENCE : 0.000			
LAP	SECTOR 1	SECTOR 2	LAP TIME	MPH	DIFF	TIME OF DAY
1 -		56.520	2:24.614	54.26	21.746	15:34:19.090
2 -	1:15.980	54.657	2:10.637	60.07	7.769	15:36:29.727
3 -	1:13.287	52.727	2:06.014	62.27	3.146	15:38:35.741
4 -	1:12.863	53.412	2:06.275	62.15	3.407	15:40:42.016
5 -	1:13.570	51.677	2:05.247 (3)	62.66	2.379	15:42:47.263
6 -	1:11.505	51.363	2:02.868 (1)	63.87		15:44:50.131
7 -	1:12.574	51.685	2:04.259 (2)	63.15	1.391	15:46:54.390

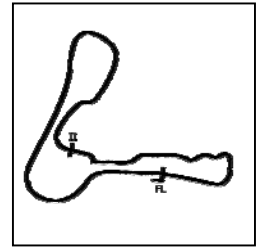
Weather / Track : Cloudy / Wet

Cadwell Park
Circuit Length = 2.1800 miles
Start: 15:31 Flag 15:45 End: 15:48

BMCRC - MRO Championships 2019 - Rnd 3 @ Cadwell Park

DFDS Yamaha Past Masters

RACE 8 - SECTOR ANALYSIS



SECTOR 1 = FL to I1, SECTOR 2 = I1 to FL, DIFF = Difference To Personal Best Lap, P = Crossed Finish Line in Pit Lane, D = Time Disallowed

P17 121		Ben HUNTER		Yamaha -		
IDEAL LAP TIME : 2:07.667		BEST LAP TIME : 2:08.021		DIFFERENCE : 0.354		
LAP	SECTOR 1	SECTOR 2	LAP TIME	MPH	DIFF	TIME OF DAY
1 -		54.325	2:19.581	56.22	11.560	15:34:14.057
2 -	1:15.502	53.649	2:09.151	60.76	1.130	15:36:23.208
3 -	1:16.297	53.899	2:10.196	60.27	2.175	15:38:33.404
4 -	1:14.897	53.151	2:08.048 (2)	61.29	0.027	15:40:41.452
5 -	1:14.516	53.505	2:08.021 (1)	61.30		15:42:49.473
6 -	1:14.899	53.754	2:08.653 (3)	61.00	0.632	15:44:58.126
7 -	1:14.924	54.079	2:09.003	60.83	0.982	15:47:07.129

P18 60 C		Daniel GOUGH		Yamaha - G Force Motorcycles		
IDEAL LAP TIME : 2:08.579		BEST LAP TIME : 2:08.579		DIFFERENCE : 0.000		
LAP	SECTOR 1	SECTOR 2	LAP TIME	MPH	DIFF	TIME OF DAY
1 -		56.882	2:23.636	54.63	15.057	15:34:18.112
2 -	1:16.737	56.115	2:12.852	59.07	4.273	15:36:30.964
3 -	1:15.876	54.970	2:10.846	59.97	2.267	15:38:41.810
4 -	1:15.924	54.060	2:09.984	60.37	1.405	15:40:51.794
5 -	1:15.203	53.665	2:08.868 (2)	60.90	0.289	15:43:00.662
6 -	1:15.782	54.149	2:09.931 (3)	60.40	1.352	15:45:10.593
7 -	1:14.975	53.604	2:08.579 (1)	61.03		15:47:19.172

P19 100 C		Paul FIRTH		Yamaha - www.ypmrc.co.uk		
IDEAL LAP TIME : 2:10.046		BEST LAP TIME : 2:10.306		DIFFERENCE : 0.260		
LAP	SECTOR 1	SECTOR 2	LAP TIME	MPH	DIFF	TIME OF DAY
1 -		59.360	2:29.635	52.44	19.329	15:34:24.111
2 -	1:19.843	57.245	2:17.088	57.24	6.782	15:36:41.199
3 -	1:17.670	55.503	2:13.173	58.93	2.867	15:38:54.372
4 -	1:16.740	55.573	2:12.313 (3)	59.31	2.007	15:41:06.685
5 -	1:15.532	54.774	2:10.306 (1)	60.22		15:43:16.991
6 -	1:17.269	54.514	2:11.783 (2)	59.55	1.477	15:45:28.774

P20 54 C		John HOLD		Yamaha -		
IDEAL LAP TIME : 2:10.978		BEST LAP TIME : 2:10.978		DIFFERENCE : 0.000		
LAP	SECTOR 1	SECTOR 2	LAP TIME	MPH	DIFF	TIME OF DAY
1 -		58.910	2:30.517	52.14	19.539	15:34:24.993
2 -	1:20.565	56.392	2:16.957	57.30	5.979	15:36:41.950
3 -	1:18.500	54.831	2:13.331 (3)	58.86	2.353	15:38:55.281
4 -	1:17.883	55.131	2:13.014 (2)	59.00	2.036	15:41:08.295
5 -	1:19.666	55.748	2:15.414	57.95	4.436	15:43:23.709
6 -	1:16.527	54.451	2:10.978 (1)	59.91		15:45:34.687

P21 46 C		Kevin MARSHALL		Yamaha -		
IDEAL LAP TIME : 2:12.454		BEST LAP TIME : 2:13.073		DIFFERENCE : 0.619		
LAP	SECTOR 1	SECTOR 2	LAP TIME	MPH	DIFF	TIME OF DAY
1 -		59.301	2:33.161	51.24	20.088	15:34:27.637
2 -	1:22.243	57.754	2:19.997	56.05	6.924	15:36:47.634
3 -	1:19.579	56.398	2:15.977	57.71	2.904	15:39:03.611
4 -	1:19.059	56.091	2:15.150 (3)	58.06	2.077	15:41:18.761
5 -	1:18.129	54.944	2:13.073 (1)	58.97		15:43:31.834
6 -	1:17.510	56.145	2:13.655 (2)	58.71	0.582	15:45:45.489

P22 32 R		Lorraine ANSON		Yamaha - Wallis & Whalin Racing		
IDEAL LAP TIME : 2:18.359		BEST LAP TIME : 2:18.691		DIFFERENCE : 0.332		
LAP	SECTOR 1	SECTOR 2	LAP TIME	MPH	DIFF	TIME OF DAY
1 -		59.059	2:32.121	51.59	13.430	15:34:26.597
2 -	1:22.592	58.371	2:20.963	55.67	2.272	15:36:47.560
3 -	1:23.625	58.264	2:21.889	55.31	3.198	15:39:09.449

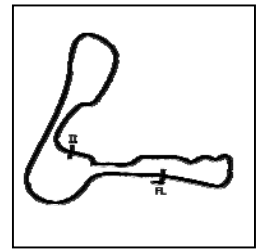
Weather / Track : Cloudy / Wet

Cadwell Park
Circuit Length = 2.1800 miles
Start: 15:31 Flag 15:45 End: 15:48

BMCRC - MRO Championships 2019 - Rnd 3 @ Cadwell Park

DFDS Yamaha Past Masters

RACE 8 - SECTOR ANALYSIS



SECTOR 1 = FL to I1, SECTOR 2 = I1 to FL, DIFF = Difference To Personal Best Lap, P = Crossed Finish Line in Pit Lane, D = Time Disallowed

4 -	1:21.841	58.838	2:20.679 (3)	55.78	1.988	15:41:30.128
5 -	1:21.226	58.913	2:20.139 (2)	56.00	1.448	15:43:50.267
6 -	1:21.558	57.133	2:18.691 (1)	56.58		15:46:08.958

P23	98 C	Sarah ENGLISH	Yamaha - Tempest Revivals			
IDEAL LAP TIME : 2:19.047		BEST LAP TIME : 2:19.047	DIFFERENCE : 0.000			
LAP	SECTOR 1	SECTOR 2	LAP TIME	MPH	DIFF	TIME OF DAY

1 -		1:01.032	2:37.568	49.80	18.521	15:34:32.044
2 -	1:22.805	1:00.379	2:23.184	54.81	4.137	15:36:55.228
3 -	1:22.925	59.752	2:22.677	55.00	3.630	15:39:17.905
4 -	1:22.131	59.025	2:21.156 (3)	55.59	2.109	15:41:39.061
5 -	1:20.338	58.709	2:19.047 (1)	56.44		15:43:58.108
6 -	1:21.073	59.669	2:20.742 (2)	55.76	1.695	15:46:18.850

P24	33 R	Kieran LEWIS	Yamaha - Controls For Doors Ltd			
IDEAL LAP TIME : 2:21.844		BEST LAP TIME : 2:21.844	DIFFERENCE : 0.000			
LAP	SECTOR 1	SECTOR 2	LAP TIME	MPH	DIFF	TIME OF DAY

1 -		59.542	2:38.583	49.48	16.739	15:34:33.059
2 -	1:29.219	1:00.273	2:29.492	52.49	7.648	15:37:02.551
3 -	1:28.801	59.145	2:27.946	53.04	6.102	15:39:30.497
4 -	1:26.030	56.913	2:22.943 (3)	54.90	1.099	15:41:53.440
5 -	1:25.084	56.760	2:21.844 (1)	55.32		15:44:15.284
6 -	1:25.209	57.635	2:22.844 (2)	54.94	1.000	15:46:38.128

P25	67 C	Mark BAILEY	Yamaha - Gforce motorcycles			
IDEAL LAP TIME : 2:43.313		BEST LAP TIME : 2:43.313	DIFFERENCE : 0.000			
LAP	SECTOR 1	SECTOR 2	LAP TIME	MPH	DIFF	TIME OF DAY

1 -		1:07.170	2:56.279	44.52	12.966	15:34:50.755
2 -	1:36.916	1:06.397	2:43.313 (1)	48.05		15:37:34.068

BMCRC - MRO Championships 2019 - Rnd 3 @ Cadwell Park

DFDS Yamaha Past Masters

RACE 8 - BEST SECTORS

SECTOR 1			SECTOR 2			IDEAL / BEST COMPARISON						
POS	NO	NAME	TIME	NO	NAME	TIME	POS	NO	NAME	IDEAL	BEST	DIFF
1	13	EDMONDSON	1:05.910	24	CARSON	46.642	1	24	CARSON	1:52.965	1:52.965	0.000
2	24	CARSON	1:06.323	125	MILES	47.410	2	13	EDMONDSON	1:53.539	1:54.016	0.477
3	11	BOWN	1:06.465	13	EDMONDSON	47.629	3	11	BOWN	1:54.353	1:55.116	0.763
4	125	MILES	1:07.131	11	BOWN	47.888	4	125	MILES	1:54.541	1:54.558	0.017
5	19	BRANTON	1:07.849	19	BRANTON	49.045	5	19	BRANTON	1:56.894	1:56.894	0.000
6	7	MOORE	1:07.911	57	MOOK	49.705	6	7	MOORE	1:57.806	1:58.017	0.211
7	101	DAVIES	1:08.390	101	DAVIES	49.748	7	101	DAVIES	1:58.138	1:58.138	0.000
8	95	CLARK	1:08.635	7	MOORE	49.895	8	57	MOOK	1:58.671	1:58.932	0.261
9	57	MOOK	1:08.966	83	GODBOLD	50.098	9	95	CLARK	1:58.896	1:59.265	0.369
10	61	WELCH	1:08.988	95	CLARK	50.261	10	61	WELCH	1:59.597	1:59.688	0.091
11	83	GODBOLD	1:10.206	72	THAY	50.586	11	83	GODBOLD	2:00.304	2:00.304	0.000
12	89	TEMPEST	1:10.229	61	WELCH	50.609	12	89	TEMPEST	2:00.896	2:01.074	0.178
13	22	FARMER	1:11.505	89	TEMPEST	50.667	13	22	FARMER	2:02.868	2:02.868	0.000
14	74	WHITBY	1:12.058	27	HAYWARD	50.768	14	72	THAY	2:02.895	2:02.895	0.000
15	72	THAY	1:12.309	22	FARMER	51.363	15	27	HAYWARD	2:03.081	2:03.541	0.460
16	27	HAYWARD	1:12.313	121	HUNTER	53.151	16	74	WHITBY	2:05.664	2:05.664	0.000
17	121	HUNTER	1:14.516	60	GOUGH	53.604	17	121	HUNTER	2:07.667	2:08.021	0.354
18	60	GOUGH	1:14.975	74	WHITBY	53.606	18	60	GOUGH	2:08.579	2:08.579	0.000
19	100	FIRTH	1:15.532	54	HOLD	54.451	19	100	FIRTH	2:10.046	2:10.306	0.260
20	54	HOLD	1:16.527	100	FIRTH	54.514	20	54	HOLD	2:10.978	2:10.978	0.000
21	46	MARSHALL	1:17.510	46	MARSHALL	54.944	21	46	MARSHALL	2:12.454	2:13.073	0.619
22	98	ENGLISH	1:20.338	33	LEWIS	56.760	22	32	ANSON	2:18.359	2:18.691	0.332
23	32	ANSON	1:21.226	32	ANSON	57.133	23	98	ENGLISH	2:19.047	2:19.047	0.000
24	33	LEWIS	1:25.084	98	ENGLISH	58.709	24	33	LEWIS	2:21.844	2:21.844	0.000
25	67	BAILEY	1:36.916	67	BAILEY	1:06.397	25	67	BAILEY	2:43.313	2:43.313	0.000
26												
27												

PERFECT LAP 1:52.552

BMCRC - MRO Championships 2019 - Rnd 3 @ Cadwell Park
DFDS Yamaha Past Masters
RACE 16 - GRID (7 Laps)

ROW 11	31	77 Neil GRANT	32	80 David BALL	1	
ROW 10			28	14 John HARRISON	29	29 Ian LATHAM
ROW 9	25	2:43.313 67 Mark BAILEY	26	40 Douglas BEACOCK	27	55 Paul TOLAND
ROW 8			22	2:18.691 32 Lorraine ANSON	23	2:19.047 98 Sarah ENGLISH
ROW 7	19	2:10.306 100 Paul FIRTH	20	2:10.978 54 John HOLD	21	2:13.073 46 Kevin MARSHALL
ROW 6			16	2:05.664 74 Paul WHITBY	17	2:08.021 121 Ben HUNTER
ROW 5	13	2:02.868 22 Rob FARMER	14	2:02.895 72 Chris THAY	15	2:03.541 27 Richard HAYWARD
ROW 4			10	1:59.688 61 Paul WELCH	11	2:00.304 83 Paul GODBOLD
ROW 3	7	1:58.138 101 Andrew DAVIES	8	1:58.932 57 Geoff MOOK	9	1:59.265 95 Simon CLARK
ROW 2			4	1:55.116 11 Andrew BOWN	5	1:56.894 19 Peter BRANTON
ROW 1	1	1:52.965 24 Scott CARSON	2	1:54.016 13 Doug EDMONDSON	3	1:54.558 125 Ben MILES
		Pole				

Cadwell Park
Circuit Length = 2.1800 miles

These results are provisional until the conclusion of any judicial and technical matters.

Clerk Of Course :	Timekeeper :
-------------------	--------------

Results can be found at www.tsl-timing.com

Printed - 15:53 Saturday, 27 April 2019



BMCRC - MRO Championships 2019 - Rnd 3 @ Cadwell Park

DFDS Yamaha Past Masters

RACE 16 - CLASSIFICATION

POS	NO	CL	PIC NAME	ENTRY	LAPS	TIME	GAP	DIFF	MPH	BEST	ON
1	13		1 Doug EDMONDSON	Yamaha - Martin Johnson Exhausts	3	5:47.260			67.79	1:53.500	3
2	11		2 Andrew BOWN	Yamaha -	3	5:47.645	0.385	0.385	67.72	1:52.280	2
3	24		3 Scott CARSON	Yamaha - Brian Grays Powerbiking,J K Flooring Cor	3	5:51.833	4.573	4.188	66.91	1:54.596	2
4	7		4 Peter MOORE	Yamaha - Station Garage , Isle of Man	3	5:58.586	11.326	6.753	65.65	1:56.570	2
5	19		5 Peter BRANTON	Yamaha -	3	6:00.211	12.951	1.625	65.36	1:57.069	2
6	57	C	1 Geoff MOOK	Yamaha -	3	6:05.879	18.619	5.668	64.34	1:58.117	3
7	101		6 Andrew DAVIES	Yamaha - GIBSON EXHAUSTS	3	6:07.154	19.894	1.275	64.12	1:59.586	3
8	61		7 Paul WELCH	Yamaha -	3	6:08.777	21.517	1.623	63.84	2:00.493	2
9	83	C	2 Paul GODBOLD	Yamaha - Hill farm tree services	3	6:09.440	22.180	0.663	63.72	2:00.557	3
10	95	C	3 Simon CLARK	Yamaha - Towan Motors	3	6:09.902	22.642	0.462	63.64	1:59.336	2
11	72	C	4 Chris THAY	Yamaha -	3	6:16.919	29.659	7.017	62.46	2:01.292	2
12	27	R	1 Richard HAYWARD	Yamaha - Gforce Motorcycles	3	6:17.163	29.903	0.244	62.42	2:02.898	2
13	89	C	5 Andrew TEMPEST	Yamaha - TEMPEST REVIVALS/mar-ti titanium	3	6:18.517	31.257	1.354	62.20	1:59.421	3
14	74		8 Paul WHITBY	Yamaha - Greybridge Ltd	3	6:26.167	38.907	7.650	60.96	2:04.754	2
15	121		9 Ben HUNTER	Yamaha -	3	6:32.698	45.438	6.531	59.95	2:07.400	2
16	60	C	6 Daniel GOUGH	Yamaha - G Force Motorcycles	3	6:33.327	46.067	0.629	59.85	2:06.859	3
17	40	C	7 Douglas BEACOCK	Yamaha -	3	6:33.408	46.148	0.081	59.84	2:06.971	2
18	22	R	2 Rob FARMER	Yamaha - Tempest Revivals / Obsession Engineerir	3	6:36.840	49.580	3.432	59.32	2:07.888	2
19	100	C	8 Paul FIRTH	Yamaha - www.ypmrc.co.uk	3	7:05.371	1:18.111	28.531	55.34	2:17.722	3
20	98	C	9 Sarah ENGLISH	Yamaha - Tempest Revivals	3	7:07.365	1:20.105	1.994	55.09	2:17.994	3
21	33	R	3 Kieran LEWIS	Yamaha - Controls For Doors Ltd	3	7:32.027	1:44.767	24.662	52.08	2:25.955	3

NOT CLASSIFIED

DNF	32	R	Lorraine ANSON	Yamaha - Wallis & Whalin Racing	1	2:32.559	2 Laps	2 Laps	51.44		
-----	----	---	----------------	---------------------------------	---	----------	--------	--------	-------	--	--

FASTEST LAP

11			Andrew BOWN	Yamaha -	2	1:52.280			69.89 mph	112.48 kph	
57	C		Geoff MOOK	Yamaha -	3	1:58.117			66.44 mph	106.92 kph	
27	R		Richard HAYWARD	Yamaha - Gforce Motorcycles	2	2:02.898			63.85 mph	102.77 kph	

Class - 92.5% of Race Speed = 62.70 mph
 Class C - 92.5% of Race Speed = 59.51 mph
 Class R - 92.5% of Race Speed = 57.73 mph

Cadwell Park
 Circuit Length = 2.1800 miles
 Start: 09:34 Flag 09:40 End: 09:42

Weather / Track : Showers / Wet

These results are provisional until the conclusion of any judicial and technical matters.

Clerk Of Course :	Timekeeper :
-------------------	--------------

Results can be found at www.tsl-timing.com

Printed - 09:44 Sunday, 28 April 2019



BMCRC - MRO Championships 2019 - Rnd 3 @ Cadwell Park

DFDS Yamaha Past Masters

RACE 16 - LAP CHART

LAP 1 @ 09:36:48.878

NO	BEHIND	LAP TIME
13		2:00.218
24	1.796	2:02.014
11	2.031	2:02.249
7	4.358	2:04.576
19	4.883	2:05.101
101	6.877	2:07.095
61	7.124	2:07.342
57	7.518	2:07.736
83	7.697	2:07.915
95	8.709	2:08.927
27	9.614	2:09.832
74	13.810	2:14.028
89	13.951	2:14.169
72	13.984	2:14.202
121	17.149	2:17.367
60	18.079	2:18.297
40	18.375	2:18.593
22	19.034	2:19.252
100	28.897	2:29.115
98	29.897	2:30.115
32	32.341	2:32.559
33	37.060	2:37.278

89	31.257	1:59.421
74	38.907	2:07.385
121	45.438	2:07.931
60	46.067	2:06.859
40	46.148	2:07.844
22	49.580	2:09.700
100	1:18.111	2:17.722
98	1:20.105	2:17.994
33	1:44.767	2:25.955

LAP 2 @ 09:38:42.420

NO	BEHIND	LAP TIME
13		1:53.542
11	0.769	1:52.280
24	2.850	1:54.596
7	7.386	1:56.570
19	8.410	1:57.069
101	13.808	2:00.473
57	14.002	2:00.026
61	14.075	2:00.493
95	14.503	1:59.336
83	15.123	2:00.968
27	18.970	2:02.898
72	21.734	2:01.292
74	25.022	2:04.754
89	25.336	2:04.927
121	31.007	2:07.400
40	31.804	2:06.971
60	32.708	2:08.171
22	33.380	2:07.888
100	53.889	2:18.534
98	55.611	2:19.256
33	1:12.312	2:28.794

LAP 3 @ 09:40:35.920

NO	BEHIND	LAP TIME
13		1:53.500
11	0.385	1:53.116
24	4.573	1:55.223
7	11.326	1:57.440
19	12.951	1:58.041
57	18.619	1:58.117
101	19.894	1:59.586
61	21.517	2:00.942
83	22.180	2:00.557
95	22.642	2:01.639
72	29.659	2:01.425
27	29.903	2:04.433

Weather / Track : Showers / Wet

Results can be found at www.tsl-timing.com

Cadwell Park

Circuit Length = 2.1800 miles

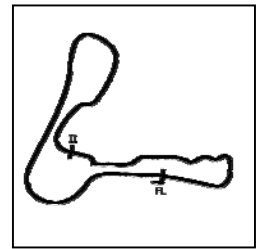
Start: 09:34 Flag 09:40 End: 09:42

Printed - 09:47 Sunday, 28 April 2019

BMCRC - MRO Championships 2019 - Rnd 3 @ Cadwell Park

DFDS Yamaha Past Masters

RACE 16 - SECTOR ANALYSIS



SECTOR 1 = FL to I1, SECTOR 2 = I1 to FL, DIFF = Difference To Personal Best Lap, P = Crossed Finish Line in Pit Lane, D = Time Disallowed

P1 13		Doug EDMONDSON		Yamaha - Martin Johnson Exhausts		
IDEAL LAP TIME : 1:53.459		BEST LAP TIME : 1:53.500		DIFFERENCE : 0.041		
LAP	SECTOR 1	SECTOR 2	LAP TIME	MPH	DIFF	TIME OF DAY
1 -		47.721	2:00.218	65.28	6.718	09:36:48.878
2 -	1:06.228	47.314	1:53.542 (2)	69.12	0.042	09:38:42.420
3 -	1:06.145	47.355	1:53.500 (1)	69.14		09:40:35.920

P2 11		Andrew BOWN		Yamaha -		
IDEAL LAP TIME : 1:52.280		BEST LAP TIME : 1:52.280		DIFFERENCE : 0.000		
LAP	SECTOR 1	SECTOR 2	LAP TIME	MPH	DIFF	TIME OF DAY
1 -		48.067	2:02.249	64.19	9.969	09:36:50.909
2 -	1:05.576	46.704	1:52.280 (1)	69.89		09:38:43.189
3 -	1:06.008	47.108	1:53.116 (2)	69.38	0.836	09:40:36.305

P3 24		Scott CARSON		Yamaha - Brian Grays Powerbiking, J K Flooring Contractors		
IDEAL LAP TIME : 1:54.596		BEST LAP TIME : 1:54.596		DIFFERENCE : 0.000		
LAP	SECTOR 1	SECTOR 2	LAP TIME	MPH	DIFF	TIME OF DAY
1 -		48.020	2:02.014	64.32	7.418	09:36:50.674
2 -	1:07.010	47.586	1:54.596 (1)	68.48		09:38:45.270
3 -	1:07.485	47.738	1:55.223 (2)	68.11	0.627	09:40:40.493

P4 7		Peter MOORE		Yamaha - Station Garage , Isle of Man		
IDEAL LAP TIME : 1:56.570		BEST LAP TIME : 1:56.570		DIFFERENCE : 0.000		
LAP	SECTOR 1	SECTOR 2	LAP TIME	MPH	DIFF	TIME OF DAY
1 -		49.747	2:04.576	62.99	8.006	09:36:53.236
2 -	1:07.126	49.444	1:56.570 (1)	67.32		09:38:49.806
3 -	1:07.563	49.877	1:57.440 (2)	66.82	0.870	09:40:47.246

P5 19		Peter BRANTON		Yamaha -		
IDEAL LAP TIME : 1:57.069		BEST LAP TIME : 1:57.069		DIFFERENCE : 0.000		
LAP	SECTOR 1	SECTOR 2	LAP TIME	MPH	DIFF	TIME OF DAY
1 -		49.805	2:05.101	62.73	8.032	09:36:53.761
2 -	1:07.863	49.206	1:57.069 (1)	67.03		09:38:50.830
3 -	1:08.402	49.639	1:58.041 (2)	66.48	0.972	09:40:48.871

P6 57 C		Geoff MOOK		Yamaha -		
IDEAL LAP TIME : 1:58.117		BEST LAP TIME : 1:58.117		DIFFERENCE : 0.000		
LAP	SECTOR 1	SECTOR 2	LAP TIME	MPH	DIFF	TIME OF DAY
1 -		51.068	2:07.736	61.43	9.619	09:36:56.396
2 -	1:09.228	50.798	2:00.026 (2)	65.38	1.909	09:38:56.422
3 -	1:08.911	49.206	1:58.117 (1)	66.44		09:40:54.539

P7 101		Andrew DAVIES		Yamaha - GIBSON EXHAUSTS		
IDEAL LAP TIME : 1:59.586		BEST LAP TIME : 1:59.586		DIFFERENCE : 0.000		
LAP	SECTOR 1	SECTOR 2	LAP TIME	MPH	DIFF	TIME OF DAY
1 -		50.996	2:07.095	61.74	7.509	09:36:55.755
2 -	1:09.504	50.969	2:00.473 (2)	65.14	0.887	09:38:56.228
3 -	1:09.482	50.104	1:59.586 (1)	65.62		09:40:55.814

P8 61		Paul WELCH		Yamaha -		
IDEAL LAP TIME : 2:00.238		BEST LAP TIME : 2:00.493		DIFFERENCE : 0.255		
LAP	SECTOR 1	SECTOR 2	LAP TIME	MPH	DIFF	TIME OF DAY
1 -		50.952	2:07.342	61.62	6.849	09:36:56.002
2 -	1:09.933	50.560	2:00.493 (1)	65.13		09:38:56.495
3 -	1:09.678	51.264	2:00.942 (2)	64.89	0.449	09:40:57.437

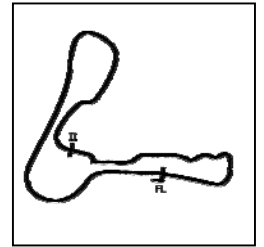
Weather / Track : Showers / Wet

Cadwell Park
Circuit Length = 2.1800 miles
Start: 09:34 Flag 09:40 End: 09:42

BMCRC - MRO Championships 2019 - Rnd 3 @ Cadwell Park

DFDS Yamaha Past Masters

RACE 16 - SECTOR ANALYSIS



SECTOR 1 = FL to I1, SECTOR 2 = I1 to FL, DIFF = Difference To Personal Best Lap, P = Crossed Finish Line in Pit Lane, D = Time Disallowed

P9 83 C Paul GODBOLD		Yamaha - Hill farm tree services				
IDEAL LAP TIME : 2:00.106		BEST LAP TIME : 2:00.557		DIFFERENCE : 0.451		
LAP	SECTOR 1	SECTOR 2	LAP TIME	MPH	DIFF	TIME OF DAY
1 -		50.447	2:07.915	61.35	7.358	09:36:56.575
2 -	1:10.826	50.142	2:00.968 (2)	64.87	0.411	09:38:57.543
3 -	1:09.964	50.593	2:00.557 (1)	65.09		09:40:58.100

P10 95 C Simon CLARK		Yamaha - Towan Motors				
IDEAL LAP TIME : 1:59.336		BEST LAP TIME : 1:59.336		DIFFERENCE : 0.000		
LAP	SECTOR 1	SECTOR 2	LAP TIME	MPH	DIFF	TIME OF DAY
1 -		50.426	2:08.927	60.87	9.591	09:36:57.587
2 -	1:09.258	50.078	1:59.336 (1)	65.76		09:38:56.923
3 -	1:09.975	51.664	2:01.639 (2)	64.51	2.303	09:40:58.562

P11 72 C Chris THAY		Yamaha -				
IDEAL LAP TIME : 2:00.939		BEST LAP TIME : 2:01.292		DIFFERENCE : 0.353		
LAP	SECTOR 1	SECTOR 2	LAP TIME	MPH	DIFF	TIME OF DAY
1 -		51.692	2:14.202	58.47	12.910	09:37:02.862
2 -	1:10.288	51.004	2:01.292 (1)	64.70		09:39:04.154
3 -	1:10.774	50.651	2:01.425 (2)	64.63	0.133	09:41:05.579

P12 27 R Richard HAYWARD		Yamaha - Gforce Motorcycles				
IDEAL LAP TIME : 2:01.871		BEST LAP TIME : 2:02.898		DIFFERENCE : 1.027		
LAP	SECTOR 1	SECTOR 2	LAP TIME	MPH	DIFF	TIME OF DAY
1 -		50.777	2:09.832	60.44	6.934	09:36:58.492
2 -	1:11.094	51.804	2:02.898 (1)	63.85		09:39:01.390
3 -	1:12.485	51.948	2:04.433 (2)	63.07	1.535	09:41:05.823

P13 89 C Andrew TEMPEST		Yamaha - TEMPEST REVIVALS/mar-ti titanium				
IDEAL LAP TIME : 1:59.421		BEST LAP TIME : 1:59.421		DIFFERENCE : 0.000		
LAP	SECTOR 1	SECTOR 2	LAP TIME	MPH	DIFF	TIME OF DAY
1 -		52.897	2:14.169	58.49	14.748	09:37:02.829
2 -	1:11.694	53.233	2:04.927 (2)	62.82	5.506	09:39:07.756
3 -	1:09.155	50.266	1:59.421 (1)	65.71		09:41:07.177

P14 74 Paul WHITBY		Yamaha - Greybridge Ltd				
IDEAL LAP TIME : 2:04.515		BEST LAP TIME : 2:04.754		DIFFERENCE : 0.239		
LAP	SECTOR 1	SECTOR 2	LAP TIME	MPH	DIFF	TIME OF DAY
1 -		52.964	2:14.028	58.55	9.274	09:37:02.688
2 -	1:11.551	53.203	2:04.754 (1)	62.90		09:39:07.442
3 -	1:13.256	54.129	2:07.385 (2)	61.60	2.631	09:41:14.827

P15 121 Ben HUNTER		Yamaha -				
IDEAL LAP TIME : 2:07.400		BEST LAP TIME : 2:07.400		DIFFERENCE : 0.000		
LAP	SECTOR 1	SECTOR 2	LAP TIME	MPH	DIFF	TIME OF DAY
1 -		53.601	2:17.367	57.13	9.967	09:37:06.027
2 -	1:13.900	53.500	2:07.400 (1)	61.60		09:39:13.427
3 -	1:13.948	53.983	2:07.931 (2)	61.34	0.531	09:41:21.358

P16 60 C Daniel GOUGH		Yamaha - G Force Motorcycles				
IDEAL LAP TIME : 2:06.859		BEST LAP TIME : 2:06.859		DIFFERENCE : 0.000		
LAP	SECTOR 1	SECTOR 2	LAP TIME	MPH	DIFF	TIME OF DAY
1 -		54.244	2:18.297	56.74	11.438	09:37:06.957
2 -	1:14.523	53.648	2:08.171 (2)	61.23	1.312	09:39:15.128
3 -	1:13.746	53.113	2:06.859 (1)	61.86		09:41:21.987

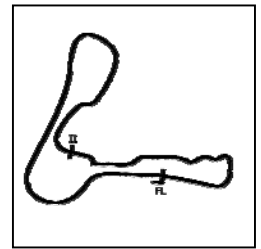
Weather / Track : Showers / Wet

Cadwell Park
Circuit Length = 2.1800 miles
Start: 09:34 Flag 09:40 End: 09:42

BMCRC - MRO Championships 2019 - Rnd 3 @ Cadwell Park

DFDS Yamaha Past Masters

RACE 16 - SECTOR ANALYSIS



SECTOR 1 = FL to I1, SECTOR 2 = I1 to FL, DIFF = Difference To Personal Best Lap, P = Crossed Finish Line in Pit Lane, D = Time Disallowed

P17 40 C		Douglas BEACOCK		Yamaha -		
IDEAL LAP TIME : 2:06.971		BEST LAP TIME : 2:06.971		DIFFERENCE : 0.000		
LAP	SECTOR 1	SECTOR 2	LAP TIME	MPH	DIFF	TIME OF DAY
1 -		53.931	2:18.593	56.62	11.622	09:37:07.253
2 -	1:13.432	53.539	2:06.971 (1)	61.80		09:39:14.224
3 -	1:13.695	54.149	2:07.844 (2)	61.38	0.873	09:41:22.068

P18 22 R		Rob FARMER		Yamaha - Tempest Revivals / Obsession Engineering		
IDEAL LAP TIME : 2:07.888		BEST LAP TIME : 2:07.888		DIFFERENCE : 0.000		
LAP	SECTOR 1	SECTOR 2	LAP TIME	MPH	DIFF	TIME OF DAY
1 -		54.241	2:19.252	56.35	11.364	09:37:07.912
2 -	1:14.363	53.525	2:07.888 (1)	61.36		09:39:15.800
3 -	1:15.116	54.584	2:09.700 (2)	60.50	1.812	09:41:25.500

P19 100 C		Paul FIRTH		Yamaha - www.ypmrc.co.uk		
IDEAL LAP TIME : 2:17.721		BEST LAP TIME : 2:17.722		DIFFERENCE : 0.001		
LAP	SECTOR 1	SECTOR 2	LAP TIME	MPH	DIFF	TIME OF DAY
1 -		58.829	2:29.115	52.63	11.393	09:37:17.775
2 -	1:21.606	56.928	2:18.534 (2)	56.65	0.812	09:39:36.309
3 -	1:21.607	56.115	2:17.722 (1)	56.98		09:41:54.031

P20 98 C		Sarah ENGLISH		Yamaha - Tempest Revivals		
IDEAL LAP TIME : 2:17.994		BEST LAP TIME : 2:17.994		DIFFERENCE : 0.000		
LAP	SECTOR 1	SECTOR 2	LAP TIME	MPH	DIFF	TIME OF DAY
1 -		58.768	2:30.115	52.28	12.121	09:37:18.775
2 -	1:21.736	57.520	2:19.256 (2)	56.35	1.262	09:39:38.031
3 -	1:21.111	56.883	2:17.994 (1)	56.87		09:41:56.025

P21 33 R		Kieran LEWIS		Yamaha - Controls For Doors Ltd		
IDEAL LAP TIME : 2:25.955		BEST LAP TIME : 2:25.955		DIFFERENCE : 0.000		
LAP	SECTOR 1	SECTOR 2	LAP TIME	MPH	DIFF	TIME OF DAY
1 -		59.137	2:37.278	49.89	11.323	09:37:25.938
2 -	1:27.193	1:01.601	2:28.794 (2)	52.74	2.839	09:39:54.732
3 -	1:26.968	58.987	2:25.955 (1)	53.77		09:42:20.687

P22 32 R		Lorraine ANSON		Yamaha - Wallis & Whalin Racing		
IDEAL LAP TIME : 2:22.696		BEST LAP TIME :		DIFFERENCE :		
LAP	SECTOR 1	SECTOR 2	LAP TIME	MPH	DIFF	TIME OF DAY
1 -		1:00.524	2:32.559	51.44		09:37:21.219

BMCRC - MRO Championships 2019 - Rnd 3 @ Cadwell Park

DFDS Yamaha Past Masters

RACE 16 - BEST SECTORS

SECTOR 1			SECTOR 2			IDEAL / BEST COMPARISON						
POS	NO	NAME	TIME	NO	NAME	TIME	POS	NO	NAME	IDEAL	BEST	DIFF
									PERFECT LAP	1:52.280		
1	11	BOWN	1:05.576	11	BOWN	46.704	1	11	BOWN	1:52.280	1:52.280	0.000
2	13	EDMONDSON	1:06.145	13	EDMONDSON	47.314	2	13	EDMONDSON	1:53.459	1:53.500	0.041
3	24	CARSON	1:07.010	24	CARSON	47.586	3	24	CARSON	1:54.596	1:54.596	0.000
4	7	MOORE	1:07.126	19	BRANTON	49.206	4	7	MOORE	1:56.570	1:56.570	0.000
5	19	BRANTON	1:07.863	57	MOOK	49.206	5	19	BRANTON	1:57.069	1:57.069	0.000
6	57	MOOK	1:08.911	7	MOORE	49.444	6	57	MOOK	1:58.117	1:58.117	0.000
7	89	TEMPEST	1:09.155	95	CLARK	50.078	7	95	CLARK	1:59.336	1:59.336	0.000
8	95	CLARK	1:09.258	101	DAVIES	50.104	8	89	TEMPEST	1:59.421	1:59.421	0.000
9	101	DAVIES	1:09.482	83	GODBOLD	50.142	9	101	DAVIES	1:59.586	1:59.586	0.000
10	61	WELCH	1:09.678	89	TEMPEST	50.266	10	83	GODBOLD	2:00.106	2:00.557	0.451
11	83	GODBOLD	1:09.964	61	WELCH	50.560	11	61	WELCH	2:00.238	2:00.493	0.255
12	72	THAY	1:10.288	72	THAY	50.651	12	72	THAY	2:00.939	2:01.292	0.353
13	27	HAYWARD	1:11.094	27	HAYWARD	50.777	13	27	HAYWARD	2:01.871	2:02.898	1.027
14	74	WHITBY	1:11.551	74	WHITBY	52.964	14	74	WHITBY	2:04.515	2:04.754	0.239
15	40	BEACOCK	1:13.432	60	GOUGH	53.113	15	60	GOUGH	2:06.859	2:06.859	0.000
16	60	GOUGH	1:13.746	121	HUNTER	53.500	16	40	BEACOCK	2:06.971	2:06.971	0.000
17	121	HUNTER	1:13.900	22	FARMER	53.525	17	121	HUNTER	2:07.400	2:07.400	0.000
18	22	FARMER	1:14.363	40	BEACOCK	53.539	18	22	FARMER	2:07.888	2:07.888	0.000
19	98	ENGLISH	1:21.111	100	FIRTH	56.115	19	100	FIRTH	2:17.721	2:17.722	0.001
20	100	FIRTH	1:21.606	98	ENGLISH	56.883	20	98	ENGLISH	2:17.994	2:17.994	0.000
21	32	ANSON	1:22.172	33	LEWIS	58.987	21	32	ANSON	2:22.696		
22	33	LEWIS	1:26.968	32	ANSON	1:00.524	22	33	LEWIS	2:25.955	2:25.955	0.000

Weather / Track : Showers / Wet

Results can be found at www.tsl-timing.com

Cadwell Park
 Circuit Length = 2.1800 miles
 Start: 09:34 Flag 09:40 End: 09:42

Printed - 09:46 Sunday, 28 April 2019

BMCRC - MRO Championships 2019 - Rnd 3 @ Cadwell Park
DFDS Yamaha Past Masters
RACE 8 - GRID (9 Laps)

ROW 11	31	77 Neil GRANT	32	80 David BALL	1			
ROW 10		28	14 John HARRISON	29	29 Ian LATHAM	30	59 Neil HESMAN	
ROW 9	25	46 Kevin MARSHALL	26	67 Mark BAILEY	27	55 Paul TOLAND		
ROW 8		22	32 Lorraine ANSON	23	125 Ben MILES	24	54 John HOLD	
ROW 7	19	100 Paul FIRTH	20	98 Sarah ENGLISH	21	33 Kieran LEWIS	2:25.955	
		2:17.722		2:17.994				
ROW 6		16	40 Douglas BEACOCK	17	121 Ben HUNTER	18	22 Rob FARMER	2:07.888
		2:06.971		2:07.400				
ROW 5	13	27 Richard HAYWARD	14	74 Paul WHITBY	15	60 Daniel GOUGH	2:06.859	
		2:02.898		2:04.754				
ROW 4		10	61 Paul WELCH	11	83 Paul GODBOLD	12	72 Chris THAY	2:01.292
		2:00.493		2:00.557				
ROW 3	7	95 Simon CLARK	8	89 Andrew TEMPEST	9	101 Andrew DAVIES	1:59.586	
		1:59.336		1:59.421				
ROW 2		4	7 Peter MOORE	5	19 Peter BRANTON	6	57 Geoff MOOK	1:58.117
		1:56.570		1:57.069				
ROW 1	1	11 Andrew BOWN	2	13 Doug EDMONDSON	3	24 Scott CARSON	1:54.596	
		1:52.280		1:53.500				
		Pole						

Cadwell Park
Circuit Length = 2.1800 miles

These results are provisional until the conclusion of any judicial and technical matters.

Clerk Of Course :		Timekeeper :
-------------------	--	--------------

Results can be found at www.tsl-timing.com

Printed - 09:49 Sunday, 28 April 2019



BMCRC - MRO Championships 2019 - Rnd 3 @ Cadwell Park

DFDS Yamaha Past Masters

RACE 8 - CLASSIFICATION

POS	NO	CL	PIC NAME	ENTRY	LAPS	TIME	GAP	DIFF	MPH	BEST	ON
1	13		1 Doug EDMONDSON	Yamaha - Martin Johnson Exhausts	9	15:49.397			74.39	1:44.149	2
2	125		2 Ben MILES	Yamaha - Allspeed	9	15:56.258	6.861	6.861	73.86	1:44.113	7
3	11		3 Andrew BOWN	Yamaha -	9	15:56.660	7.263	0.402	73.83	1:44.535	9
4	24		4 Scott CARSON	Yamaha - Brian Grays Powerbiking,J K Flooring Cor	9	16:02.984	13.587	6.324	73.34	1:44.947	8
5	7		5 Peter MOORE	Yamaha - Station Garage , Isle of Man	9	16:12.403	23.006	9.419	72.63	1:45.752	7
6	40	C	1 Douglas BEACOCK	Yamaha -	9	16:28.854	39.457	16.451	71.42	1:46.240	9
7	101		6 Andrew DAVIES	Yamaha - GIBSON EXHAUSTS	9	16:30.582	41.185	1.728	71.30	1:46.939	7
8	57	C	2 Geoff MOOK	Yamaha -	9	16:31.204	41.807	0.622	71.25	1:47.040	9
9	95	C	3 Simon CLARK	Yamaha - Towan Motors	9	16:31.956	42.559	0.752	71.20	1:47.804	7
10	83	C	4 Paul GODBOLD	Yamaha - Hill farm tree services	9	16:41.929	52.532	9.973	70.49	1:48.551	7
11	61		7 Paul WELCH	Yamaha -	9	16:48.502	59.105	6.573	70.03	1:50.379	3
12	55		8 Paul TOLAND	Yamaha -	9	16:57.345	1:07.948	8.843	69.42	1:48.682	7
13	72	C	5 Chris THAY	Yamaha -	9	17:08.232	1:18.835	10.887	68.69	1:51.610	9
14	74		9 Paul WHITBY	Yamaha - Greybridge Ltd	9	17:11.853	1:22.456	3.621	68.45	1:51.769	9
15	89	C	6 Andrew TEMPEST	Yamaha - TEMPEST REVIVALS/mar-ti titanium	9	17:14.358	1:24.961	2.505	68.28	1:51.971	7
16	121		10 Ben HUNTER	Yamaha -	9	17:21.345	1:31.948	6.987	67.82	1:53.561	7
17	27	R	1 Richard HAYWARD	Yamaha - Gforce Motorcycles	9	17:29.008	1:39.611	7.663	67.33	1:53.873	9
18	77	C	7 Neil GRANT	Yamaha - Merlin Pipes	9	17:41.228	1:51.831	12.220	66.55	1:53.537	9
19	60	C	8 Daniel GOUGH	Yamaha - G Force Motorcycles	9	17:42.322	1:52.925	1.094	66.48	1:56.185	9
20	100	C	9 Paul FIRTH	Yamaha - www.ypmrc.co.uk	8	16:34.640	1 Lap	1 Lap	63.12	1:59.665	7
21	14	R	2 John HARRISON	Yamaha -	8	17:06.367	1 Lap	31.727	61.17	2:05.048	6
22	29	R	3 Ian LATHAM	Yamaha -	8	17:39.731	1 Lap	33.364	59.24	2:08.543	7
23	98	C	10 Sarah ENGLISH	Yamaha - Tempest Revivals	7	16:13.352	2 Laps	1 Lap	56.44	2:13.274	6
24	32	R	4 Lorraine ANSON	Yamaha - Wallis & Whalin Racing	7	16:25.653	2 Laps	12.301	55.73	2:17.741	7
25	33	R	5 Kieran LEWIS	Yamaha - Controls For Doors Ltd	7	16:26.037	2 Laps	0.384	55.71	2:11.355	5

NOT CLASSIFIED

DNF	19		Peter BRANTON	Yamaha -	5	8:50.881	4 Laps	2 Laps	73.91	1:43.945	4
DNF	22	R	Rob FARMER	Yamaha - Tempest Revivals / Obsession Engineerir	3	6:17.663	6 Laps	2 Laps	62.34	1:55.555	3
DNF	67	C	Mark BAILEY	Yamaha - Gforce motorcycles	3	7:34.303	6 Laps	1:16.640	51.82	2:27.773	2

FASTEST LAP

19			Peter BRANTON	Yamaha -	4	1:43.945		75.50 mph	121.50 kph		
40	C		Douglas BEACOCK	Yamaha -	9	1:46.240		73.87 mph	118.88 kph		
27	R		Richard HAYWARD	Yamaha - Gforce Motorcycles	9	1:53.873		68.91 mph	110.91 kph		

Class - 92.5% of Race Speed = 68.81 mph
 Class C - 92.5% of Race Speed = 66.06 mph
 Class R - 92.5% of Race Speed = 62.28 mph

Cadwell Park
 Circuit Length = 2.1800 miles
 Start: 13:35 Flag 13:51 End: 13:53

Weather / Track : Cloudy / Damp

These results are provisional until the conclusion of any judicial and technical matters.

Clerk Of Course :	Timekeeper :
-------------------	--------------

Results can be found at www.tsl-timing.com

Printed - 13:54 Sunday, 28 April 2019



BMCRC - MRO Championships 2019 - Rnd 3 @ Cadwell Park

DFDS Yamaha Past Masters

RACE 8 - LAP CHART

LAP 1 @ 13:37:13.899		
NO	BEHIND	LAP TIME

13		1:50.349
19	1.862	1:52.211
24	1.929	1:52.278
7	3.966	1:54.315
11	4.047	1:54.396
57	5.089	1:55.438
125	5.339	1:55.688
101	6.890	1:57.239
61	7.358	1:57.707
95	7.572	1:57.921
40	8.165	1:58.514
83	9.018	1:59.367
121	11.993	2:02.342
74	12.360	2:02.709
55	12.616	2:02.965
89	13.371	2:03.720
72	13.901	2:04.250
60	15.875	2:06.224
27	16.121	2:06.470
22	16.690	2:07.039
77	19.145	2:09.494
100	25.863	2:16.212
14	27.435	2:17.784
29	34.128	2:24.477
32	34.817	2:25.166
98	41.554	2:31.903
67	46.444	2:36.793
33	1:18.733	3:09.082

LAP 2 @ 13:38:58.048		
NO	BEHIND	LAP TIME

13		1:44.149
19	2.796	1:45.083
24	3.828	1:46.048
11	5.330	1:45.432
7	6.357	1:46.540
125	7.177	1:45.987
57	11.275	1:50.335
61	14.010	1:50.801
95	14.318	1:50.895
101	14.408	1:51.667
40	14.471	1:50.455
83	15.717	1:50.848
55	19.124	1:50.657
121	22.147	1:54.303
74	22.426	1:54.215
72	23.141	1:53.389
89	23.788	1:54.566
60	29.256	1:57.530
27	29.368	1:57.396
77	34.643	1:59.647
100	47.472	2:05.758
22	47.610	2:15.069
14	51.077	2:07.791
29	1:01.955	2:11.976
32	1:12.006	2:21.338
98	1:16.815	2:19.410
67	1:30.068	2:27.773

LAP 3 @ 13:40:43.084		
NO	BEHIND	LAP TIME

13		1:45.036
19	2.215	1:44.455
33	1 Lap	2:14.677
24	4.374	1:45.582
11	4.944	1:44.650
125	6.846	1:44.705
7	8.479	1:47.158
57	16.118	1:49.879
40	17.652	1:48.217
95	18.718	1:49.436
61	19.353	1:50.379
101	19.484	1:50.112
83	20.703	1:50.022
55	23.391	1:49.303
72	31.550	1:53.445
121	31.764	1:54.653
74	32.523	1:55.133
89	32.704	1:53.952
27	38.304	1:53.972
60	40.721	1:56.501
77	47.074	1:57.467
22	58.129	1:55.555
100	1:06.805	2:04.369
14	1:12.615	2:06.574
29	1:27.859	2:10.940

LAP 4 @ 13:42:28.387		
NO	BEHIND	LAP TIME

13		1:45.303
19	0.857	1:43.945
32	1 Lap	2:20.386
98	1 Lap	2:17.261
11	4.618	1:44.977
24	5.275	1:46.204
125	6.537	1:44.994
7	10.447	1:47.271
57	21.883	1:51.068
40	22.067	1:49.718
95	22.936	1:49.521
101	23.303	1:49.122
61	24.542	1:50.492
83	25.990	1:50.590
67	1 Lap	2:29.737
55	29.620	1:51.532
33	1 Lap	2:12.804
121	41.811	1:55.350
72	41.845	1:55.598
74	42.525	1:55.305
89	42.683	1:55.282
27	47.313	1:54.312
60	52.211	1:56.793
77	58.485	1:56.714
100	1:25.454	2:03.952
14	1:37.706	2:10.394

LAP 5 @ 13:44:14.355		
NO	BEHIND	LAP TIME

13		1:45.968
19	0.076	1:45.187
11	4.390	1:45.740
24	6.283	1:46.976

125	6.621	1:46.052
29	1 Lap	2:10.417
7	10.785	1:46.306
40	25.722	1:49.623
57	26.602	1:50.687
95	27.139	1:50.171
101	27.341	1:50.006
61	30.140	1:51.566
83	30.320	1:50.298
55	35.479	1:51.827
32	1 Lap	2:21.094
98	1 Lap	2:19.870
72	48.186	1:52.309
121	51.080	1:55.237
74	51.363	1:54.806
89	52.034	1:55.319
27	56.667	1:55.322
33	1 Lap	2:14.203
60	1:03.006	1:56.763
77	1:08.913	1:56.396
100	1:41.493	2:02.007

LAP 6 @ 13:45:59.613		
NO	BEHIND	LAP TIME

13		1:45.258
11	5.252	1:46.120
125	7.170	1:45.807
24	8.279	1:47.254
7	13.743	1:48.216
14	1 Lap	2:07.610
57	30.980	1:49.636
40	31.129	1:50.665
95	31.980	1:50.099
101	32.049	1:49.966
29	1 Lap	2:13.396
83	35.867	1:50.805
61	36.527	1:51.645
55	40.133	1:49.912
72	56.379	1:53.451
74	1:00.407	1:54.302
89	1:01.240	1:54.464
121	1:02.233	1:56.411
27	1:10.533	1:59.124
98	1 Lap	2:18.356
32	1 Lap	2:21.781
60	1:14.939	1:57.191
77	1:20.266	1:56.611
33	1 Lap	2:11.355

LAP 7 @ 13:47:43.934		
NO	BEHIND	LAP TIME

13		1:44.321
11	6.187	1:45.256
125	6.962	1:44.113
24	10.906	1:46.948
100	1 Lap	2:00.984
7	15.174	1:45.752
101	34.667	1:46.939
14	1 Lap	2:05.048
40	34.829	1:48.021
57	35.089	1:48.430
95	35.463	1:47.804
83	40.097	1:48.551
61	44.034	1:51.828

55	44.494	1:48.682
29	1 Lap	2:11.224
72	1:04.219	1:52.161
74	1:07.888	1:51.802
89	1:08.890	1:51.971
121	1:11.473	1:53.561
27	1:20.224	1:54.012
60	1:28.335	1:57.717
77	1:32.709	1:56.764
98	1 Lap	2:13.274

LAP 8 @ 13:49:28.177		
NO	BEHIND	LAP TIME

13		1:44.243
32	2 Laps	2:18.147
125	7.053	1:44.334
11	7.498	1:45.554
33	2 Laps	2:12.481
24	11.610	1:44.947
7	17.348	1:46.417
100	1 Lap	1:59.665
40	37.987	1:47.401
101	38.976	1:48.552
95	39.488	1:48.268
57	39.537	1:48.691
83	45.976	1:50.122
61	51.505	1:51.714
14	1 Lap	2:05.515
55	1:01.269	2:01.018
72	1:11.995	1:52.019
74	1:15.457	1:51.812
89	1:17.213	1:52.566
121	1:22.016	1:54.786
29	1 Lap	2:08.543
27	1:30.508	1:54.527
60	1:41.510	1:57.418
77	1:43.064	1:54.598

LAP 9 @ 13:51:12.947		
NO	BEHIND	LAP TIME

13		1:44.770
125	6.861	1:44.578
11	7.263	1:44.535
24	13.587	1:46.747
7	23.006	1:50.428
98	2 Laps	2:13.278
32	2 Laps	2:17.741
33	2 Laps	2:11.435
40	39.457	1:46.240
101	41.185	1:46.979
57	41.807	1:47.040
95	42.559	1:47.841
100	1 Lap	2:01.693
83	52.532	1:51.326
61	59.105	1:52.370
55	1:07.948	1:51.449
14	1 Lap	2:05.651
72	1:18.835	1:51.610
74	1:22.456	1:51.769
89	1:24.961	1:52.518
121	1:31.948	1:54.702
27	1:39.611	1:53.873
29	1 Lap	2:08.758
77	1:51.831	1:53.537

60 1:52.925 1:56.185

Cadwell Park

Circuit Length = 2.1800 miles

Start: 13:35 Flag 13:51 End: 13:53

Weather / Track : Cloudy / Damp

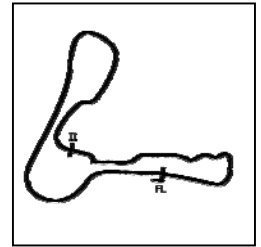
Results can be found at www.tsl-timing.com

Printed - 13:55 Sunday, 28 April 2019

BMCRC - MRO Championships 2019 - Rnd 3 @ Cadwell Park

DFDS Yamaha Past Masters

RACE 8 - SECTOR ANALYSIS



SECTOR 1 = FL to I1, SECTOR 2 = I1 to FL, DIFF = Difference To Personal Best Lap, P = Crossed Finish Line in Pit Lane, D = Time Disallowed

P1 13		Doug EDMONDSON		Yamaha - Martin Johnson Exhausts		
IDEAL LAP TIME : 1:43.972		BEST LAP TIME : 1:44.149		DIFFERENCE : 0.177		
LAP	SECTOR 1	SECTOR 2	LAP TIME	MPH	DIFF	TIME OF DAY
1 -		43.634	1:50.349	71.11	6.200	13:37:13.899
2 -	1:00.654	43.495	1:44.149 (1)	75.35		13:38:58.048
3 -	1:00.877	44.159	1:45.036	74.71	0.887	13:40:43.084
4 -	1:00.641	44.662	1:45.303	74.52	1.154	13:42:28.387
5 -	1:01.608	44.360	1:45.968	74.06	1.819	13:44:14.355
6 -	1:01.886	43.372	1:45.258	74.56	1.109	13:45:59.613
7 -	1:00.661	43.660	1:44.321 (3)	75.22	0.172	13:47:43.934
8 -	1:00.600	43.643	1:44.243 (2)	75.28	0.094	13:49:28.177
9 -	1:00.726	44.044	1:44.770	74.90	0.621	13:51:12.947

P2 125		Ben MILES		Yamaha - Allspeed		
IDEAL LAP TIME : 1:43.409		BEST LAP TIME : 1:44.113		DIFFERENCE : 0.704		
LAP	SECTOR 1	SECTOR 2	LAP TIME	MPH	DIFF	TIME OF DAY
1 -		44.306	1:55.688	67.83	11.575	13:37:19.238
2 -	1:01.867	44.120	1:45.987	74.04	1.874	13:39:05.225
3 -	1:00.736	43.969	1:44.705	74.95	0.592	13:40:49.930
4 -	1:01.223	43.771	1:44.994	74.74	0.881	13:42:34.924
5 -	1:02.242	43.810	1:46.052	74.00	1.939	13:44:20.976
6 -	1:01.045	44.762	1:45.807	74.17	1.694	13:46:06.783
7 -	1:00.603	43.510	1:44.113 (1)	75.38		13:47:50.896
8 -	59.899	44.435	1:44.334 (2)	75.22	0.221	13:49:35.230
9 -	1:00.777	43.801	1:44.578 (3)	75.04	0.465	13:51:19.808

P3 11		Andrew BOWN		Yamaha -		
IDEAL LAP TIME : 1:44.200		BEST LAP TIME : 1:44.535		DIFFERENCE : 0.335		
LAP	SECTOR 1	SECTOR 2	LAP TIME	MPH	DIFF	TIME OF DAY
1 -		45.232	1:54.396	68.60	9.861	13:37:17.946
2 -	1:01.229	44.203	1:45.432	74.43	0.897	13:39:03.378
3 -	1:00.967	43.683	1:44.650 (2)	74.99	0.115	13:40:48.028
4 -	1:01.339	43.638	1:44.977 (3)	74.75	0.442	13:42:33.005
5 -	1:01.836	43.904	1:45.740	74.22	1.205	13:44:18.745
6 -	1:01.712	44.408	1:46.120	73.95	1.585	13:46:04.865
7 -	1:01.483	43.773	1:45.256	74.56	0.721	13:47:50.121
8 -	1:00.988	44.566	1:45.554	74.35	1.019	13:49:35.675
9 -	1:01.302	43.233	1:44.535 (1)	75.07		13:51:20.210

P4 24		Scott CARSON		Yamaha - Brian Grays Powerbiking, J K Flooring Contractors		
IDEAL LAP TIME : 1:44.947		BEST LAP TIME : 1:44.947		DIFFERENCE : 0.000		
LAP	SECTOR 1	SECTOR 2	LAP TIME	MPH	DIFF	TIME OF DAY
1 -		44.220	1:52.278	69.89	7.331	13:37:15.828
2 -	1:02.164	43.884	1:46.048 (3)	74.00	1.101	13:39:01.876
3 -	1:01.553	44.029	1:45.582 (2)	74.33	0.635	13:40:47.458
4 -	1:02.352	43.852	1:46.204	73.89	1.257	13:42:33.662
5 -	1:02.229	44.747	1:46.976	73.36	2.029	13:44:20.638
6 -	1:01.699	45.555	1:47.254	73.17	2.307	13:46:07.892
7 -	1:01.335	45.613	1:46.948	73.38	2.001	13:47:54.840
8 -	1:01.303	43.644	1:44.947 (1)	74.78		13:49:39.787
9 -	1:02.444	44.303	1:46.747	73.52	1.800	13:51:26.534

P5 7		Peter MOORE		Yamaha - Station Garage , Isle of Man		
IDEAL LAP TIME : 1:45.404		BEST LAP TIME : 1:45.752		DIFFERENCE : 0.348		
LAP	SECTOR 1	SECTOR 2	LAP TIME	MPH	DIFF	TIME OF DAY
1 -		45.344	1:54.315	68.65	8.563	13:37:17.865
2 -	1:01.088	45.452	1:46.540	73.66	0.788	13:39:04.405
3 -	1:02.186	44.972	1:47.158	73.23	1.406	13:40:51.563
4 -	1:02.835	44.436	1:47.271	73.16	1.519	13:42:38.834

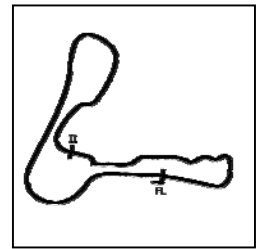
Weather / Track : Cloudy / Damp

Cadwell Park
Circuit Length = 2.1800 miles
Start: 13:35 Flag 13:51 End: 13:53

BMCRC - MRO Championships 2019 - Rnd 3 @ Cadwell Park

DFDS Yamaha Past Masters

RACE 8 - SECTOR ANALYSIS



SECTOR 1 = FL to I1, SECTOR 2 = I1 to FL, DIFF = Difference To Personal Best Lap, P = Crossed Finish Line in Pit Lane, D = Time Disallowed

5 -	1:01.990	44.316	1:46.306 (2)	73.82	0.554	13:44:25.140
6 -	1:01.945	46.271	1:48.216	72.52	2.464	13:46:13.356
7 -	1:01.255	44.497	1:45.752 (1)	74.21		13:47:59.108
8 -	1:01.769	44.648	1:46.417 (3)	73.74	0.665	13:49:45.525
9 -	1:03.381	47.047	1:50.428	71.06	4.676	13:51:35.953

P6	40 C	Douglas BEACOCK	Yamaha -			
IDEAL LAP TIME : 1:46.240		BEST LAP TIME : 1:46.240	DIFFERENCE : 0.000			
LAP	SECTOR 1	SECTOR 2	LAP TIME	MPH	DIFF	TIME OF DAY

1 -		46.224	1:58.514	66.22	12.274	13:37:22.064
2 -	1:03.858	46.597	1:50.455	71.05	4.215	13:39:12.519
3 -	1:02.552	45.665	1:48.217	72.52	1.977	13:41:00.736
4 -	1:03.934	45.784	1:49.718	71.52	3.478	13:42:50.454
5 -	1:02.805	46.818	1:49.623	71.59	3.383	13:44:40.077
6 -	1:02.871	47.794	1:50.665	70.91	4.425	13:46:30.742
7 -	1:02.139	45.882	1:48.021 (3)	72.65	1.781	13:48:18.763
8 -	1:02.345	45.056	1:47.401 (2)	73.07	1.161	13:50:06.164
9 -	1:01.336	44.904	1:46.240 (1)	73.87		13:51:52.404

P7	101	Andrew DAVIES	Yamaha - GIBSON EXHAUSTS			
IDEAL LAP TIME : 1:46.373		BEST LAP TIME : 1:46.939	DIFFERENCE : 0.566			
LAP	SECTOR 1	SECTOR 2	LAP TIME	MPH	DIFF	TIME OF DAY

1 -		46.144	1:57.239	66.94	10.300	13:37:20.789
2 -	1:04.797	46.870	1:51.667	70.28	4.728	13:39:12.456
3 -	1:04.091	46.021	1:50.112	71.27	3.173	13:41:02.568
4 -	1:03.244	45.878	1:49.122	71.92	2.183	13:42:51.690
5 -	1:02.682	47.324	1:50.006	71.34	3.067	13:44:41.696
6 -	1:02.852	47.114	1:49.966	71.36	3.027	13:46:31.662
7 -	1:01.699	45.240	1:46.939 (1)	73.38		13:48:18.601
8 -	1:02.932	45.620	1:48.552 (3)	72.29	1.613	13:50:07.153
9 -	1:02.305	44.674	1:46.979 (2)	73.36	0.040	13:51:54.132

P8	57 C	Geoff MOOK	Yamaha -			
IDEAL LAP TIME : 1:47.040		BEST LAP TIME : 1:47.040	DIFFERENCE : 0.000			
LAP	SECTOR 1	SECTOR 2	LAP TIME	MPH	DIFF	TIME OF DAY

1 -		45.611	1:55.438	67.98	8.398	13:37:18.988
2 -	1:04.716	45.619	1:50.335	71.12	3.295	13:39:09.323
3 -	1:03.735	46.144	1:49.879	71.42	2.839	13:40:59.202
4 -	1:04.865	46.203	1:51.068	70.66	4.028	13:42:50.270
5 -	1:03.618	47.069	1:50.687	70.90	3.647	13:44:40.957
6 -	1:03.247	46.389	1:49.636	71.58	2.596	13:46:30.593
7 -	1:03.167	45.263	1:48.430 (2)	72.37	1.390	13:48:19.023
8 -	1:02.812	45.879	1:48.691 (3)	72.20	1.651	13:50:07.714
9 -	1:02.330	44.710	1:47.040 (1)	73.31		13:51:54.754

P9	95 C	Simon CLARK	Yamaha - Towan Motors			
IDEAL LAP TIME : 1:47.551		BEST LAP TIME : 1:47.804	DIFFERENCE : 0.253			
LAP	SECTOR 1	SECTOR 2	LAP TIME	MPH	DIFF	TIME OF DAY

1 -		45.905	1:57.921	66.55	10.117	13:37:21.471
2 -	1:04.098	46.797	1:50.895	70.77	3.091	13:39:12.366
3 -	1:03.540	45.896	1:49.436	71.71	1.632	13:41:01.802
4 -	1:03.680	45.841	1:49.521	71.65	1.717	13:42:51.323
5 -	1:02.894	47.277	1:50.171	71.23	2.367	13:44:41.494
6 -	1:02.724	47.375	1:50.099	71.28	2.295	13:46:31.593
7 -	1:02.673	45.131	1:47.804 (1)	72.79		13:48:19.397
8 -	1:03.091	45.177	1:48.268 (3)	72.48	0.464	13:50:07.665
9 -	1:02.420	45.421	1:47.841 (2)	72.77	0.037	13:51:55.506

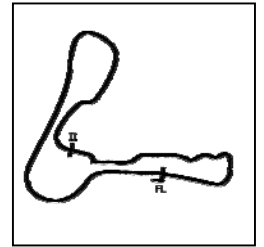
Weather / Track : Cloudy / Damp

Cadwell Park
Circuit Length = 2.1800 miles
Start: 13:35 Flag 13:51 End: 13:53

BMCRC - MRO Championships 2019 - Rnd 3 @ Cadwell Park

DFDS Yamaha Past Masters

RACE 8 - SECTOR ANALYSIS



SECTOR 1 = FL to I1, SECTOR 2 = I1 to FL, DIFF = Difference To Personal Best Lap, P = Crossed Finish Line in Pit Lane, D = Time Disallowed

P10 83 C		Paul GODBOLD		Yamaha - Hill farm tree services		
IDEAL LAP TIME : 1:48.551		BEST LAP TIME : 1:48.551		DIFFERENCE : 0.000		
LAP	SECTOR 1	SECTOR 2	LAP TIME	MPH	DIFF	TIME OF DAY
1 -		46.351	1:59.367	65.74	10.816	13:37:22.917
2 -	1:04.630	46.218	1:50.848	70.80	2.297	13:39:13.765
3 -	1:03.943	46.079	1:50.022 (2)	71.33	1.471	13:41:03.787
4 -	1:03.907	46.683	1:50.590	70.96	2.039	13:42:54.377
5 -	1:03.702	46.596	1:50.298	71.15	1.747	13:44:44.675
6 -	1:04.621	46.184	1:50.805	70.82	2.254	13:46:35.480
7 -	1:03.548	45.003	1:48.551 (1)	72.29		13:48:24.031
8 -	1:04.312	45.810	1:50.122 (3)	71.26	1.571	13:50:14.153
9 -	1:04.426	46.900	1:51.326	70.49	2.775	13:52:05.479

P11 61		Paul WELCH		Yamaha -		
IDEAL LAP TIME : 1:49.845		BEST LAP TIME : 1:50.379		DIFFERENCE : 0.534		
LAP	SECTOR 1	SECTOR 2	LAP TIME	MPH	DIFF	TIME OF DAY
1 -		46.480	1:57.707	66.67	7.328	13:37:21.257
2 -	1:04.168	46.633	1:50.801 (3)	70.83	0.422	13:39:12.058
3 -	1:04.212	46.167	1:50.379 (1)	71.10		13:41:02.437
4 -	1:03.678	46.814	1:50.492 (2)	71.02	0.113	13:42:52.929
5 -	1:04.096	47.470	1:51.566	70.34	1.187	13:44:44.495
6 -	1:04.532	47.113	1:51.645	70.29	1.266	13:46:36.140
7 -	1:04.686	47.142	1:51.828	70.17	1.449	13:48:27.968
8 -	1:04.650	47.064	1:51.714	70.25	1.335	13:50:19.682
9 -	1:05.061	47.309	1:52.370	69.84	1.991	13:52:12.052

P12 55		Paul TOLAND		Yamaha -		
IDEAL LAP TIME : 1:48.626		BEST LAP TIME : 1:48.682		DIFFERENCE : 0.056		
LAP	SECTOR 1	SECTOR 2	LAP TIME	MPH	DIFF	TIME OF DAY
1 -		47.992	2:02.965	63.82	14.283	13:37:26.515
2 -	1:04.897	45.760	1:50.657	70.92	1.975	13:39:17.172
3 -	1:03.784	45.519	1:49.303 (2)	71.80	0.621	13:41:06.475
4 -	1:03.855	47.677	1:51.532	70.36	2.850	13:42:58.007
5 -	1:03.579	48.248	1:51.827	70.18	3.145	13:44:49.834
6 -	1:03.788	46.124	1:49.912 (3)	71.40	1.230	13:46:39.746
7 -	1:03.635	45.047	1:48.682 (1)	72.21		13:48:28.428
8 -	1:15.241	45.777	2:01.018	64.85	12.336	13:50:29.446
9 -	1:05.256	46.193	1:51.449	70.41	2.767	13:52:20.895

P13 72 C		Chris THAY		Yamaha -		
IDEAL LAP TIME : 1:51.172		BEST LAP TIME : 1:51.610		DIFFERENCE : 0.438		
LAP	SECTOR 1	SECTOR 2	LAP TIME	MPH	DIFF	TIME OF DAY
1 -		48.738	2:04.250	63.16	12.640	13:37:27.800
2 -	1:04.590	48.799	1:53.389	69.21	1.779	13:39:21.189
3 -	1:05.585	47.860	1:53.445	69.17	1.835	13:41:14.634
4 -	1:06.221	49.377	1:55.598	67.89	3.988	13:43:10.232
5 -	1:05.727	46.582	1:52.309	69.87	0.699	13:45:02.541
6 -	1:05.299	48.152	1:53.451	69.17	1.841	13:46:55.992
7 -	1:05.456	46.705	1:52.161 (3)	69.97	0.551	13:48:48.153
8 -	1:05.122	46.897	1:52.019 (2)	70.06	0.409	13:50:40.172
9 -	1:04.979	46.631	1:51.610 (1)	70.31		13:52:31.782

P14 74		Paul WHITBY		Yamaha - Greybridge Ltd		
IDEAL LAP TIME : 1:51.412		BEST LAP TIME : 1:51.769		DIFFERENCE : 0.357		
LAP	SECTOR 1	SECTOR 2	LAP TIME	MPH	DIFF	TIME OF DAY
1 -		47.865	2:02.709	63.95	10.940	13:37:26.259
2 -	1:05.967	48.248	1:54.215	68.71	2.446	13:39:20.474
3 -	1:06.232	48.901	1:55.133	68.16	3.364	13:41:15.607
4 -	1:05.638	49.667	1:55.305	68.06	3.536	13:43:10.912

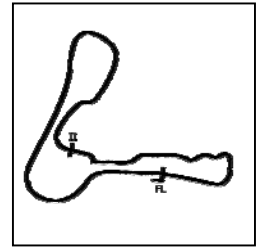
Weather / Track : Cloudy / Damp

Cadwell Park
Circuit Length = 2.1800 miles
Start: 13:35 Flag 13:51 End: 13:53

BMCRC - MRO Championships 2019 - Rnd 3 @ Cadwell Park

DFDS Yamaha Past Masters

RACE 8 - SECTOR ANALYSIS



SECTOR 1 = FL to I1, SECTOR 2 = I1 to FL, DIFF = Difference To Personal Best Lap, P = Crossed Finish Line in Pit Lane, D = Time Disallowed

5 -	1:06.549	48.257	1:54.806	68.35	3.037	13:45:05.718
6 -	1:06.777	47.525	1:54.302	68.66	2.533	13:47:00.020
7 -	1:04.356	47.446	1:51.802 (2)	70.19	0.033	13:48:51.822
8 -	1:04.489	47.323	1:51.812 (3)	70.18	0.043	13:50:43.634
9 -	1:04.089	47.680	1:51.769 (1)	70.21		13:52:35.403

P15 89 C	Andrew TEMPEST	Yamaha - TEMPEST REVIVALS/mar-ti titanium				
IDEAL LAP TIME : 1:51.565	BEST LAP TIME : 1:51.971	DIFFERENCE : 0.406				
LAP	SECTOR 1	SECTOR 2	LAP TIME	MPH	DIFF	TIME OF DAY

1 -		48.543	2:03.720	63.43	11.749	13:37:27.270
2 -	1:05.463	49.103	1:54.566	68.50	2.595	13:39:21.836
3 -	1:05.222	48.730	1:53.952	68.87	1.981	13:41:15.788
4 -	1:05.535	49.747	1:55.282	68.07	3.311	13:43:11.070
5 -	1:06.522	48.797	1:55.319	68.05	3.348	13:45:06.389
6 -	1:06.423	48.041	1:54.464	68.56	2.493	13:47:00.853
7 -	1:04.460	47.511	1:51.971 (1)	70.09		13:48:52.824
8 -	1:05.461	47.105	1:52.566 (3)	69.71	0.595	13:50:45.390
9 -	1:04.554	47.964	1:52.518 (2)	69.74	0.547	13:52:37.908

P16 121	Ben HUNTER	Yamaha -				
IDEAL LAP TIME : 1:53.172	BEST LAP TIME : 1:53.561	DIFFERENCE : 0.389				
LAP	SECTOR 1	SECTOR 2	LAP TIME	MPH	DIFF	TIME OF DAY

1 -		47.819	2:02.342	64.14	8.781	13:37:25.892
2 -	1:06.086	48.217	1:54.303 (2)	68.66	0.742	13:39:20.195
3 -	1:06.172	48.481	1:54.653 (3)	68.45	1.092	13:41:14.848
4 -	1:05.960	49.390	1:55.350	68.03	1.789	13:43:10.198
5 -	1:06.990	48.247	1:55.237	68.10	1.676	13:45:05.435
6 -	1:07.172	49.239	1:56.411	67.41	2.850	13:47:01.846
7 -	1:05.353	48.208	1:53.561 (1)	69.10		13:48:55.407
8 -	1:06.182	48.604	1:54.786	68.37	1.225	13:50:50.193
9 -	1:06.111	48.591	1:54.702	68.42	1.141	13:52:44.895

P17 27 R	Richard HAYWARD	Yamaha - Gforce Motorcycles				
IDEAL LAP TIME : 1:53.681	BEST LAP TIME : 1:53.873	DIFFERENCE : 0.192				
LAP	SECTOR 1	SECTOR 2	LAP TIME	MPH	DIFF	TIME OF DAY

1 -		49.401	2:06.470	62.05	12.597	13:37:30.020
2 -	1:08.484	48.912	1:57.396	66.85	3.523	13:39:27.416
3 -	1:06.462	47.510	1:53.972 (2)	68.85	0.099	13:41:21.388
4 -	1:06.865	47.447	1:54.312	68.65	0.439	13:43:15.700
5 -	1:07.821	47.501	1:55.322	68.05	1.449	13:45:11.022
6 -	1:06.944	52.180	1:59.124	65.88	5.251	13:47:10.146
7 -	1:06.318	47.694	1:54.012 (3)	68.83	0.139	13:49:04.158
8 -	1:06.781	47.746	1:54.527	68.52	0.654	13:50:58.685
9 -	1:06.234	47.639	1:53.873 (1)	68.91		13:52:52.558

P18 77 C	Neil GRANT	Yamaha - Merlin Pipes				
IDEAL LAP TIME : 1:53.537	BEST LAP TIME : 1:53.537	DIFFERENCE : 0.000				
LAP	SECTOR 1	SECTOR 2	LAP TIME	MPH	DIFF	TIME OF DAY

1 -		50.345	2:09.494	60.60	15.957	13:37:33.044
2 -	1:10.116	49.531	1:59.647	65.59	6.110	13:39:32.691
3 -	1:07.907	49.560	1:57.467	66.81	3.930	13:41:30.158
4 -	1:08.466	48.248	1:56.714	67.24	3.177	13:43:26.872
5 -	1:07.909	48.487	1:56.396 (3)	67.42	2.859	13:45:23.268
6 -	1:08.274	48.337	1:56.611	67.30	3.074	13:47:19.879
7 -	1:08.645	48.119	1:56.764	67.21	3.227	13:49:16.643
8 -	1:06.925	47.673	1:54.598 (2)	68.48	1.061	13:51:11.241
9 -	1:06.254	47.283	1:53.537 (1)	69.12		13:53:04.778

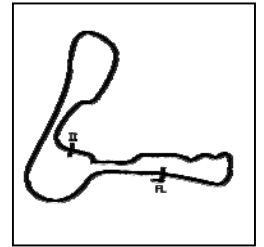
Weather / Track : Cloudy / Damp

Cadwell Park
Circuit Length = 2.1800 miles
Start: 13:35 Flag 13:51 End: 13:53

BMCRC - MRO Championships 2019 - Rnd 3 @ Cadwell Park

DFDS Yamaha Past Masters

RACE 8 - SECTOR ANALYSIS



SECTOR 1 = FL to I1, SECTOR 2 = I1 to FL, DIFF = Difference To Personal Best Lap, P = Crossed Finish Line in Pit Lane, D = Time Disallowed

P19 60 C		Daniel GOUGH		Yamaha - G Force Motorcycles			
IDEAL LAP TIME : 1:56.125		BEST LAP TIME : 1:56.185		DIFFERENCE : 0.060			
LAP	SECTOR 1	SECTOR 2	LAP TIME	MPH	DIFF	TIME OF DAY	
1 -		49.325	2:06.224	62.17	10.039	13:37:29.774	
2 -	1:08.614	48.916	1:57.530	66.77	1.345	13:39:27.304	
3 -	1:07.455	49.046	1:56.501 (2)	67.36	0.316	13:41:23.805	
4 -	1:07.965	48.828	1:56.793	67.19	0.608	13:43:20.598	
5 -	1:07.836	48.927	1:56.763 (3)	67.21	0.578	13:45:17.361	
6 -	1:07.795	49.396	1:57.191	66.96	1.006	13:47:14.552	
7 -	1:09.046	48.671	1:57.717	66.66	1.532	13:49:12.269	
8 -	1:07.725	49.693	1:57.418	66.83	1.233	13:51:09.687	
9 -	1:07.515	48.670	1:56.185 (1)	67.54		13:53:05.872	

P20 100 C		Paul FIRTH		Yamaha - www.ypmrc.co.uk			
IDEAL LAP TIME : 1:59.665		BEST LAP TIME : 1:59.665		DIFFERENCE : 0.000			
LAP	SECTOR 1	SECTOR 2	LAP TIME	MPH	DIFF	TIME OF DAY	
1 -		52.835	2:16.212	57.61	16.547	13:37:39.762	
2 -	1:13.261	52.497	2:05.758	62.40	6.093	13:39:45.520	
3 -	1:12.691	51.678	2:04.369	63.10	4.704	13:41:49.889	
4 -	1:12.979	50.973	2:03.952	63.31	4.287	13:43:53.841	
5 -	1:11.241	50.766	2:02.007	64.32	2.342	13:45:55.848	
6 -	1:10.453	50.531	2:00.984 (2)	64.86	1.319	13:47:56.832	
7 -	1:09.315	50.350	1:59.665 (1)	65.58		13:49:56.497	
8 -	1:10.390	51.303	2:01.693 (3)	64.49	2.028	13:51:58.190	

P21 14 R		John HARRISON		Yamaha -			
IDEAL LAP TIME : 2:05.048		BEST LAP TIME : 2:05.048		DIFFERENCE : 0.000			
LAP	SECTOR 1	SECTOR 2	LAP TIME	MPH	DIFF	TIME OF DAY	
1 -		53.198	2:17.784	56.95	12.736	13:37:41.334	
2 -	1:14.531	53.260	2:07.791	61.41	2.743	13:39:49.125	
3 -	1:13.981	52.593	2:06.574	62.00	1.526	13:41:55.699	
4 -	1:17.328	53.066	2:10.394	60.18	5.346	13:44:06.093	
5 -	1:14.822	52.788	2:07.610	61.50	2.562	13:46:13.703	
6 -	1:12.788	52.260	2:05.048 (1)	62.76		13:48:18.751	
7 -	1:12.864	52.651	2:05.515 (2)	62.52	0.467	13:50:24.266	
8 -	1:13.343	52.308	2:05.651 (3)	62.45	0.603	13:52:29.917	

P22 29 R		Ian LATHAM		Yamaha -			
IDEAL LAP TIME : 2:08.429		BEST LAP TIME : 2:08.543		DIFFERENCE : 0.114			
LAP	SECTOR 1	SECTOR 2	LAP TIME	MPH	DIFF	TIME OF DAY	
1 -		56.066	2:24.477	54.32	15.934	13:37:48.027	
2 -	1:16.471	55.505	2:11.976	59.46	3.433	13:40:00.003	
3 -	1:16.698	54.242	2:10.940	59.93	2.397	13:42:10.943	
4 -	1:15.951	54.466	2:10.417 (3)	60.17	1.874	13:44:21.360	
5 -	1:17.196	56.200	2:13.396	58.83	4.853	13:46:34.756	
6 -	1:16.064	55.160	2:11.224	59.80	2.681	13:48:45.980	
7 -	1:15.202	53.341	2:08.543 (1)	61.05		13:50:54.523	
8 -	1:15.088	53.670	2:08.758 (2)	60.95	0.215	13:53:03.281	

P23 98 C		Sarah ENGLISH		Yamaha - Tempest Revivals			
IDEAL LAP TIME : 2:12.768		BEST LAP TIME : 2:13.274		DIFFERENCE : 0.506			
LAP	SECTOR 1	SECTOR 2	LAP TIME	MPH	DIFF	TIME OF DAY	
1 -		59.287	2:31.903	51.66	18.629	13:37:55.453	
2 -	1:22.066	57.344	2:19.410	56.29	6.136	13:40:14.863	
3 -	1:19.535	57.726	2:17.261 (3)	57.17	3.987	13:42:32.124	
4 -	1:20.735	59.135	2:19.870	56.10	6.596	13:44:51.994	
5 -	1:21.307	57.049	2:18.356	56.72	5.082	13:47:10.350	
6 -	1:17.895	55.379	2:13.274 (1)	58.88		13:49:23.624	
7 -	1:17.389	55.889	2:13.278 (2)	58.88	0.004	13:51:36.902	

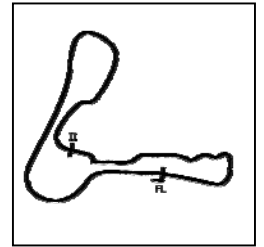
Weather / Track : Cloudy / Damp

Cadwell Park
Circuit Length = 2.1800 miles
Start: 13:35 Flag 13:51 End: 13:53

BMCRC - MRO Championships 2019 - Rnd 3 @ Cadwell Park

DFDS Yamaha Past Masters

RACE 8 - SECTOR ANALYSIS



SECTOR 1 = FL to I1, SECTOR 2 = I1 to FL, DIFF = Difference To Personal Best Lap, P = Crossed Finish Line in Pit Lane, D = Time Disallowed

P24	32 R	Lorraine ANSON	Yamaha - Wallis & Whalin Racing			
IDEAL LAP TIME : 2:17.741		BEST LAP TIME : 2:17.741	DIFFERENCE : 0.000			

LAP	SECTOR 1	SECTOR 2	LAP TIME	MPH	DIFF	TIME OF DAY
1 -		58.320	2:25.166	54.06	7.425	13:37:48.716
2 -	1:21.824	59.514	2:21.338	55.52	3.597	13:40:10.054
3 -	1:21.099	59.287	2:20.386 (3)	55.90	2.645	13:42:30.440
4 -	1:21.416	59.678	2:21.094	55.62	3.353	13:44:51.534
5 -	1:20.671	1:01.110	2:21.781	55.35	4.040	13:47:13.315
6 -	1:20.497	57.650	2:18.147 (2)	56.80	0.406	13:49:31.462
7 -	1:20.322	57.419	2:17.741 (1)	56.97		13:51:49.203

P25	33 R	Kieran LEWIS	Yamaha - Controls For Doors Ltd			
IDEAL LAP TIME : 2:10.342		BEST LAP TIME : 2:11.355	DIFFERENCE : 1.013			

LAP	SECTOR 1	SECTOR 2	LAP TIME	MPH	DIFF	TIME OF DAY
1 -		56.725	3:09.082	41.50	57.727	13:38:32.632
2 -	1:19.926	54.751	2:14.677	58.27	3.322	13:40:47.309
3 -	1:18.394	54.410	2:12.804	59.09	1.449	13:43:00.113
4 -	1:20.131	54.072	2:14.203	58.47	2.848	13:45:14.316
5 -	1:17.204	54.151	2:11.355 (1)	59.74		13:47:25.671
6 -	1:19.343	53.138	2:12.481 (3)	59.23	1.126	13:49:38.152
7 -	1:17.271	54.164	2:11.435 (2)	59.71	0.080	13:51:49.587

P26	19	Peter BRANTON	Yamaha -			
IDEAL LAP TIME : 1:43.679		BEST LAP TIME : 1:43.945	DIFFERENCE : 0.266			

LAP	SECTOR 1	SECTOR 2	LAP TIME	MPH	DIFF	TIME OF DAY
1 -		43.745	1:52.211	69.93	8.266	13:37:15.761
2 -	1:00.837	44.246	1:45.083 (3)	74.68	1.138	13:39:00.844
3 -	1:00.496	43.959	1:44.455 (2)	75.13	0.510	13:40:45.299
4 -	1:00.658	43.287	1:43.945 (1)	75.50		13:42:29.244
5 -	1:00.836	44.351	1:45.187	74.61	1.242	13:44:14.431

P27	22 R	Rob FARMER	Yamaha - Tempest Revivals / Obsession Engineering			
IDEAL LAP TIME : 1:55.555		BEST LAP TIME : 1:55.555	DIFFERENCE : 0.000			

LAP	SECTOR 1	SECTOR 2	LAP TIME	MPH	DIFF	TIME OF DAY
1 -		49.315	2:07.039	61.77	11.484	13:37:30.589
2 -	1:24.028	51.041	2:15.069 (2)	58.10	19.514	13:39:45.658
3 -	1:07.671	47.884	1:55.555 (1)	67.91		13:41:41.213

P28	67 C	Mark BAILEY	Yamaha - Gforce motorcycles			
IDEAL LAP TIME : 2:27.233		BEST LAP TIME : 2:27.773	DIFFERENCE : 0.540			

LAP	SECTOR 1	SECTOR 2	LAP TIME	MPH	DIFF	TIME OF DAY
1 -		1:00.097	2:36.793	50.05	9.020	13:38:00.343
2 -	1:27.136	1:00.637	2:27.773 (1)	53.10		13:40:28.116
3 -	1:27.241	1:02.496	2:29.737 (2)	52.41	1.964	13:42:57.853

BMCRC - MRO Championships 2019 - Rnd 3 @ Cadwell Park

DFDS Yamaha Past Masters

RACE 8 - BEST SECTORS

SECTOR 1			SECTOR 2			IDEAL / BEST COMPARISON						
POS	NO	NAME	TIME	NO	NAME	TIME	POS	NO	NAME	IDEAL	BEST	DIFF
									PERFECT LAP	1:43.132		
1	125	MILES	59.899	11	BOWN	43.233	1	125	MILES	1:43.409	1:44.113	0.704
2	19	BRANTON	1:00.392	19	BRANTON	43.287	2	19	BRANTON	1:43.679	1:43.945	0.266
3	13	EDMONDSON	1:00.600	13	EDMONDSON	43.372	3	13	EDMONDSON	1:43.972	1:44.149	0.177
4	11	BOWN	1:00.967	125	MILES	43.510	4	11	BOWN	1:44.200	1:44.535	0.335
5	7	MOORE	1:01.088	24	CARSON	43.644	5	24	CARSON	1:44.947	1:44.947	0.000
6	24	CARSON	1:01.303	7	MOORE	44.316	6	7	MOORE	1:45.404	1:45.752	0.348
7	40	BEACOCK	1:01.336	101	DAVIES	44.674	7	40	BEACOCK	1:46.240	1:46.240	0.000
8	101	DAVIES	1:01.699	57	MOOK	44.710	8	101	DAVIES	1:46.373	1:46.939	0.566
9	57	MOOK	1:02.330	40	BEACOCK	44.904	9	57	MOOK	1:47.040	1:47.040	0.000
10	95	CLARK	1:02.420	83	GODBOLD	45.003	10	95	CLARK	1:47.551	1:47.804	0.253
11	83	GODBOLD	1:03.548	55	TOLAND	45.047	11	83	GODBOLD	1:48.551	1:48.551	0.000
12	55	TOLAND	1:03.579	95	CLARK	45.131	12	55	TOLAND	1:48.626	1:48.682	0.056
13	61	WELCH	1:03.678	61	WELCH	46.167	13	61	WELCH	1:49.845	1:50.379	0.534
14	74	WHITBY	1:04.089	72	THAY	46.582	14	72	THAY	1:51.172	1:51.610	0.438
15	89	TEMPEST	1:04.460	89	TEMPEST	47.105	15	74	WHITBY	1:51.412	1:51.769	0.357
16	72	THAY	1:04.590	77	GRANT	47.283	16	89	TEMPEST	1:51.565	1:51.971	0.406
17	121	HUNTER	1:05.353	74	WHITBY	47.323	17	121	HUNTER	1:53.172	1:53.561	0.389
18	27	HAYWARD	1:06.234	27	HAYWARD	47.447	18	77	GRANT	1:53.537	1:53.537	0.000
19	77	GRANT	1:06.254	121	HUNTER	47.819	19	27	HAYWARD	1:53.681	1:53.873	0.192
20	60	GOUGH	1:07.455	22	FARMER	47.884	20	22	FARMER	1:55.555	1:55.555	0.000
21	22	FARMER	1:07.671	60	GOUGH	48.670	21	60	GOUGH	1:56.125	1:56.185	0.060
22	100	FIRTH	1:09.315	100	FIRTH	50.350	22	100	FIRTH	1:59.665	1:59.665	0.000
23	14	HARRISON	1:12.788	14	HARRISON	52.260	23	14	HARRISON	2:05.048	2:05.048	0.000
24	29	LATHAM	1:15.088	33	LEWIS	53.138	24	29	LATHAM	2:08.429	2:08.543	0.114
25	33	LEWIS	1:17.204	29	LATHAM	53.341	25	33	LEWIS	2:10.342	2:11.355	1.013
26	98	ENGLISH	1:17.389	98	ENGLISH	55.379	26	98	ENGLISH	2:12.768	2:13.274	0.506
27	32	ANSON	1:20.322	32	ANSON	57.419	27	32	ANSON	2:17.741	2:17.741	0.000
28	67	BAILEY	1:27.136	67	BAILEY	1:00.097	28	67	BAILEY	2:27.233	2:27.773	0.540

Weather / Track : Cloudy / Damp

Results can be found at www.tsl-timing.com

Cadwell Park
Circuit Length = 2.1800 miles
Start: 13:35 Flag 13:51 End: 13:53

Printed - 13:55 Sunday, 28 April 2019

BMCRC - MRO Championships 2019 - Rnd 3 @ Cadwell Park

DFDS Yamaha Past Masters

RACE 17 - CLASSIFICATION

POS	NO	CL	PIC NAME	ENTRY	LAPS	TIME	GAP	DIFF	MPH	BEST	ON
1	125		1 Ben MILES	Yamaha - Allspeed	5	8:49.186			74.15	1:43.757	3
2	19		2 Peter BRANTON	Yamaha -	5	8:49.356	0.170	0.170	74.12	1:43.458	3
3	13		3 Doug EDMONDSON	Yamaha - Martin Johnson Exhausts	5	8:49.429	0.243	0.073	74.11	1:43.650	3
4	24		4 Scott CARSON	Yamaha - Brian Grays Powerbiking,J K Flooring Cor	5	8:52.111	2.925	2.682	73.74	1:44.668	4
5	101		5 Andrew DAVIES	Yamaha - GIBSON EXHAUSTS	5	9:02.514	13.328	10.403	72.33	1:46.120	2
6	40	C	1 Douglas BEACOCK	Yamaha -	5	9:04.359	15.173	1.845	72.08	1:45.928	2
7	11		6 Andrew BOWN	Yamaha -	5	9:04.502	15.316	0.143	72.06	1:45.426	2
8	7		7 Peter MOORE	Yamaha - Station Garage , Isle of Man	5	9:10.827	21.641	6.325	71.23	1:47.744	3
9	95	C	2 Simon CLARK	Yamaha - Towan Motors	5	9:14.837	25.651	4.010	70.72	1:48.624	2
10	57	C	3 Geoff MOOK	Yamaha -	5	9:15.179	25.993	0.342	70.68	1:48.493	4
11	61		8 Paul WELCH	Yamaha -	5	9:15.915	26.729	0.736	70.58	1:49.063	3
12	55		9 Paul TOLAND	Yamaha -	5	9:17.340	28.154	1.425	70.40	1:49.081	2
13	74		10 Paul WHITBY	Yamaha - Greybridge Ltd	5	9:18.521	29.335	1.181	70.25	1:49.410	2
14	83	C	4 Paul GODBOLD	Yamaha - Hill farm tree services	5	9:25.124	35.938	6.603	69.43	1:50.756	2
15	72	C	5 Chris THAY	Yamaha -	5	9:27.287	38.101	2.163	69.17	1:50.020	2
16	121		11 Ben HUNTER	Yamaha -	5	9:39.183	49.997	11.896	67.75	1:53.000	2
17	77*	C	6 Neil GRANT	Yamaha - Merlin Pipes	5	9:39.569	50.383	0.386	67.70	1:51.074	5
18	27	R	1 Richard HAYWARD	Yamaha - Gforce Motorcycles	5	9:39.765	50.579	0.196	67.68	1:52.545	2
19	89	C	7 Andrew TEMPEST	Yamaha - TEMPEST REVIVALS/mar-ti titanium	5	9:39.868	50.682	0.103	67.67	1:52.688	2
20	60	C	8 Daniel GOUGH	Yamaha - G Force Motorcycles	5	9:57.503	1:08.317	17.635	65.67	1:57.088	5
21	22	R	2 Rob FARMER	Yamaha - Tempest Revivals / Obsession Engineerir	5	9:58.045	1:08.859	0.542	65.61	1:56.493	2
22	14	R	3 John HARRISON	Yamaha -	5	10:35.987	1:46.801	37.942	61.69	2:04.652	5
23	100	C	9 Paul FIRTH	Yamaha - www.ypmrc.co.uk	5	10:37.426	1:48.240	1.439	61.56	2:04.733	5
24	29	R	4 Ian LATHAM	Yamaha -	4	9:04.883	1 Lap	1 Lap	57.61	2:11.498	4
25	67	C	10 Mark BAILEY	Yamaha - Gforce motorcycles	4	9:07.379	1 Lap	2.496	57.35	2:14.202	4
26	33	R	5 Kieran LEWIS	Yamaha - Controls For Doors Ltd	4	9:17.497	1 Lap	10.118	56.30	2:12.342	4
27	98	C	11 Sarah ENGLISH	Yamaha - Tempest Revivals	4	9:23.688	1 Lap	6.191	55.69	2:16.506	4
28	32	R	6 Lorraine ANSON	Yamaha - Wallis & Whalin Racing	4	9:28.319	1 Lap	4.631	55.23	2:19.093	2

FASTEST LAP

19		Peter BRANTON	Yamaha -	3	1:43.458	75.85 mph	122.08 kph
40	C	Douglas BEACOCK	Yamaha -	2	1:45.928	74.08 mph	119.23 kph
27	R	Richard HAYWARD	Yamaha - Gforce Motorcycles	2	1:52.545	69.73 mph	112.22 kph

No 77 - 10 second penalty, jump start

Class - 92.5% of Race Speed = 68.58 mph

Class C - 92.5% of Race Speed = 66.67 mph

Class R - 92.5% of Race Speed = 62.60 mph

Cadwell Park

Circuit Length = 2.1800 miles

Start: 17:43 Flag 17:52 End: 17:54

Weather / Track : Bright / Dry

These results are provisional until the conclusion of any judicial and technical matters.

Clerk Of Course :	Timekeeper :
-------------------	--------------

Results can be found at www.tsl-timing.com

Printed - 17:54 Sunday, 28 April 2019



BMCRC - MRO Championships 2019 - Rnd 3 @ Cadwell Park

DFDS Yamaha Past Masters

RACE 17 - LAP CHART

LAP 1 @ 17:45:14.115		
NO	BEHIND	LAP TIME

19		1:50.507
13	0.286	1:50.793
125	0.525	1:51.032
24	1.568	1:52.075
40	3.364	1:53.871
101	3.640	1:54.147
11	4.538	1:55.045
7	6.169	1:56.676
95	6.762	1:57.269
55	7.146	1:57.653
61	7.616	1:58.123
74	7.972	1:58.479
57	8.611	1:59.118
83	9.417	1:59.924
72	10.358	2:00.865
121	11.823	2:02.330
77	12.429	2:02.936
89	12.967	2:03.474
27	13.045	2:03.552
60	16.074	2:06.581
22	18.365	2:08.872
100	23.542	2:14.049
14	24.068	2:14.575
67	31.582	2:22.089
29	33.582	2:24.089
32	36.213	2:26.720
98	39.849	2:30.356
33	40.065	2:30.572

LAP 2 @ 17:46:58.738		
NO	BEHIND	LAP TIME

19		1:44.623
125	0.146	1:44.244
13	0.609	1:44.946
24	2.210	1:45.265
40	4.669	1:45.928
101	5.137	1:46.120
11	5.341	1:45.426
7	10.369	1:48.823
95	10.763	1:48.624
55	11.604	1:49.081
61	12.143	1:49.150
74	12.759	1:49.410
57	13.231	1:49.243
83	15.550	1:50.756
72	15.755	1:50.020
121	20.200	1:53.000
77	20.532	1:52.726
27	20.967	1:52.545
89	21.032	1:52.688
60	29.305	1:57.854
22	30.235	1:56.493
14	44.596	2:05.151
100	45.413	2:06.494
67	1:01.845	2:14.886
29	1:02.514	2:13.555
32	1:10.683	2:19.093
98	1:12.684	2:17.458
33	1:13.036	2:17.594

LAP 3 @ 17:48:42.196		
NO	BEHIND	LAP TIME

19		1:43.458
125	0.445	1:43.757
13	0.801	1:43.650
24	3.464	1:44.712
101	9.500	1:47.821
40	9.658	1:48.447
11	10.060	1:48.177
7	14.655	1:47.744
95	15.950	1:48.645
61	17.748	1:49.063
55	17.924	1:49.778
74	18.836	1:49.535
57	19.145	1:49.372
83	23.172	1:51.080
72	23.527	1:51.230
77	28.627	1:51.553
121	31.077	1:54.335
27	31.761	1:54.252
89	31.896	1:54.322
60	43.901	1:58.054
22	44.272	1:57.495
14	1:07.316	2:06.178
100	1:08.514	2:06.559
67	1:34.589	2:16.202
29	1:34.797	2:15.741

LAP 4 @ 17:50:27.810		
NO	BEHIND	LAP TIME

19		1:45.614
125	0.162	1:45.331
13	0.659	1:45.472
33	1 Lap	2:16.989
24	2.518	1:44.668
32	1 Lap	2:21.034
98	1 Lap	2:19.368
101	10.195	1:46.309
40	10.826	1:46.782
11	11.326	1:46.880
7	17.192	1:48.151
95	18.974	1:48.638
61	21.659	1:49.525
55	21.848	1:49.538
57	22.024	1:48.493
74	23.526	1:50.304
72	29.588	1:51.675
83	30.029	1:52.471
77	34.293	1:51.280
121	40.202	1:54.739
27	40.706	1:54.559
89	41.275	1:54.993
60	56.213	1:57.926
22	56.972	1:58.314
14	1:27.133	2:05.431
100	1:28.491	2:05.591

LAP 5 @ 17:52:12.794		
NO	BEHIND	LAP TIME

125		1:44.822
19	0.170	1:45.154
13	0.243	1:44.568
24	2.925	1:45.391

101	13.328	1:48.117
40	15.173	1:49.331
11	15.316	1:48.974
29	1 Lap	2:11.498
67	1 Lap	2:14.202
7	21.641	1:49.433
95	25.651	1:51.661
57	25.993	1:48.953
61	26.729	1:50.054
55	28.154	1:51.290
33	1 Lap	2:12.342
74	29.335	1:50.793
98	1 Lap	2:16.506
83	35.938	1:50.893
72	38.101	1:53.497
32	1 Lap	2:21.472
77	40.383	1:51.074
121	49.997	1:54.779
27	50.579	1:54.857
89	50.682	1:54.391
60	1:08.317	1:57.088
22	1:08.859	1:56.871
14	1:46.801	2:04.652
100	1:48.240	2:04.733

Weather / Track : Bright / Dry

Results can be found at www.tsl-timing.com

Cadwell Park

Circuit Length = 2.1800 miles

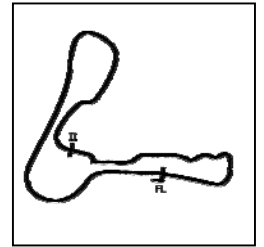
Start: 17:43 Flag 17:52 End: 17:54

Printed - 17:55 Sunday, 28 April 2019

BMCRC - MRO Championships 2019 - Rnd 3 @ Cadwell Park

DFDS Yamaha Past Masters

RACE 17 - SECTOR ANALYSIS



SECTOR 1 = FL to I1, SECTOR 2 = I1 to FL, DIFF = Difference To Personal Best Lap, P = Crossed Finish Line in Pit Lane, D = Time Disallowed

P1 125		Ben MILES		Yamaha - Allspeed		
IDEAL LAP TIME : 1:43.714		BEST LAP TIME : 1:43.757		DIFFERENCE : 0.043		
LAP	SECTOR 1	SECTOR 2	LAP TIME	MPH	DIFF	TIME OF DAY
1 -		43.545	1:51.032	70.68	7.275	17:45:14.640
2 -	1:00.449	43.795	1:44.244 (2)	75.28	0.487	17:46:58.884
3 -	1:00.173	43.584	1:43.757 (1)	75.63		17:48:42.641
4 -	1:00.169	45.162	1:45.331	74.50	1.574	17:50:27.972
5 -	1:00.621	44.201	1:44.822 (3)	74.87	1.065	17:52:12.794

P2 19		Peter BRANTON		Yamaha -		
IDEAL LAP TIME : 1:43.458		BEST LAP TIME : 1:43.458		DIFFERENCE : 0.000		
LAP	SECTOR 1	SECTOR 2	LAP TIME	MPH	DIFF	TIME OF DAY
1 -		43.751	1:50.507	71.01	7.049	17:45:14.115
2 -	1:00.802	43.821	1:44.623 (2)	75.01	1.165	17:46:58.738
3 -	59.937	43.521	1:43.458 (1)	75.85		17:48:42.196
4 -	1:00.388	45.226	1:45.614	74.30	2.156	17:50:27.810
5 -	1:00.470	44.684	1:45.154 (3)	74.63	1.696	17:52:12.964

P3 13		Doug EDMONDSON		Yamaha - Martin Johnson Exhausts		
IDEAL LAP TIME : 1:43.612		BEST LAP TIME : 1:43.650		DIFFERENCE : 0.038		
LAP	SECTOR 1	SECTOR 2	LAP TIME	MPH	DIFF	TIME OF DAY
1 -		43.502	1:50.793	70.83	7.143	17:45:14.401
2 -	1:01.171	43.775	1:44.946 (3)	74.78	1.296	17:46:59.347
3 -	1:00.110	43.540	1:43.650 (1)	75.71		17:48:42.997
4 -	1:00.110	45.362	1:45.472	74.40	1.822	17:50:28.469
5 -	1:00.377	44.191	1:44.568 (2)	75.05	0.918	17:52:13.037

P4 24		Scott CARSON		Yamaha - Brian Grays Powerbiking, J K Flooring Contractors		
IDEAL LAP TIME : 1:44.464		BEST LAP TIME : 1:44.668		DIFFERENCE : 0.204		
LAP	SECTOR 1	SECTOR 2	LAP TIME	MPH	DIFF	TIME OF DAY
1 -		43.940	1:52.075	70.02	7.407	17:45:15.683
2 -	1:01.551	43.714	1:45.265 (3)	74.55	0.597	17:47:00.948
3 -	1:01.258	43.454	1:44.712 (2)	74.94	0.044	17:48:45.660
4 -	1:01.462	43.206	1:44.668 (1)	74.98		17:50:30.328
5 -	1:01.783	43.608	1:45.391	74.46	0.723	17:52:15.719

P5 101		Andrew DAVIES		Yamaha - GIBSON EXHAUSTS		
IDEAL LAP TIME : 1:45.402		BEST LAP TIME : 1:46.120		DIFFERENCE : 0.718		
LAP	SECTOR 1	SECTOR 2	LAP TIME	MPH	DIFF	TIME OF DAY
1 -		44.185	1:54.147	68.75	8.027	17:45:17.755
2 -	1:01.217	44.903	1:46.120 (1)	73.95		17:47:03.875
3 -	1:01.976	45.845	1:47.821 (3)	72.78	1.701	17:48:51.696
4 -	1:01.353	44.956	1:46.309 (2)	73.82	0.189	17:50:38.005
5 -	1:01.499	46.618	1:48.117	72.58	1.997	17:52:26.122

P6 40 C		Douglas BEACOCK		Yamaha -		
IDEAL LAP TIME : 1:45.928		BEST LAP TIME : 1:45.928		DIFFERENCE : 0.000		
LAP	SECTOR 1	SECTOR 2	LAP TIME	MPH	DIFF	TIME OF DAY
1 -		44.799	1:53.871	68.92	7.943	17:45:17.479
2 -	1:01.217	44.711	1:45.928 (1)	74.08		17:47:03.407
3 -	1:02.056	46.391	1:48.447 (3)	72.36	2.519	17:48:51.854
4 -	1:01.895	44.887	1:46.782 (2)	73.49	0.854	17:50:38.636
5 -	1:01.762	47.569	1:49.331	71.78	3.403	17:52:27.967

P7 11		Andrew BOWN		Yamaha -		
IDEAL LAP TIME : 1:45.426		BEST LAP TIME : 1:45.426		DIFFERENCE : 0.000		
LAP	SECTOR 1	SECTOR 2	LAP TIME	MPH	DIFF	TIME OF DAY

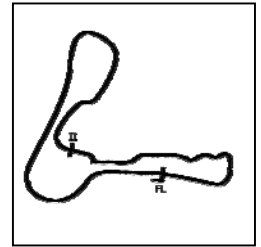
Weather / Track : Bright / Dry

Cadwell Park
Circuit Length = 2.1800 miles
Start: 17:43 Flag 17:52 End: 17:54

BMCRC - MRO Championships 2019 - Rnd 3 @ Cadwell Park

DFDS Yamaha Past Masters

RACE 17 - SECTOR ANALYSIS



SECTOR 1 = FL to I1, SECTOR 2 = I1 to FL, DIFF = Difference To Personal Best Lap, P = Crossed Finish Line in Pit Lane, D = Time Disallowed

1 -		44.987		1:55.045	68.21	9.619	17:45:18.653
2 -	1:01.345	44.081		1:45.426 (1)	74.44		17:47:04.079
3 -	1:01.519	46.658		1:48.177 (3)	72.54	2.751	17:48:52.256
4 -	1:01.790	45.090		1:46.880 (2)	73.42	1.454	17:50:39.136
5 -	1:02.631	46.343		1:48.974	72.01	3.548	17:52:28.110

P8	7	Peter MOORE	Yamaha - Station Garage , Isle of Man				
IDEAL LAP TIME : 1:47.744		BEST LAP TIME : 1:47.744		DIFFERENCE : 0.000			
LAP	SECTOR 1	SECTOR 2	LAP TIME	MPH	DIFF	TIME OF DAY	
1 -		46.843	1:56.676	67.26	8.932	17:45:20.284	
2 -	1:02.475	46.348	1:48.823 (3)	72.11	1.079	17:47:09.107	
3 -	1:02.289	45.455	1:47.744 (1)	72.83		17:48:56.851	
4 -	1:02.432	45.719	1:48.151 (2)	72.56	0.407	17:50:45.002	
5 -	1:03.123	46.310	1:49.433	71.71	1.689	17:52:34.435	

P9	95 C	Simon CLARK	Yamaha - Towan Motors				
IDEAL LAP TIME : 1:48.239		BEST LAP TIME : 1:48.624		DIFFERENCE : 0.385			
LAP	SECTOR 1	SECTOR 2	LAP TIME	MPH	DIFF	TIME OF DAY	
1 -		46.143	1:57.269	66.92	8.645	17:45:20.877	
2 -	1:02.674	45.950	1:48.624 (1)	72.24		17:47:09.501	
3 -	1:02.793	45.852	1:48.645 (3)	72.23	0.021	17:48:58.146	
4 -	1:03.073	45.565	1:48.638 (2)	72.24	0.014	17:50:46.784	
5 -	1:03.504	48.157	1:51.661	70.28	3.037	17:52:38.445	

P10	57 C	Geoff MOOK	Yamaha -				
IDEAL LAP TIME : 1:47.692		BEST LAP TIME : 1:48.493		DIFFERENCE : 0.801			
LAP	SECTOR 1	SECTOR 2	LAP TIME	MPH	DIFF	TIME OF DAY	
1 -		46.428	1:59.118	65.88	10.625	17:45:22.726	
2 -	1:02.785	46.458	1:49.243 (3)	71.84	0.750	17:47:11.969	
3 -	1:02.940	46.432	1:49.372	71.75	0.879	17:49:01.341	
4 -	1:02.888	45.605	1:48.493 (1)	72.33		17:50:49.834	
5 -	1:02.087	46.866	1:48.953 (2)	72.03	0.460	17:52:38.787	

P11	61	Paul WELCH	Yamaha -				
IDEAL LAP TIME : 1:48.946		BEST LAP TIME : 1:49.063		DIFFERENCE : 0.117			
LAP	SECTOR 1	SECTOR 2	LAP TIME	MPH	DIFF	TIME OF DAY	
1 -		46.243	1:58.123	66.43	9.060	17:45:21.731	
2 -	1:02.966	46.184	1:49.150 (2)	71.90	0.087	17:47:10.881	
3 -	1:02.925	46.138	1:49.063 (1)	71.95		17:48:59.944	
4 -	1:03.504	46.021	1:49.525 (3)	71.65	0.462	17:50:49.469	
5 -	1:03.115	46.939	1:50.054	71.31	0.991	17:52:39.523	

P12	55	Paul TOLAND	Yamaha -				
IDEAL LAP TIME : 1:48.954		BEST LAP TIME : 1:49.081		DIFFERENCE : 0.127			
LAP	SECTOR 1	SECTOR 2	LAP TIME	MPH	DIFF	TIME OF DAY	
1 -		46.036	1:57.653	66.70	8.572	17:45:21.261	
2 -	1:03.184	45.897	1:49.081 (1)	71.94		17:47:10.342	
3 -	1:03.796	45.982	1:49.778 (3)	71.49	0.697	17:49:00.120	
4 -	1:03.768	45.770	1:49.538 (2)	71.64	0.457	17:50:49.658	
5 -	1:03.487	47.803	1:51.290	70.51	2.209	17:52:40.948	

P13	74	Paul WHITBY	Yamaha - Greybridge Ltd				
IDEAL LAP TIME : 1:48.890		BEST LAP TIME : 1:49.410		DIFFERENCE : 0.520			
LAP	SECTOR 1	SECTOR 2	LAP TIME	MPH	DIFF	TIME OF DAY	
1 -		46.231	1:58.479	66.23	9.069	17:45:22.087	
2 -	1:02.995	46.415	1:49.410 (1)	71.73		17:47:11.497	
3 -	1:03.106	46.429	1:49.535 (2)	71.64	0.125	17:49:01.032	
4 -	1:03.673	46.631	1:50.304 (3)	71.14	0.894	17:50:51.336	

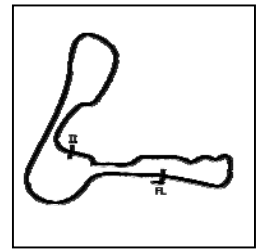
Weather / Track : Bright / Dry

Cadwell Park
Circuit Length = 2.1800 miles
Start: 17:43 Flag 17:52 End: 17:54

BMCRC - MRO Championships 2019 - Rnd 3 @ Cadwell Park

DFDS Yamaha Past Masters

RACE 17 - SECTOR ANALYSIS



SECTOR 1 = FL to I1, SECTOR 2 = I1 to FL, DIFF = Difference To Personal Best Lap, P = Crossed Finish Line in Pit Lane, D = Time Disallowed

5 - **1:02.659** 48.134 1:50.793 70.83 1.383 17:52:42.129

P14	83 C	Paul GODBOLD	Yamaha - Hill farm tree services			
IDEAL LAP TIME : 1:50.694		BEST LAP TIME : 1:50.756		DIFFERENCE : 0.062		

LAP	SECTOR 1	SECTOR 2	LAP TIME	MPH	DIFF	TIME OF DAY
1 -		46.943	1:59.924	65.44	9.168	17:45:23.532
2 -	1:04.356	46.400	1:50.756 (1)	70.85		17:47:14.288
3 -	1:04.670	46.410	1:51.080 (3)	70.65	0.324	17:49:05.368
4 -	1:05.428	47.043	1:52.471	69.77	1.715	17:50:57.839
5 -	1:04.555	46.338	1:50.893 (2)	70.77	0.137	17:52:48.732

P15	72 C	Chris THAY	Yamaha -			
IDEAL LAP TIME : 1:50.020		BEST LAP TIME : 1:50.020		DIFFERENCE : 0.000		

LAP	SECTOR 1	SECTOR 2	LAP TIME	MPH	DIFF	TIME OF DAY
1 -		46.939	2:00.865	64.93	10.845	17:45:24.473
2 -	1:03.935	46.085	1:50.020 (1)	71.33		17:47:14.493
3 -	1:04.917	46.313	1:51.230 (2)	70.55	1.210	17:49:05.723
4 -	1:04.819	46.856	1:51.675 (3)	70.27	1.655	17:50:57.398
5 -	1:05.381	48.116	1:53.497	69.14	3.477	17:52:50.895

P16	121	Ben HUNTER	Yamaha -			
IDEAL LAP TIME : 1:52.337		BEST LAP TIME : 1:53.000		DIFFERENCE : 0.663		

LAP	SECTOR 1	SECTOR 2	LAP TIME	MPH	DIFF	TIME OF DAY
1 -		47.396	2:02.330	64.15	9.330	17:45:25.938
2 -	1:04.941	48.059	1:53.000 (1)	69.45		17:47:18.938
3 -	1:06.310	48.025	1:54.335 (2)	68.64	1.335	17:49:13.273
4 -	1:06.515	48.224	1:54.739 (3)	68.39	1.739	17:51:08.012
5 -	1:06.435	48.344	1:54.779	68.37	1.779	17:53:02.791

P17	77 C	Neil GRANT	Yamaha - Merlin Pipes			
IDEAL LAP TIME : 1:50.875		BEST LAP TIME : 1:51.074		DIFFERENCE : 0.199		

LAP	SECTOR 1	SECTOR 2	LAP TIME	MPH	DIFF	TIME OF DAY
1 -		47.745	2:02.936	63.83	11.862	17:45:26.544
2 -	1:05.144	47.582	1:52.726	69.62	1.652	17:47:19.270
3 -	1:05.012	46.541	1:51.553 (3)	70.35	0.479	17:49:10.823
4 -	1:04.503	46.777	1:51.280 (2)	70.52	0.206	17:51:02.103
5 -	1:04.702	46.372	1:51.074 (1)	70.65		17:52:53.177

P18	27 R	Richard HAYWARD	Yamaha - Gforce Motorcycles			
IDEAL LAP TIME : 1:52.545		BEST LAP TIME : 1:52.545		DIFFERENCE : 0.000		

LAP	SECTOR 1	SECTOR 2	LAP TIME	MPH	DIFF	TIME OF DAY
1 -		47.583	2:03.552	63.52	11.007	17:45:27.160
2 -	1:05.807	46.738	1:52.545 (1)	69.73		17:47:19.705
3 -	1:06.192	48.060	1:54.252 (2)	68.69	1.707	17:49:13.957
4 -	1:06.070	48.489	1:54.559 (3)	68.50	2.014	17:51:08.516
5 -	1:06.156	48.701	1:54.857	68.32	2.312	17:53:03.373

P19	89 C	Andrew TEMPEST	Yamaha - TEMPEST REVIVALS/mar-ti titanium			
IDEAL LAP TIME : 1:52.664		BEST LAP TIME : 1:52.688		DIFFERENCE : 0.024		

LAP	SECTOR 1	SECTOR 2	LAP TIME	MPH	DIFF	TIME OF DAY
1 -		47.695	2:03.474	63.56	10.786	17:45:27.082
2 -	1:05.574	47.114	1:52.688 (1)	69.64		17:47:19.770
3 -	1:05.550	48.772	1:54.322 (2)	68.64	1.634	17:49:14.092
4 -	1:06.207	48.786	1:54.993	68.24	2.305	17:51:09.085
5 -	1:05.772	48.619	1:54.391 (3)	68.60	1.703	17:53:03.476

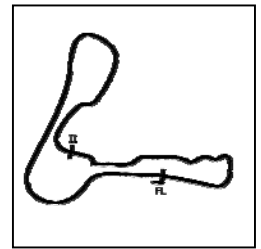
Weather / Track : Bright / Dry

Cadwell Park
Circuit Length = 2.1800 miles
Start: 17:43 Flag 17:52 End: 17:54

BMCRC - MRO Championships 2019 - Rnd 3 @ Cadwell Park

DFDS Yamaha Past Masters

RACE 17 - SECTOR ANALYSIS



SECTOR 1 = FL to I1, SECTOR 2 = I1 to FL, DIFF = Difference To Personal Best Lap, P = Crossed Finish Line in Pit Lane, D = Time Disallowed

P20 60 C		Daniel GOUGH		Yamaha - G Force Motorcycles		
IDEAL LAP TIME : 1:57.035		BEST LAP TIME : 1:57.088		DIFFERENCE : 0.053		
LAP	SECTOR 1	SECTOR 2	LAP TIME	MPH	DIFF	TIME OF DAY
1 -		49.213	2:06.581	62.00	9.493	17:45:30.189
2 -	1:08.072	49.782	1:57.854 (2)	66.59	0.766	17:47:28.043
3 -	1:08.784	49.270	1:58.054	66.47	0.966	17:49:26.097
4 -	1:08.374	49.552	1:57.926 (3)	66.55	0.838	17:51:24.023
5 -	1:07.822	49.266	1:57.088 (1)	67.02		17:53:21.111

P21 22 R		Rob FARMER		Yamaha - Tempest Revivals / Obsession Engineering		
IDEAL LAP TIME : 1:56.186		BEST LAP TIME : 1:56.493		DIFFERENCE : 0.307		
LAP	SECTOR 1	SECTOR 2	LAP TIME	MPH	DIFF	TIME OF DAY
1 -		48.483	2:08.872	60.89	12.379	17:45:32.480
2 -	1:07.814	48.679	1:56.493 (1)	67.36		17:47:28.973
3 -	1:08.486	49.009	1:57.495 (3)	66.79	1.002	17:49:26.468
4 -	1:08.635	49.679	1:58.314	66.33	1.821	17:51:24.782
5 -	1:07.703	49.168	1:56.871 (2)	67.15	0.378	17:53:21.653

P22 14 R		John HARRISON		Yamaha -		
IDEAL LAP TIME : 2:04.537		BEST LAP TIME : 2:04.652		DIFFERENCE : 0.115		
LAP	SECTOR 1	SECTOR 2	LAP TIME	MPH	DIFF	TIME OF DAY
1 -		52.297	2:14.575	58.31	9.923	17:45:38.183
2 -	1:12.567	52.584	2:05.151 (2)	62.70	0.499	17:47:43.334
3 -	1:13.519	52.659	2:06.178	62.19	1.526	17:49:49.512
4 -	1:13.055	52.376	2:05.431 (3)	62.56	0.779	17:51:54.943
5 -	1:12.682	51.970	2:04.652 (1)	62.95		17:53:59.595

P23 100 C		Paul FIRTH		Yamaha - www.ypmrc.co.uk		
IDEAL LAP TIME : 2:04.733		BEST LAP TIME : 2:04.733		DIFFERENCE : 0.000		
LAP	SECTOR 1	SECTOR 2	LAP TIME	MPH	DIFF	TIME OF DAY
1 -		52.794	2:14.049	58.54	9.316	17:45:37.657
2 -	1:14.168	52.326	2:06.494 (3)	62.04	1.761	17:47:44.151
3 -	1:13.337	53.222	2:06.559	62.01	1.826	17:49:50.710
4 -	1:13.317	52.274	2:05.591 (2)	62.48	0.858	17:51:56.301
5 -	1:12.585	52.148	2:04.733 (1)	62.91		17:54:01.034

P24 29 R		Ian LATHAM		Yamaha -		
IDEAL LAP TIME : 2:11.498		BEST LAP TIME : 2:11.498		DIFFERENCE : 0.000		
LAP	SECTOR 1	SECTOR 2	LAP TIME	MPH	DIFF	TIME OF DAY
1 -		55.685	2:24.089	54.46	12.591	17:45:47.697
2 -	1:18.239	55.316	2:13.555 (2)	58.76	2.057	17:48:01.252
3 -	1:20.386	55.355	2:15.741 (3)	57.81	4.243	17:50:16.993
4 -	1:17.876	53.622	2:11.498 (1)	59.68		17:52:28.491

P25 67 C		Mark BAILEY		Yamaha - Gforce motorcycles		
IDEAL LAP TIME : 2:13.083		BEST LAP TIME : 2:14.202		DIFFERENCE : 1.119		
LAP	SECTOR 1	SECTOR 2	LAP TIME	MPH	DIFF	TIME OF DAY
1 -		55.007	2:22.089	55.23	7.887	17:45:45.697
2 -	1:18.905	55.981	2:14.886 (2)	58.18	0.684	17:48:00.583
3 -	1:20.549	55.653	2:16.202 (3)	57.62	2.000	17:50:16.785
4 -	1:18.076	56.126	2:14.202 (1)	58.47		17:52:30.987

P26 33 R		Kieran LEWIS		Yamaha - Controls For Doors Ltd		
IDEAL LAP TIME : 2:12.342		BEST LAP TIME : 2:12.342		DIFFERENCE : 0.000		
LAP	SECTOR 1	SECTOR 2	LAP TIME	MPH	DIFF	TIME OF DAY
1 -		57.995	2:30.572	52.12	18.230	17:45:54.180
2 -	1:20.509	57.085	2:17.594 (3)	57.03	5.252	17:48:11.774

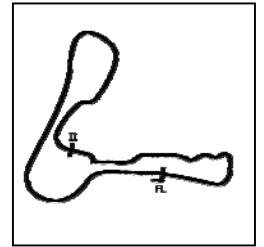
Weather / Track : Bright / Dry

Cadwell Park
Circuit Length = 2.1800 miles
Start: 17:43 Flag 17:52 End: 17:54

BMCRC - MRO Championships 2019 - Rnd 3 @ Cadwell Park

DFDS Yamaha Past Masters

RACE 17 - SECTOR ANALYSIS



SECTOR 1 = FL to I1, SECTOR 2 = I1 to FL, DIFF = Difference To Personal Best Lap, P = Crossed Finish Line in Pit Lane, D = Time Disallowed

3 -	1:19.805	57.184	2:16.989 (2)	57.28	4.647	17:50:28.763
4 -	1:18.077	54.265	2:12.342 (1)	59.30		17:52:41.105

P27 98 C		Sarah ENGLISH		Yamaha - Tempest Revivals			
IDEAL LAP TIME : 2:16.136		BEST LAP TIME : 2:16.506		DIFFERENCE : 0.370			
LAP	SECTOR 1	SECTOR 2	LAP TIME	MPH	DIFF	TIME OF DAY	
1 -		57.988	2:30.356	52.19	13.850	17:45:53.964	
2 -	1:20.489	56.969	2:17.458 (2)	57.09	0.952	17:48:11.422	
3 -	1:19.806	59.562	2:19.368 (3)	56.31	2.862	17:50:30.790	
4 -	1:19.167	57.339	2:16.506 (1)	57.49		17:52:47.296	

P28 32 R		Lorraine ANSON		Yamaha - Wallis & Whalin Racing			
IDEAL LAP TIME : 2:16.911		BEST LAP TIME : 2:19.093		DIFFERENCE : 2.182			
LAP	SECTOR 1	SECTOR 2	LAP TIME	MPH	DIFF	TIME OF DAY	
1 -		57.627	2:26.720	53.48	7.627	17:45:50.328	
2 -	1:19.284	59.809	2:19.093 (1)	56.42		17:48:09.421	
3 -	1:20.629	1:00.405	2:21.034 (2)	55.64	1.941	17:50:30.455	
4 -	1:21.331	1:00.141	2:21.472 (3)	55.47	2.379	17:52:51.927	

BMCRC - MRO Championships 2019 - Rnd 3 @ Cadwell Park

DFDS Yamaha Past Masters

RACE 17 - BEST SECTORS

SECTOR 1			SECTOR 2			IDEAL / BEST COMPARISON						
POS	NO	NAME	TIME	NO	NAME	TIME	POS	NO	NAME	IDEAL	BEST	DIFF
									PERFECT LAP	1:43.143		
1	19	BRANTON	59.937	24	CARSON	43.206	1	19	BRANTON	1:43.458	1:43.458	0.000
2	13	EDMONDSON	1:00.110	13	EDMONDSON	43.502	2	13	EDMONDSON	1:43.612	1:43.650	0.038
3	125	MILES	1:00.169	19	BRANTON	43.521	3	125	MILES	1:43.714	1:43.757	0.043
4	101	DAVIES	1:01.217	125	MILES	43.545	4	24	CARSON	1:44.464	1:44.668	0.204
5	40	BEACOCK	1:01.217	11	BOWN	44.081	5	101	DAVIES	1:45.402	1:46.120	0.718
6	24	CARSON	1:01.258	101	DAVIES	44.185	6	11	BOWN	1:45.426	1:45.426	0.000
7	11	BOWN	1:01.345	40	BEACOCK	44.711	7	40	BEACOCK	1:45.928	1:45.928	0.000
8	57	MOOK	1:02.087	7	MOORE	45.455	8	57	MOOK	1:47.692	1:48.493	0.801
9	7	MOORE	1:02.289	95	CLARK	45.565	9	7	MOORE	1:47.744	1:47.744	0.000
10	74	WHITBY	1:02.659	57	MOOK	45.605	10	95	CLARK	1:48.239	1:48.624	0.385
11	95	CLARK	1:02.674	55	TOLAND	45.770	11	74	WHITBY	1:48.890	1:49.410	0.520
12	61	WELCH	1:02.925	61	WELCH	46.021	12	61	WELCH	1:48.946	1:49.063	0.117
13	55	TOLAND	1:03.184	72	THAY	46.085	13	55	TOLAND	1:48.954	1:49.081	0.127
14	72	THAY	1:03.935	74	WHITBY	46.231	14	72	THAY	1:50.020	1:50.020	0.000
15	83	GODBOLD	1:04.356	83	GODBOLD	46.338	15	83	GODBOLD	1:50.694	1:50.756	0.062
16	77	GRANT	1:04.503	77	GRANT	46.372	16	77	GRANT	1:50.875	1:51.074	0.199
17	121	HUNTER	1:04.941	27	HAYWARD	46.738	17	121	HUNTER	1:52.337	1:53.000	0.663
18	89	TEMPEST	1:05.550	89	TEMPEST	47.114	18	27	HAYWARD	1:52.545	1:52.545	0.000
19	27	HAYWARD	1:05.807	121	HUNTER	47.396	19	89	TEMPEST	1:52.664	1:52.688	0.024
20	22	FARMER	1:07.703	22	FARMER	48.483	20	22	FARMER	1:56.186	1:56.493	0.307
21	60	GOUGH	1:07.822	60	GOUGH	49.213	21	60	GOUGH	1:57.035	1:57.088	0.053
22	14	HARRISON	1:12.567	14	HARRISON	51.970	22	14	HARRISON	2:04.537	2:04.652	0.115
23	100	FIRTH	1:12.585	100	FIRTH	52.148	23	100	FIRTH	2:04.733	2:04.733	0.000
24	29	LATHAM	1:17.876	29	LATHAM	53.622	24	29	LATHAM	2:11.498	2:11.498	0.000
25	67	BAILEY	1:18.076	33	LEWIS	54.265	25	33	LEWIS	2:12.342	2:12.342	0.000
26	33	LEWIS	1:18.077	67	BAILEY	55.007	26	67	BAILEY	2:13.083	2:14.202	1.119
27	98	ENGLISH	1:19.167	98	ENGLISH	56.969	27	98	ENGLISH	2:16.136	2:16.506	0.370
28	32	ANSON	1:19.284	32	ANSON	57.627	28	32	ANSON	2:16.911	2:19.093	2.182

Weather / Track : Bright / Dry

Results can be found at www.tsl-timing.com

Cadwell Park
 Circuit Length = 2.1800 miles
 Start: 17:43 Flag 17:52 End: 17:54

Printed - 17:55 Sunday, 28 April 2019